



## CONTACT US

3900 Central Pkwy, Hudsonville, MI 49426  
Ph: 1-800-338-7337, 616-896-7100  
[soundoffsignal.com](http://soundoffsignal.com)



# 2026 PRODUCT CATALOG

LAW ENFORCEMENT | FIRE | EMS | AMBER





TABLE OF CONTENTS

How to use .....3

Understanding terms .....4

Product families.....5 - 8

LIGHTBARS

mpower® ..... 11

mpower® Horizon Interior Lightbar ..... 11

nFUSE®/XL..... 12

nFORCE® nxt..... 13

nFORCE® Interior Lightbars ..... 14

nROADS®

Fleet Series ..... 15

Fleet Connect-n-Go System ..... 15

Lightbar Accessories ..... 16

nROADS® Mini & Midsize Lightbar..... 17

PINNACLE Mini LED Lightbar ..... 18

DIRECTIONAL WARNING

mpower

Traffic Controller .....21

Arrow System .....22

TM100 .....23

UltraLITE Plus Warning Bar.....24

PERIMETER LIGHTING

mpower

Fascia 3", 4" & 4" Spot.....27

Fascia 4x2 .....28

HD Light.....29

Third Brake Light Bezel .....29

Four Corner Strobe Kit.....30

SL Running Light.....30

mpower

6x4 .....31

7x3.....32

9x7 .....33

nFUSE

6x4 P .....34

7x3 P .....35

9x7 P .....36

9x7 Pole Mounts .....37

Golight® SL.....38

nFORCE

Surface, Deck/Grille.....39

Recess, Oval Recess, Windshield.....40

Intersector

Under Mirror, Surface Mount .....41

XF Flush Mount.....42

Bolt 2.....42

Universal UnderCover LED Insert.....43

Oval Warning Light.....44

Rapid Deployment Vehicle Warning Kit .44

mpower High-Powered White Lighting

HP 2x1 Kit.....45

HP 2x1 Dual Stacked Kit .....46

HP 6x1 .....46

12" ORV Lightbar.....47

18" ORV Lightbar.....48

24" ORV Lightbar.....48

Perimeter Lighting Accessories.....49 - 52

Vehicle-Specific Accessories .....53 - 54

BEACONS

nROADS® Beacon .....57

Ford Dual Beacon 360-Degree

Lighting Kit.....58

nFORCE® nxt Beacon .....58

4200 Series.....59

4500 Series.....60

CONTROL SYSTEMS

bluePRINT®

Benefits and Features .....63

SoundOff Central® .....64

500 Series Control System.....65

bluePRINT System Controllers.....66

bluePRINT Add-Ons .....67

bluePRINT Connect® .....69 - 70

800 Series Multi-Purpose

Control Panel .....71

600 Series 6 Function Switch .....72

900 Series 9 Function Switch .....72

SIRENS & SPEAKERS

nERGY 400 Series Siren .....75

FR100 Series Siren .....76

200 Series Compact Siren .....76

100J Series Composite Speaker .....77

LF Aftershock Siren System.....78

100U Series Speaker .....79

50M Speaker.....79

SoundOff Signal, headquartered in Hudsonville, Michigan, is a global leader in vehicle lighting, control systems and electronic warning solutions for the emergency, amber and government markets.

As an employee-owned company (ESOP), we are driven by a commitment to innovation, quality and seamless system integration to enhance safety and communication. With over 500 employees designing and manufacturing products on-site, SoundOff ensures superior performance and reliability.

Through cutting-edge solutions tailored to customer needs, SoundOff Signal empowers first responders and professionals worldwide, helping them serve and protect with greater visibility and efficiency.

ELECTRONICS

Taillight Flasher .....83

Opticom Preemption LED Module .....83

ConfigureIT System.....84

WT100 Backup Alarm .....84

Directional Arrow Switch .....84

Ignition Security System.....84

WORK AREA & INTERIOR LIGHTING

Interior Lighting

obSERVE Dome Lights .....87

Calisto.....88

Dome Light, Rectangular.....88

Novalux.....88

LED Strip Light .....88

Work Area

Banksman BM3 .....89

Par 36 Work Light.....89

Scenelight S17 .....89



# HOW TO USE THIS CATALOG

Welcome to our product catalog, your gateway to exploring the diverse range of solutions we offer. This catalog provides a comprehensive overview of our main products, although it may not include every accessory or service part we carry. For a complete selection and detailed product information, including configurability options, please visit us at [soundoffsignal.com](https://soundoffsignal.com). Many of our products are designed to be customized to meet your specific needs, so we encourage you to use our online configurator to ensure you find the perfect match for your requirements.

If you have any questions or need help with an order, please contact us at **1-800-338-7337** or submit the contact us form on our website.

# HOW TO CONFIGURE A PRODUCT



Scan the QR code located at the bottom of each page or visit [soundoffsignal.com](https://soundoffsignal.com)



Log in (top right-hand corner)



In the navigation bar, hover over “Support”, click on “Product Configurator” and choose the specific product you would like to configure. You can also visit a specific product’s webpage and click the “Configure Product” button.



Navigate through the process and choose the selections that fit your needs



Save your newly configured product to an existing quote, or create a new quote

Certifications

General product certifications can be found throughout this catalog. For additional certification details on lightbars and perimeter lighting, please visit the resource tab on the product’s web page at [soundoffsignal.com](https://soundoffsignal.com). Certifications are identified for properly configured products.

We reserve the right to make changes to our products. Please visit the website for the latest features and specifications.


# UNDERSTANDING TERMS:

**Split color** The individual LED color is emitted from a portion of the light, not the full face of the light. The other portion is an alternate second LED color.


**Single, dual, tricolor** The individual LED color is emitted from the entire face light. The type of light (single, dual, tricolor) will determine how many different color LEDs are available in the unit. Only one color can be active at a time.

**Fascia light** A low profile light which attaches to the surface of a vehicle, such as the “fascia” or trim. It is intended to blend in as an extension of the vehicle.


Fascia light mounting types



Stud Mount



Quick Mount



Screw Mount

**Light Sync** The ability to connect multiple lights to flash together or in alternating patterns.

**Sync 1** A sync technology implemented on SoundOff Signal’s early perimeter warning lights with 3-wire control interfaces (not to be confused with 3-wire data control). Can sync up to four lights.

**Sync 2** A sync technology implemented on SoundOff Signal’s newer perimeter warning lights with 4 or 5-wire control interfaces. Can sync up to twenty-four lights.  
*The sync systems are not compatible with each other. Sync 1 lights can’t synchronize with Sync 2 lights or vice versa.*

**Stop/Tail/ Turn Light** A red LED light with a clear or red lens functioning with direct input from the vehicle’s standard wiring – no internal flasher. For mounting on the rear of the vehicle to indicate stop when brake pedal is applied (high output), tail running light (low output) and turn signal (intermittent high flash).

**Turn Light** A specific turn signal light either amber LED with amber or clear lens, or red LED with red or clear lens. This light can operate through the vehicle’s flasher or with an internal flasher which operates in a single flash or a sequential mode flash.

**3-Wire Serialized Communication Network** Supported SoundOff perimeter lighting can be installed utilizing 3-wire architecture (power, ground and data), significantly simplifying installation while enhancing control capabilities. Our original solution (which is still available) utilizes a 5-wire configuration, requiring two to three separate programmable outputs from the bluePRINT® controller, which can be activated in various combinations to perform different actions. While effective, this approach limits scalability and increases installation complexity.



Learn more about the 3-wire network and compatible products



## PRODUCT FAMILIES



### Cutting-Edge Technology that has Transformed LED Lighting

SoundOff Signal's mpower silicone lighting technology is the first optic-grade, patented silicone lens that is virtually shatterproof, making it the most durable light in the market. This technology is a versatile, high-performance lighting system that is designed to be used in a wide range of applications from emergency vehicles to work trucks and anything in between. Feel empowered to get your job done safely and effectively.

### Indestructible Illumination

A key feature of the "squishy light," an industry-coined term based off the silicone material, is its moldable material that allows for the optic lens and housing to be an all-in-one piece, which improves the sealing, durability and optic output. The individual LED light modules make for flexible installations and customization. This high-quality silicone material is resistant to water, dust and other environmental factors that every industry faces daily, ensuring long-lasting performance and overall reduction in the total cost of ownership.



### mpower Stealth Lens

This lens uses a series of minuscule dots on our signature mpower silicone, creating a more discreet and stealthy appearance. A traditional tinted lens will significantly reduce light output, depending on the color of the tint, thickness of lens and color being transmitted. Stealth allows for the same effect of a tinted lens, but with minimal lost light output, regardless of configuration or color.

### Get the stealth look without sacrificing visibility

1. Creates a more discreet, stealthy appearance
2. Minimal lost light output compared to traditional tinted lens
3. Multiple configurations and colors available



## PRODUCT FAMILIES



### Advanced Lighting Built for Performance

nFORCE features high-performance, polycarbonate-based LED lighting solutions engineered for emergency and service vehicles. Designed with advanced reflector technology, nFORCE delivers powerful forward and off-angle illumination to maximize visibility and safety. With customizable single, dual or tricolor options, users can configure lighting to meet their operational and regulatory needs. From rooftop lightbars to surface, grille and recess mounts, nFORCE offers unmatched versatility to fit a wide range of vehicle setups.

### Sleek, Scalable and Ready for the Road

Purpose-built for all needs, nFORCE combines modern aesthetics with rugged reliability. With low-profile and compact design offerings, the nFORCE lineup easily scales across different vehicle types and configurations. Whether you're building out a fleet or upgrading existing equipment, nFORCE delivers lighting that commands attention and ensures safety on every call.





## PRODUCT FAMILIES

# nFUSE®

### Illuminate with Precision

nFUSE offers lighting solutions that are engineered with traditional polycarbonate lenses and dual color functionality for effective and optimal light output. Choose from an array of configurations, like warning, stop/tail/turn, backup, scene, takedown and arrow for situation-smart lighting.

### Dependable and Ready for Action

Built for the rigors of first-response work, nFUSE boasts rugged, reliable designs that scale to fit various vehicle configurations. From lightbars in single or dual levels to perimeter warning or scene lights, these offerings will unify your fleets appearance with a range of sizes, lens colors, LED colors and flash patterns. Whether enhancing situational awareness at an emergency site or lighting up a work zone, nFUSE combines resilience, customization and commanding brightness—built for safety, built for the job.



### Automated Warning Controls

The bluePRINT system is an intelligent, logic-driven control and lighting platform designed to deliver precision lighting for emergency, utility and public works fleets. This advanced solution enables users to create situation-specific warning profiles, offering complete control of multi-color bluePRINT-compatible lights across the vehicle. Built to adapt to any fleet application, bluePRINT is fully networked, programmable and highly configurable, ensuring your lighting responds dynamically to the needs of the moment.

### Redefined Efficiency

bluePRINT goes beyond traditional lighting with voltage-controlled load shedding, a conditional matrix for smart decision-making and a plug-n-play CAN bus interface for seamless integration. It allows for real-time diagnostics and firmware updates, helping technicians maintain performance without pulling vehicles off the road. Whether outfitting a small municipal fleet or a large emergency response agency, bluePRINT delivers unmatched adaptability, efficiency and control.



## PRODUCT FAMILIES

# nROADS®

### Designed For the Long Haul

nROADS is robust lighting solutions built for heavy-duty work. Featuring durable polycarbonate lenses and Class-certified modules, it delivers reliable dual-color warning and amber flood lighting designed for harsh environments. Whether mounted as compact beacons or midsize fleet lightbars, nROADS ensures clear visibility with 360° coverage, multiple flash patterns and optional lighting capabilities.

### Versatile, Cost-Effective and Field-Ready

Tailored for snowplows, pickups, refuse trucks, roadside operations and more, nROADS delivers dependable performance with easy-to-use operations. These lightbars and beacons blend aesthetics with adaptability, offering various sizes and custom color configurations to suit fleet standards. nROADS offers a practical, high-impact lighting solution that balances durability, affordability and safety for mission-critical work zones.





# LIGHTBARS







mpower® LIGHTBAR



Revolutionizing emergency lighting through durable silicone lenses in a sleek design

Features:	At 1" thick, the mpower Lightbar is thinner than its leading competitors
LED Color Capabilities:	Single, dual, tricolor
LED Color Options:	●, ●, ●, ●, ●, ○
Lens Color Options:	Clear, Stealth
Chassis Color Options:	Silver, Black
Dimensions(l):	48" (122 cm), 55" (140 cm)
Dimensions(h):	1.1" (2.7 cm)
Dimensions(d):	10.6" (27 cm)
Mounts:	See page 15 for full list of compatible mounting options
Certifications:	SAE J595, SAE J845, CA Title 13, ECE R65, ECE R10, NFPA 1900*, KKK 1822-F*




mpower® HORIZON INTERIOR LIGHTBAR



Defy the limits of ballistic glass

Features:	With the ability to transmit through ballistic glass, Horizon equips officers with bullet-resistant protection and increased visibility
LED Color Capabilities:	Single and dual color - 8 LEDs per color, tricolor - 6 LEDs per color, 2 white LEDs for the takedown function are included in all options
LED Color Options:	●, ●, ●, ●, ●, ○
Lens Color Options:	Clear
Dimensions(l):	16.48" (41.86 cm) - per side
Dimensions(h):	2.26" (5.74 cm)
Dimensions(d):	3.46" (8.79 cm)
Mounts:	Attaches direct to glass via pre-installed buttons available from Custom Glass Solutions
Certifications:	Meets SAE J595, J845, CA Title 13 optically through glass



Scan the QR code to configure product to your exact needs.

⚠ WARNING: Cancer and Reproductive Harm – www.P65Warnings.ca.gov

nFUSE® LIGHTBAR



Single level, exterior lightbar with all the right features, including dual-color capability, at the right price

Features:	Customizable to your needs with multiple lengths and single or dual color capability
LED Color Capabilities:	Single, dual
LED Color Options:	●, ●, ●, ●, ●, ○
Lens Color Options:	Varies based on configuration. Options are selectable using the product configurator
Dimensions(l):	36" (91cm), 42" (107 cm), 48" (122cm), 54" (137cm), 60" (152 cm), 72" (183 cm)
Dimensions(h):	2.28" (5.79 cm)
Dimensions(d):	12.35" (31.4 cm)
Mounts:	See page 15 for full list of compatible mounting options
Certifications:	SAE J595, SAE J845, CA Title 13, NFPA 1900, KKK 1822-F, ECE R10

nFUSE® XL LIGHTBAR



A dual-level lightbar with 360-degrees of continuous light

Features:	Single or dual color capable on every module with independent upper and lower control
LED Color Capabilities:	Single, dual
LED Color Options:	●, ●, ●, ●, ●, ○
Lens Color Options:	Varies based on configuration. Options are selectable using the product configurator
Dimensions(l):	24" (61cm), 36" (91 cm), 42" (107 cm), 48" (122cm), 54" (137cm), 60" (152 cm), 72" (183 cm)
Dimensions(h):	3.82" (9.7 cm)
Dimensions(d):	12.35" (31.4 cm)
Mounts:	See page 15 for full list of compatible mounting options
Certifications:	SAE J595, SAE J845, CA Title 13, NFPA 1900, KKK 1822-F, ECE R10



Scan the QR code to configure product to your exact needs.

⚠ WARNING: Cancer and Reproductive Harm – www.P65Warnings.ca.gov





nFORCE® n<sub>xt</sub> LIGHTBAR



The original nFORCE® Lightbar enhanced with stronger light output and symmetrical corners

Features:	Everything great about the nFORCE Lightbar, plus enhancements including symmetrical ends, a lower profile, high-powered LEDs and smart modules with LIN isolation
LED Color Capabilities:	Single, dual, tricolor
LED Color Options:	●, ●, ●, ●, ○
Lens Color Options:	Varies based on configuration. Options are selectable using the product configurator
Top Cover Options:	Varies based on configuration. Options are selectable using the product configurator
Dimensions(l):	24" (61 cm), 36" (91cm), 42" (107 cm), 48" (122cm), 54" (137cm), 60" (152 cm), 72" (183 cm)
Dimensions(h):	2.24" (5.7cm)
Dimensions(d):	12" (30.5cm)
Mounts:	See page 15 for full list of compatible mounting options
Certifications:	SAE J595, SAE J845, CA Title 13, ECE R10, ECE R65, ECE R148, NFPA 1900, KKK 1822-F



Scan the QR code to configure product to your exact needs.

⚠ WARNING: Cancer and Reproductive Harm – [www.P65Warnings.ca.gov](http://www.P65Warnings.ca.gov)



nFORCE® INTERIOR LIGHTBARS



Split, 8 Module



Rear Interior, 6 Module

Dependable, versatile and highly capable. Our best-selling lightbar brought inside

Features:	Everything great about the nFORCE Lightbar, including reflective technology, brought to the interior of the vehicle
LED Color Capabilities:	Single, dual, tricolor
LED Color Options:	●, ●, ●, ●, ○
Dimensions:	Size varies based on application

Available for front and rear windshield.



MANY VEHICLE-SPECIFIC AND UNIVERSAL SOLUTIONS AVAILABLE



Vehicles supported:	
■ Chevrolet Tahoe, Silverado	■ Universal fitment
■ Ford Expedition, Police Interceptor Utility, F-Series, Mustang Mach-E, Transit Van	
■ Dodge Durango, Charger, Ram Truck	

Visit [soundoffsignal.com/s/vehicle-lookup](http://soundoffsignal.com/s/vehicle-lookup) to configure the product to your specific vehicle or contact your sales representative.



Scan the QR code to configure product to your exact needs.

⚠ WARNING: Cancer and Reproductive Harm – [www.P65Warnings.ca.gov](http://www.P65Warnings.ca.gov)



## nROADS® FLEET SERIES LED LIGHTBAR




Provide clear communication with this dual-color lightbar featuring easy programming and customized options

Features:	A durable, full-size lightbar offering exceptional performance and value, purpose-built for fleet trucks and work vehicles
LED Color Capabilities:	Single, dual
LED Color Options:	●, ●, ●, ●, ○
Lens Color Options:	Varies based on configuration. Options are selectable using the product configurator
Top Cover Options:	Varies based on configuration. Options are selectable using the product configurator
Dimensions(l):	36" (91cm), 42" (107 cm), 48" (122cm), 54" (137cm), 60" (152 cm)
Dimensions(h):	2.55" (6.5 cm)
Dimensions(d):	12" (30.5 cm)
Mounts:	See page 15 for full list of compatible mounting options
Certifications:	SAE J595, SAE J845, CA Title 13

Breakout Box and Direct Connect wiring configurations available

## nROADS® FLEET CONNECT-N-GO SYSTEM

A pre-programmed lighting system designed to streamline installation and be cost efficient



**NOTE:** This system is ordered only through the configurator.

### Features

- This pre-programmed lighting system includes an nROADS Fleet Exterior Lightbar, handheld remote controller and the option to program an additional two or four mpower Fascia 4" Lights (hardware sold separately) to give a cohesive, coordinated warning package to your vehicle
- Reduces complexity from choosing varieties of pre-configured lightbar options

### Included in the Connect-n-Go system:

- nROADS Fleet Series exterior lightbar
- Handheld remote controller

### Optional configured 3-Wire Lights:

- Four mpower 4" Fascia lights (2 front, 2 rear), Four Extension Harnesses
- Two mpower 4" Fascia lights (choice of installation front or rear), Two Extension Harnesses
- No mpower 4" Fascia lights, no Extension Harnesses



Scan the QR code to configure product to your exact needs.

**WARNING:** Cancer and Reproductive Harm – [www.P65Warnings.ca.gov](http://www.P65Warnings.ca.gov)

## LIGHTBAR ACCESSORIES

Description	mpower	nFORCE	nFORCE nxt	nROADS	nFUSE	nFUSE XL
Standard Fixed Mount w/ Curved Pad	PMPLBK08	PNFLBK14	PNFLBK14	PNFLBK14	PNFLBK14**	PNFLBK14**
Standard Fixed Mount w/ Thick Pad	PMPLBK01	PNFLBK08	PNFLBK08	PNFLBK08	PNFLBK08**	PNFLBK08**
Standard Fixed Mount w/ Thick, Thin & Curved Pads	PMPLBK00	PNFLBK12	PNFLBK12	PNFLBK12	PNFLBK12**	PNFLBK12**
Standard Fixed Mount w/ Thin Pad	PMPLBK02	PNFLBK06	PNFLBK06	PNFLBK06	PNFLBK06**	PNFLBK06**
Classic Fixed Height Mount	PMPLBK03	PNFLBK11	PNFLBK11	PNFLBK11	PNFLBK11**	PNFLBK11**
Extra Low Fixed Height Mount	PMPLBK04	PNFLBK10	PNFLBK10	PNFLBK10	PNFLBK10**	PNFLBK10**
Headache Rack Mount	PMPLBK06	PNFLBK02	PNFLBK02	PNFLBK02	PNFLBK02	PNFLBK02
5" Headache Rack Mount	PMPLBK07	PNFLBK13	PNFLBK13	PNFLBK13	PNFLBK13	PNFLBK13
Sliding Fixed Mount	PMPLBK09	n/a	n/a	n/a	n/a	n/a
XtraFit Fixed Mount w/Hook Strap & Thin Pad	n/a	PNFLBK09	PNFLBK09	PNFLBK09	PNFLBK09**	PNFLBK09**
Fixed Height Extension Plate	PMPLBKXT	PNFLBKXT	PNFLBKXT	PNFLBKXT	PNFLBKXT	PNFLBKXT
Fixed Height Reduction Plate	PMPLBKRD	n/a	n/a	n/a	n/a	n/a
Fixed Height Permanent Mount	n/a	PNFLBK01	PNFLBK01	PNFLBK01	PNFLBK01	PNFLBK01
Adjustable Flat Roof Mount	PMPLBK10	PNFLBK17	PNFLBK17	PNFLBK17	PNFLBK17***	PNFLBK17***
Replacement Cover for Standard & Xtrafit Fixed Mount	PNFLBFTCV1					

\*Quantity of three mounts required for 72-inch lightbars

\*\*Compatible with lightbars up to 60 inches

\*\*\*Not compatible with Gen 1 nFUSE Lightbars (XL included)



\*Extra Low Fixed Height and Fixed Height Permanent Mounts use the same foot, but the Permanent Mount contains additional hardware to bolt onto the vehicle while the Extra Low is intended for use with a hook.




# LIGHTBARS



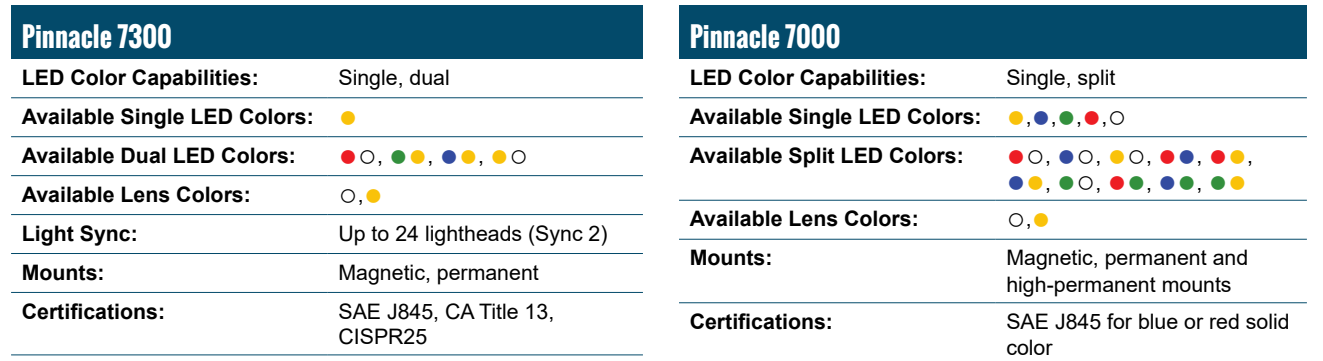
Product shown: nROADS MidSize Lightbar



 **WARNING:** Cancer and Reproductive Harm – [www.P65Warnings.ca.gov](http://www.P65Warnings.ca.gov)

**1-800-338-7337**

# LIGHTBARS



 **WARNING:** Cancer and Reproductive Harm – [www.P65Warnings.ca.gov](http://www.P65Warnings.ca.gov)

8





# **DIRECTIONAL WARNING**





mpower® TRAFFIC CONTROLLER



Durable, premium traffic controller that mounts in any direction with separate controls for each orientation

Features:	Versatile traffic controller with silicone lens, available in various lengths
LED Color Capabilities:	Single, dual, tricolor
LED Color Options:	●, ●, ●, ●, ●, ○
Lens Color Options:	Clear, Stealth
Dimensions(l)*:	27.45" (69.7 cm) 4 Module, 33.79" (85.8 cm) 5 Module, 40.15" (102 cm) 6 Module, 52.85" (134.2 cm) 8 Module, 27.45"(69.7 cm) per half 8 Module Split, 65.59" (166.6 cm) 10 Module
Dimensions(h):	1.6" (4.1 cm)
Dimensions(d):	2.4" (6.1 cm)
Wiring Harness Options:	3, 15 or 25 feet
Mounts:	Deck/Grille
Certifications:	SAE J595, SAE J845, CA Title 13, IPx7, NFPA 1900, KKK 1822-F

Accessories	
Deck/Grille Mounting Kit - 1 Hole, Short (1 Bracket)	PMPTCM01
Deck/Grille Mounting Kit - 2 Hole, Medium (1 Bracket)	PMPTCM02
Deck/Grille Mounting Kit - 3 Hole, Long (1 Bracket)	PMPTCM03
Deck/Grille Mounting Kit - 7 Hole (1 Bracket)	PMPTCM07
Rear-Facing Mounting Bracket for Ford F-Series (1 Bracket - 2 Brackets Per Controller Required)	PMPTCM10



Scan the QR code to configure product to your exact needs.

⚠ WARNING: Cancer and Reproductive Harm – www.P65Warnings.ca.gov



mpower® ARROW SYSTEM



Sleek design, simple installation with 3-wire technology and high performing optics

Features:	Functionality that can mimic the rear of a lightbar
LED Color Capabilities:	Single, dual, tricolor
LED Color Options:	●, ●, ●, ●, ●, ○
Lens Color Options:	Clear, Stealth (4" Fascia only)
Dimensions:	Varies based on module and vehicle fitment selections
Materials:	Black powder-coated galvanized steel brackets (non-bracket option available), silicone LED modules
Certifications:	SAE J595, SAE J845, CA Title 13

Kit Includes:

- 6 or 8 mpower Fascia 3" or 4" Warning Modules (4" HD also available when "no bracket" option is selected), 3-wire
- 15' power/control harness
- Optional Breakout Box
- Optional Rear Spoiler Brackets for various vehicles



\*1 and 2 module brackets also available (to act as non-arrow perimeter lighting)

Multiple vehicle-specific solutions available

	Vehicles supported:
	■ Chevrolet Tahoe, Silverado 1500, Silverado HD (2500/3500)
	■ Ford Expedition, Police Interceptor Utility
	■ Dodge Durango
	■ Universal Kit also available

Visit [soundoffsignal.com](http://soundoffsignal.com) to configure the product to your specific vehicle or contact your sales representative.



Scan the QR code to configure product to your exact needs.

⚠ WARNING: Cancer and Reproductive Harm – www.P65Warnings.ca.gov




TM100 TRAFFIC CONTROLLER



Complete, more economical solution for traffic advising and warning

Features:	Weatherproof and vibration-resistant design for external or internal vehicle use
LED Color Capabilities:	Single
LED Color Options:	●
Flash Patterns:	8 traffic arrow patterns, 8 warning patterns and 4 cruise/end-flasher patterns
Dimensions(l):	47.2" (119.89 cm)
Dimensions(h):	1.8" (4.57 cm)
Dimensions(d):	2.5" (6.35 cm)
Certifications:	SAE J595, CA Title 13, ECE R10, IPX6*

\*IPX6 Certification applies only to the traffic controller portion of the TM100. The control panel is rated for interior use only.



ULTRALITE PLUS WARNING BAR



Interior Bar



Exterior Bar

An easy-to-install directional warning bar with exterior & interior options that provide critical visual communication with oncoming traffic

Features:	Custom color configurations offered for exterior 4, 8 or 12 module bars			
LED Color Capabilities:	Single, split			
Flash Patterns:	<ul style="list-style-type: none"><li>2 Module: 33 flash patterns</li><li>4 Module: 21 flash patterns</li><li>8 Module: single colors, 20 arrow or 12 warning, split colors, 19 warning flash patterns</li><li>12 Module: single colors, 20 arrow or 12 warning, split colors, 19 warning flash patterns</li></ul>			
Dimensions	2 Module	4 Module	8 Module	12 Module
Dimensions(l):	7" (17.78 cm)	14.25" (36.20 cm)	26.5" (67.31 cm)	38.75" (98.43 cm)
Dimensions(h):	1.5" (3.81 cm)	1.5" (3.81 cm)	1.5" (3.81 cm)	1.5" (3.81 cm)
Dimensions(d):	1.7" (4.32 cm)	1.7" (4.32 cm)	1.7" (4.32 cm)	1.7" (4.32 cm)
Certifications:	SAE J595, CA Title 13			

Accessories		
Universal L-Brackets	One hole, 1.5 inches, pair	PUL3DGM01
	Two holes, 2 inches, pair	PUL3DGM02
	Three holes, 2.5 inches, pair	PUL3DGM03
	Seven holes, 4 inches, pair	PUL3DGM



Scan the QR code to configure product to your exact needs.

⚠ WARNING: Cancer and Reproductive Harm – www.P65Warnings.ca.gov



Scan the QR code to configure product to your exact needs.

⚠ WARNING: Cancer and Reproductive Harm – www.P65Warnings.ca.gov



# PERIMETER LIGHTING







mpower® FASCIA 3" & 4"



Patented silicone lens and optic design delivers advantages over conventional polycarbonate lenses

mpower Fascia Light	
Features:	Bright, versatile, compact and available in thousands of configurations
LED Color Capabilities:	Single, dual, tricolor
LED Color Options:	●, ●, ●, ●, ○
Lens Color Options:	Clear, Stealth (4" Fascia only)
Housing Color Options:	Black, White*
Light Sync:	Up to 24 lighthead (Sync 2)
Flash Patterns:	15+
Mounts:	Quick, screw, stud
Certifications:	SAE J595, SAE J845, CA Title 13, ECE R65, ECE R10, NFPA 1900, KKK 1822-F

Bezels sold separately, but highly recommended unless recess mounted. See pages 49 - 52 for bezel and other accessory options  
\*Stealth Lens option only available with black housing

mpower Fascia 3" Light	
Number of LEDs Available:	4, 8 – single, 8 – dual, 12 – tricolor
Dimensions(l):	3.04" (7.72 cm)
Dimensions(h):	0.92" (2.3 cm)
Dimensions(d):	0.42" (1 cm)

mpower Fascia 4" Light	
Number of LEDs Available:	6, 8 – single, 12 – dual, 18 – tricolor
Dimensions(l):	4.04" (10.3 cm)
Dimensions(h):	0.92" (2.3 cm)
Dimensions(d):	0.42" (1 cm)

mpower® FASCIA 4" SPOT



mpower Fascia 4" Spot Light	
Features:	Bright, versatile, compact and available in thousands of configurations
LED Color Capabilities:	Single color
LED Color Options:	●, ●, ○
Lens Color Options:	Clear
Flash Patterns:	Steady burn only
Mounts:	Screw mount only
Certifications:	SAE J595, SAE J845, CA Title 13, ECE R65, ECE R10, NFPA 1900, KKK 1822-F



Scan the QR code to configure product to your exact needs.

⚠ WARNING: Cancer and Reproductive Harm – www.P65Warnings.ca.gov



mpower® FASCIA 4X2



Patented silicone lens and optic design that includes a harness with convenient removable connector

mpower Fascia 4x2 Light	
Features:	Bright, versatile, compact and available in thousands of configurations
LED Color Capabilities:	Single, dual, tricolor
LED Color Options:	●, ●, ●, ●, ○
Lens Color Options:	Clear
Housing Color Options:	Black, White
Number of LEDs Available:	12, 16 – single, 24 – dual, 36 – tricolor
Light Sync:	Up to 24 lighthead (Sync 2)
Flash Patterns:	15+
Dimensions(l):	4.07" (10.34 cm)
Dimensions(h):	1.5" (3.8 cm)
Dimensions(d):	0.43" (1.09 cm)
Mounts:	Quick, screw, stud
Certifications:	SAE J595, SAE J845, CA Title 13, ECE R65, ECE R10, NFPA 1900, KKK 1822-F

Bezels sold separately, but highly recommended unless recess mounted. See pages 49 - 52 for bezel and other accessory options  
Additional features and functions can be accessed when using ConfigureIT, see page 84 for more information



Product shown: mpower Fascia 4x2 w/ Oval Mounting Kit



Scan the QR code to configure product to your exact needs.

⚠ WARNING: Cancer and Reproductive Harm – www.P65Warnings.ca.gov



mpower® HD LIGHT



Versatile, compact and durable light

mpower HD Light	
Features:	Virtually indestructible when paired with the Universal Rock Bracket, making it preferred for extreme environments
LED Color Capabilities:	Single, dual, tricolor
LED Color Options:	●, ●, ●, ●, ●, ○
Number of LEDs Available:	
Single Color	6, 8
Dual Color	12
Tricolor	18
Light Sync:	Up to 24 lightheads (Sync 2)
Flash Patterns:	15+
Dimensions(l):	4.25" (10.8 cm)
Dimensions(h):	0.92" (2.3 cm)
Dimensions(d):	0.6" (1.5 cm)
Mounts:	Quick or stud mount
Certifications:	SAE J595, SAE J845, CA Title 13, ECE R10, NFPA 1900, KKK-1822F

Bezels sold separately, but highly recommended unless recess mounted. See pages 49 - 52 for bezel and other accessory options

mpower® THIRD BRAKE LIGHT BEZEL



Easy-to-mount third brake light housing for use with mpower® Fascia 4x2 Lights

Part Number: PMPSABK005 (mpower Fascia 4x2's sold separately)	
Features:	Add (2) mpower® Fascia 4x2 lights to keep your vehicle seen from the rear in all elements
Fitment:	2015-2024 Ford F-150; 2017-2024 Ford Super Duty
Dimensions(l):	31.47" (79.93 cm)
Dimensions(h):	2.69" (6.83 cm)
Dimensions(d):	3.07" (7.8 cm)



Scan the QR code to configure product to your exact needs.

⚠ WARNING: Cancer and Reproductive Harm – www.P65Warnings.ca.gov

Four Corner Strobe Kit



Seamlessly mount this strobe kit behind the existing center high mounted stop light (CHMSL) for increased vehicle visibility

Part Number: ET4CCL22EMB1, ET4CCL2FKB1, ET4CCL22FPB1	
Features:	All brackets, mounting hardware, wiring and switches included
Fitment:	2017-2021 Ford F-150; 2017-2021 Ford Super Duty
Dimensions(l):	31.47" (79.93 cm)
Dimensions(h):	2.69" (6.83 cm)
Dimensions(d):	3.07" (7.8 cm)



SL RUNNING LIGHT



An extremely versatile running light for added intersection safety

SL Running Light	
Features:	Can be used for rocker panels, push bumpers, tailgates, headache racks, brow lights and more. Now bluePRINT® compatible
LED Color Options:	●, ●, ●, ●, ●, ○
Light Sync:	Up to 8 SL running lights can be synced together
Flash Patterns:	Up to 69 flash patterns
Dimensions(l):	15" (38.1 cm), 50" (127 cm), 61.4" (156 cm), 72.8" (184.9 cm)
Dimensions(h):	1.09" (2.76 cm) (all lengths)
Dimensions(d):	0.75" (1.9 cm) (all lengths)
Mount:	Bracket mount, brackets sold separately
Certifications:	SAE J595, CA Title 13



Scan the QR code to configure product to your exact needs.

⚠ WARNING: Cancer and Reproductive Harm – www.P65Warnings.ca.gov



mpower® 6X4



Warning



Backup w/ Warning



Stop/Tail/Turn & Turn



Scene



Stud Mount



Quick Mount



Screw Mount

Stand up to heat and pressure with this powerful optic-grade silicone light

mpower 6x4 Inch Silicone Lights	
Features:	Powerful lighting output that's viewable at multiple angles, perfect for a multitude of applications
LED Color Capabilities:	All standard single, dual, split or tricolor warning, ● stop/tail/turn, ● turn, ○ backup, ○ backup with single color warning options and ○ scene
LED Color Options:	●, ●, ●, ●, ●, ○
Light Sync:	Up to 24 lightheads (Sync 2)*
Flash Patterns:	15+ warning, backup with warning, 4 turn, 1 stop/tail
Dimensions(l):	6.37" (16.17 cm)
Dimensions(h):	4" (10.16 cm)
Dimensions(d):	1.1" (2.79 cm)
Mounts:	Stud, quick, screw
Certifications:	SAE J595, CA Title 13, NFPA 1900, KKK-1822-F, FMVSS-108


\*Only with Warning and Backup w/ Warning



Scan the QR code to configure product to your exact needs.

⚠ WARNING: Cancer and Reproductive Harm – www.P65Warnings.ca.gov

mpower® 7X3



Warning



Backup w/ Warning



Stop/Tail/Turn & Turn



Scene



Stud Mount



Quick Mount



Screw Mount

Stand up to heat and pressure with this powerful optic-grade silicone light

mpower 7x3 Silicone Lights	
Features:	Powerful lighting output that's viewable at multiple angles, perfect for a multitude of applications
LED Color Capabilities:	All standard single, dual, split or tricolor warning, ● stop/tail/turn, ● turn, ○ backup, ○ backup with single color warning options and ○ scene
LED Color Options:	●, ●, ●, ●, ●, ○
Light Sync:	Up to 24 lightheads (Sync 2)*
Flash Patterns:	15+ warning, backup with warning, 4 turn, 1 stop/tail
Dimensions(l):	7.18" (18.54 cm)
Dimensions(h):	3" (7.62 cm)
Dimensions(d):	1" (2.54 cm) (without bezel)
Mounts:	Stud, quick, screw
Certifications:	SAE J595, CA Title 13, NFPA 1900, KKK-1822-F, FMVSS-108

\*Only with Warning and Backup w/ Warning



Scan the QR code to configure product to your exact needs.

⚠ WARNING: Cancer and Reproductive Harm – www.P65Warnings.ca.gov



mpower® 9X7



Warning

Stop/Tail/Turn & Turn

Scene

Slimmest 9x7 profile on the market, including the scene light, giving your vehicle a seamless appearance

mpower® 9x7 Silicone Light

Features:	Powerful and durable silicone light with warning, stop, tail and turn functionality
LED Color Capabilities:	All standard single, dual, Left/Right or Top/Bottom split color warning, ● stop/tail/turn, ● turn and ○ reverse
LED Color Options:	●, ●, ●, ●, ○
Light Sync:	Supports sync2 (Warning only)
Flash Patterns:	15+ warning, backup with warning, 4 turn, 1 stop/tail
Mounts:	Stud, screw
Certifications:	SAE J595, CA Title 13, NFPA 1900, KKK-1822-F, FMVSS-108

mpower® 9x7 Silicone Scene Light

Features:	Provide utmost safety to crew members with zoned flood and scene lighting
LED Color Capabilities:	Single
LED Color Options:	○
Flash Patterns:	1 Steady burn
Mounts:	Stud, screw
Certifications:	NFPA 1900, KKK-1822-F

Dimensions

Dimensions (no bezel):	9.1" L x 7.3" H x 1.1" D (23.11 cm L x 18.54 cm H x 2.79 cm D)
Dimensions(with bezel):	10.4" L x 8.6" H x 1.3" D (26.4 cm L x 21.8 cm H x 3.3 cm D)




Product shown: mpower 9x7 Warning Lights




Scan the QR code to configure product to your exact needs.

⚠ WARNING: Cancer and Reproductive Harm – [www.P65Warnings.ca.gov](http://www.P65Warnings.ca.gov)

nFUSE® 6X4 P



Warning



Backup w/ Warning



Stop/Tail/Turn & Turn



Scene



Lens Color Options

Cost-effective, customizable solution perfect for fire apparatus and ambulances

6x4 P

Features:	Powerful lighting output perfect for fire apparatus and ambulances
LED Color Capabilities:	All standard single, dual, split or tricolor warning, ● stop/tail/turn, ● turn, ○ backup, ○ backup with single color warning options and ○ scene
LED Color Options:	●, ●, ●, ●, ○
Lens Color Options:	○, ●, ●, ●, ●
Light Sync:	Up to 24 lightheads (Sync 2)*
Flash Patterns:	15+ warning, backup with warning, 4 turn, 1 stop/tail
Dimensions(l):	6.4" (16.25 cm)
Dimensions(h):	3.9" (9.9 cm)
Dimensions(d):	1.0" (2.54 cm)
Mounting:	Stud, screw
Certifications:	SAE J595, CA Title 13, NFPA 1900, KKK-1822-F, FMVSS-108

\*Only with Warning and Backup w/ Warning




Scan the QR code to configure product to your exact needs.


⚠ WARNING: Cancer and Reproductive Harm – [www.P65Warnings.ca.gov](http://www.P65Warnings.ca.gov)



nFUSE® 7X3 P



Warning



Backup w/ Warning



Stop/Tail/Turn & Turn



Scene




Lens Color Options

Cost-effective and highly customizable warning and scene solution with versatile mounting options

7x3 P	
Features:	Powerful lighting output perfect for fire apparatus and ambulances
LED Color Capabilities:	All standard single, dual or split color warning, ● stop/tail/turn, ● turn, ○ backup, ○ backup with single color warning and ○ scene
LED Color Options:	●, ●, ●, ●, ○
Lens Color Options:	○, ●, ●, ●, ●
Light Sync:	Up to 24 lightheads (Sync 2)*
Flash Patterns:	15+ warning, backup with warning, 4 turn, 1 stop/tail
Dimensions(l):	7.25" (18.41 cm)
Dimensions(h):	3.1" (7.87 cm)
Dimensions(d):	1.0" (2.54 cm)
Mounting:	Stud, screw
Certifications:	SAE J595, CA Title 13, NFPA 1900, KKK-1822-F, FMVSS-108

\*Only with Warning and Backup w/ Warning

nFUSE® 9X7 P



Warning



Scene

Reliable, high performing light with a cost-effective traditional polycarbonate lens

9x7 P Warning	
Features:	Bright and efficient light output
LED Color Capabilities:	Single
LED Color Options:	●, ●, ●, ●, ○
Lens Color Options:	○, ●, ●, ●, ●
Light Sync:	Up to 24 lightheads (Sync 2)
Flash Patterns:	15+ warning, backup with warning
Dimensions (no bezel):	9.06" L x 7.25" H x 1.23" D (23.01 cm L x 18.4 cm H x 3.12 cm D)
Dimensions (with bezel):	9.62" L x 7.79" H x 1.32" D (24.4 cm L x 19.8 cm H x 3.4 cm D)
Mounting:	Stud, screw or legacy (adapter) mounts
Certifications:	SAE J595, CA Title 13, NFPA 1900, KKK 1822-F

9x7 P Scene	
Features:	Cost-effective solution providing white illumination for scene visibility and safety
LED Color Capabilities:	Single
LED Color Options:	○
Lens Color Options:	○
Flash Patterns:	1 Steady burn
Dimensions (no bezel):	9.03" L x 7.21" H x 2.03" D (22.9 cm L x 18.3 cm H x 5.2 cm D)
Dimensions (with bezel):	9.76" L x 7.94" H x 2.03" D (24.8 cm L x 20.2 cm H x 5.2 cm D)
Mounting:	Stud, screw or legacy (adapter) mounts
Certifications:	NFPA 1900, KKK-1822-F



Scan the QR code to configure product to your exact needs.

⚠ WARNING: Cancer and Reproductive Harm – www.P65Warnings.ca.gov




Scan the QR code to configure product to your exact needs.

⚠ WARNING: Cancer and Reproductive Harm – www.P65Warnings.ca.gov





9X7 POLE MOUNTS



High-intensity white illumination, perfect for a fire apparatus and ambulance, with an adapter for most pole fitment

Features

- **Adaptable for Any Scene:** Flexible positioning to provide optimal lighting coverage in any emergency scenario
- **Rapid Deployment, When Every Second Counts:** Allows first responders to set up and position lights quickly and easily utilizing the rear grab handle without any specialized tools
- **High-Powered Lighting Where It Matters Most:** Elevated and adjustable positioning maximizes light output and eliminates shadows, ensuring superior scene visibility
- **Built Tough for Extreme Conditions:** Constructed with rugged materials, the kit withstands the harshest environments while maintaining peak performance

Kit Includes:

- Scene light of your choice (mpower or nFUSE, 12V or 120V)
- Durable housing (white or black) and adapter to work with most pole lights in the industry
- A durable and easy to grab top handle
- On/off switch

\*Product does not include pole

nFUSE® 9x7 P Scene	
LED Color Capabilities:	Single
LED Color Options:	○
Lens Color Options:	○
Flash Patterns:	1 Steady burn
Dimensions:	10.74" L x 12.51" H x 3.99" D
Certifications:	NFPA 1900, KKK-1822-F

nFUSE® 9x7 Pole Mount Part Numbers:	
White, 12V	EPSSEPM01-W
White, 120V	EPSSEPM02-W
Black, 12V	EPSSEPM03-W
Black, 120V	EPSSEPM04-W

mpower® 9x7 Scene	
LED Color Capabilities:	Single
LED Color Options:	○
Flash Patterns:	1 Steady burn
Dimensions:	10.74" L x 12.51" H x 3.99" D
Certifications:	NFPA 1900, KKK-1822-F

mpower® 9x7 Pole Mount Part Numbers:	
White, 12V	EMPSEPM01-W
White, 120V	EMPSEPM02-W
Black, 12V	EMPSEPM03-W
Black, 120V	EMPSEPM04-W

GOLIGHT® SL



A high-powered, A-pillar mounted, remote-controlled spotlight

Golight® SL

Features:	Control as a standalone or activate sweeping motions, flash patterns and position control with bluePRINT®	
LED Color Capabilities:	Single color	
LED Color Options:	○	
Raw Lumens:	3720	
Flash Patterns:	bluePRINT output controlled	
Dimensions	Light	Control Panel
Dimensions(l):	6.14" (15.61 cm)	2.86" (7.28 cm)
Dimensions(h):	6.15" (15.62 cm)	4.3" (10.92 cm)
Dimensions(d):	5.08" (12.9 cm)	2.25" (5.71 cm)
Mounts:	Vehicle-specific mount for driver or passenger side A-pillar	

The Golight® SL is exclusive to SoundOff Signal and not available for purchase from Golight or any other sources

Part Numbers:

Driver Side:	EWL9111SL
Passenger Side:	EWL9114SL
bluePRINT® Control Harness:	PWLHN004
Dash Control*:	PWLD001
Ford PIU Bracket, Driver Side:	PWLBK001
Ford PIU Bracket, Passenger Side:	PWLBK002
Ford PIU Dash Control:	PWLHN004
Ford F150 Bracket, Driver Side:	PWLBK005
Ford F150 Bracket, Passenger Side:	PWLBK006
Chevrolet Tahoe Bracket, Driver Side:	PWLBK003
Chevrolet Tahoe Bracket Template, Driver Side:	PWLTP001
Chevrolet Tahoe Bracket, Passenger Side:	PWLBK004
Chevrolet Tahoe Bracket Template, Passenger Side:	PWLTP002
Chevrolet Tahoe Bracket, Dash Control:	PWLD001
Dodge Durango Bracket, Passenger Side:	PWLBK007
Dodge Durango Bracket, Driver Side:	PWLBK008

\*Dash Control included with Driver Side model, sold separately for Passenger Side model



Product shown with Durango Bracket (PWLBK007)



nFORCE® SURFACE MOUNT LIGHT



Reliable, effective lighting solution with forward and off-angle illumination

nFORCE Surface Mount

Features:	Separate control functionality and is sync compatible with nFORCE products	Flash Patterns:	12 single, 14 dual, 14 tricolor
LED Color Capabilities:	Single, dual, split, tricolor	Dimensions(l):	5.0" (12.7 cm)
LED Color Options:	●,●,●,●,○	Dimensions(h):	1.72" (4.3 cm)
Light Sync:	Up to 24 lightheads (Sync 2)	Dimensions(d):	1.50" (3.8 cm)
		Mounting:	Surface mount
		Certifications:	SAE J595, CA Title 13, EMC 72/245/EEC

nFORCE® DECK/GRILLE LIGHT



Intense forward and off-angle illumination from your deck or grille

nFORCE Deck/Grille Mounts

Features:	Sync 2 compatible with applicable products for synchronizing the flashing of multiple lights	
LED Color Capabilities:	Single, dual, tricolor	
LED Color Options:	●,●,●,●,○	
Light Sync:	Up to 24 lightheads (Sync 2)	
Flash Patterns:	12 single color, 14 dual, 14 tricolor	
Dimensions:	Deck/Grille Mount, Single	Deck/Grille Mount, Dual Side-by-Side
Dimensions(l):	5.0" (12.7 cm)	9.50" (24.1 cm)
Dimensions(h):	1.88" (4.7 cm)	1.88" (4.7 cm)
Dimensions(d):	1.82 (4.3 cm)	1.82" (4.3 cm)
Mounting:	Deck/grille mount	
Certifications:	SAE J595, CA Title 13, ECE R10, EMC 72/245/EEC	



Scan the QR code to configure product to your exact needs.

⚠ WARNING: Cancer and Reproductive Harm – www.P65Warnings.ca.gov

nFORCE® RECESS MOUNT



nFORCE® OVAL RECESS MOUNT



Intense forward and off-angle illumination from a recess mount light

nFORCE LED Recess Mount Light, nFORCE 6" Oval Recess Mount Light

Features:	Secondary functions can be either flashing or steady-burn	
LED Color Capabilities:	Single, dual, split, tricolor (tricolor not available for 6" oval recess mount, but gasket is avail. separately)	
LED Color Options:	●,●,●,●,○	
Light Sync:	Up to 24 lightheads (Sync 2)	
Flash Patterns:	12 single, 14 dual, 14 tricolor patterns	
Dimensions:	Recess Mount Light	Oval Recess Mount Light
Dimensions(l):	5.25" (13.34 cm)	7.75" (19.69 cm)
Dimensions(h):	2.25" (5.72 cm)	3.25" (8.26 cm)
Dimensions(d):	1.50" (3.8 cm)	1.65" (4.19 cm)
Mounting:	Recess mount	
Certifications:	SAE J595, CA Title 13, EMC 72/245/EEC, NFPA 1900	

nFORCE Universal Accessories

90 Degree Angle	Surface horizontal mount	PNFSLBRK190
Deck/Grille Mount	Single	PNFSLDGSB
	Dual	PNFSLDGDB

nFORCE® WINDSHIELD LIGHT



Reliable, effective lighting solution mounted inside the vehicle

nFORCE Single Mount, nFORCE Dual Side-by-Side

Features:	Secondary functions can be either flashing or steady-burn	
LED Color Capabilities:	Single, split, dual or tricolor capability	
LED Color Options:	●,●,●,●,○	
Light Sync	Up to 24 lightheads (Sync 2)	
Flash Patterns:	12 single, 14 dual or 14 tricolor patterns (tricolor is not available for the 6 inch oval recess mount)	
Dimensions:	Windshield Mount, Single	Windshield Mount, Dual Side-by-Side
Dimensions(l):	6.80" (17.27cm)	11.35" (28.8 cm)
Dimensions(h):	1.43" (3.6 cm)	1.43" (3.6 cm)
Dimensions(d):	5" (12.7 cm)	5" (12.7 cm)
Mounting:	Permanent or suction cup mount	
Certifications:	SAE J595, CA Title 13, EMC 72/245/EEC	



Scan the QR code to configure product to your exact needs.

⚠ WARNING: Cancer and Reproductive Harm – www.P65Warnings.ca.gov



## INTERSECTOR LIGHTS



180-degree visibility for intersections and side-on views

Under Mirror Mount & Surface Mount		
Features:	Innovative reflector design with 180° output, amplifying and throwing the beam at the right angles	
LED Color Capabilities:	Single, dual, tricolor	
LED Color Options:	, , , , ,	
Light Sync:	Up to 24 lightheads (Sync 2)	
Flash Patterns:	15+	
Dimensions:	Under Mirror	Surface Mount
Dimensions(l):	2.78" (7.06 cm)	3.15" (8.0 cm)
Dimensions(h):	1.04" (2.64 cm)	1.45" (3.68 cm)
Dimensions(d):	2.49" (6.32 cm)	1.68" (4.27 cm)
Mounting:	Under mirror or surface mount	
Certifications:	SAE J845, NFPA 1900, ECE R10	



Product shown: Intersector Surface Mount for Chevrolet Tahoe (PMP2BKUMB5-P)



Scan the QR code to configure product to your exact needs.

⚠ WARNING: Cancer and Reproductive Harm – [www.P65Warnings.ca.gov](http://www.P65Warnings.ca.gov)

## XF FLUSH MOUNT LIGHT



A compact, flush-mount light with bluePRINT® compatibility

XF Flush Mount Light	
Features:	Low profile flush mount design
LED Color Capabilities:	Single, split
LED Color Options:	, , , , ,
Light Sync:	Up to 24 lightheads (Sync 2 & bluePRINT® compatible)
Flash Patterns:	20
Mounts:	Recess mount
Dimensions(l):	1.6" (4.06 cm)
Dimensions(h):	1.51" (3.84 cm)
Dimensions(d):	1.54" (3.91 cm)
Certifications:	SAE J595, ECE R65, ECE R10, CA Title 13, CISPR25

## BOLT 2



Compact, high-performing perimeter light

Bolt 2	
Features:	Powerful performance in a compact design
LED Color Capabilities:	Single, dual
LED Color Options:	, , , , ,
Light Sync:	Supported (up to 10 Bolt 2 lights, not Sync 2)
Flash Patterns:	8
Mounts:	Surface mount
Dimensions(l):	5.5" (14 cm)
Dimensions(h):	1.6" (4.1 cm)
Dimensions(d):	0.48" (12.2 cm)
Certifications:	SAE J595, CA title 13, ECE R65, ECE R10, NFPA 1900, KKK 1822-F



Scan the QR code to configure product to your exact needs.

⚠ WARNING: Cancer and Reproductive Harm – [www.P65Warnings.ca.gov](http://www.P65Warnings.ca.gov)



UNIVERSAL UNDERCOVER LED INSERT



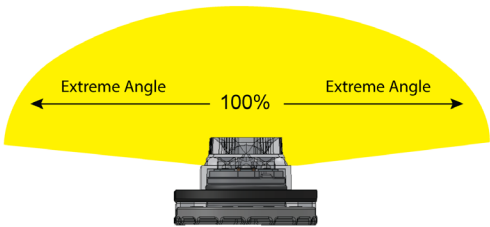
Powerful, compact LED hideaway light designed to deliver high-intensity, customizable warning

Universal UnderCover LED Insert		
Features:	Retrofits with existing one inch strobe tube cutouts in headlight, taillight or corner lights in all types of commercial vehicles	
LED Color Capabilities:	Single, split	
LED Color Options:	●, ●, ●, ●, ●, ○	
Light Sync:	Up to 24 lightheads (Sync 2)	
Flash Patterns:	15+	
Dimensions:	Insert	Bezel
Dimensions(d):	0.9" (2.3 cm)	1.65" (4.2 cm)
Dimensions(dia.):	1.5" (3.8 cm)	2.2" (5.6 cm)
Mounting:	Headlight and taillight mounts into 1" diameter cutout (strobe tube), Screw-in surface mount with optional bezel. Bezel mounts on 1.89" (4.8 cm) centers. Twist-lock collar also available.	
Certifications:	SAE J595, ECE R10	

10 and 25 foot harness options available



Black Bezel



Extreme Angle Undercover Lens



Scan the QR code to configure product to your exact needs.

⚠ WARNING: Cancer and Reproductive Harm – www.P65Warnings.ca.gov

OVAL WARNING LIGHT



Warning



Backup



Stop/Tail/Turn

Focused lens design concentrates light into an intensified pattern of light – no dark spots or voids in light output

6" Oval	
Features:	Weatherproof design is great for heavy duty exterior applications
LED Color Options:	●, ●, ●, ●, ●, ○
Lens Color Options:	Clear, red
Flash Patterns:	8 (warning only)
Dimensions(l):	6.4" (16 cm)
Dimensions(h):	2.2" (0.6 cm)
Dimensions(d):	1.5" (0.4 cm)
Mounting:	Recess mount
Certifications:	SAE J595, FMVSS-108

RAPID DEPLOYMENT VEHICLE WARNING KIT



Scan the QR code to visit the product page and watch our [overview video](#)

Transform your vehicle with a lighting kit engineered to increase safety without complex wiring or permanent installation

Rapid Deployment Vehicle Warning Kit	
Features:	Powerful lighting output in small, easy-to-install package
Flash Patterns:	5
Case Dimensions(l):	24.5" (62.23 cm)
Case Dimensions(h):	10" (25.4 cm)
Case Dimensions(d):	18" (45.72 cm)
Certifications:	NFPA Ground Lighting Standard (13.10), KKK-1822-F Flood Light Standard (3.8.8)



Scan the QR code to configure product to your exact needs.

⚠ WARNING: Cancer and Reproductive Harm – www.P65Warnings.ca.gov





mpower® HIGH-POWERED WHITE LIGHTING

- High-powered, white lighting with hybrid optics designed for both spot and driving illumination
- Provides optimal illumination that doesn't take away from existing warning lighting
- Designed with mpower's durable silicone lens technology to meet the challenging needs of harsh environments and weather conditions, maintaining a long-lasting performance

mpower® HP 2X1 KIT



2x1	
Raw Lumens:	1,382 lm
LUX @ 10m:	218.2 lux
Beam Distance @ 1 LUX:	148 m
Beam Distance @ .25 LUX:	295 m
LED Color Options:	○
Beam Pattern:	Hybrid 10° spot/flood beam pattern
Dimensions(l):	2.61" (6.6 cm)
Dimensions(h):	1.2" (3.0 cm)
Dimensions(d):	3.23" (8.2 cm)
IP Rating:	IP67

⚠ WARNING: Cancer and Reproductive Harm – www.P65Warnings.ca.gov

mpower® HP 2X1 DUAL STACKED KIT



2x1 Dual Stacked	
Raw Lumens:	2,764 lm
LUX @ 10m:	398.8 lux
Beam Distance @ 1 LUX:	200 m
Beam Distance @ .25 LUX:	399 m
LED Color Options:	○
Beam Pattern:	Hybrid 10° spot/flood beam pattern
Dimensions(l):	2.61" (6.6 cm)
Dimensions(h):	2.33" (5.9 cm)
Dimensions(d):	3.23" (8.2 cm)
IP Rating:	IP67

mpower® HP 6X1



6x1	
Raw Lumens:	4,146 lm
LUX @ 10m:	619.7 lux
Beam Distance @ 1 LUX:	249 m
Beam Distance @ .25 LUX:	498 m
LED Color Options:	○
Beam Pattern:	Hybrid 10° spot/flood beam pattern
Dimensions(l):	6.64" (16.9 cm)
Dimensions(h):	1.2" (3.0 cm)
Dimensions(d):	3.48" (8.8 cm)
IP Rating:	IP67

⚠ WARNING: Cancer and Reproductive Harm – www.P65Warnings.ca.gov





mpower® 12” ORV LIGHTBAR



12” Lightbar	
Raw Lumens:	8,292 lm
LUX @ 10m:	1,190 lux
Beam Distance @ 1 LUX:	345 m
Beam Distance @ .25 LUX:	690 m
LED Color Options:	○
Beam Pattern:	Hybrid 10° spot/flood beam pattern
Dimensions(l):	13.3” (33.78 cm)
Dimensions(h):	1.125” (2.86 cm)
Dimensions(d):	4.5” (11.43 cm)
IP Rating:	IP67

⚠️ **WARNING:** Cancer and Reproductive Harm – [www.P65Warnings.ca.gov](http://www.P65Warnings.ca.gov)

mpower® 18” ORV LIGHTBAR



18” Lightbar	
Raw Lumens:	12,438 lm
LUX @ 10m:	1,784 lux
Beam Distance @ 1 LUX:	422 m
Beam Distance @ .25 LUX:	845 m
LED Color Options:	○
Beam Pattern:	Hybrid 10° spot/flood beam pattern
Dimensions(l):	19.9” (50.55 cm)
Dimensions(h):	1.125” (2.86 cm)
Dimensions(d):	4.5” (11.43 cm)
IP Rating:	IP67

mpower® 24” ORV LIGHTBAR

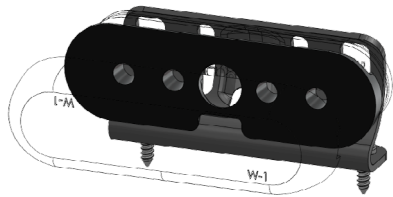


24” Lightbar	
Raw Lumens:	16,584 lm
LUX @ 10m:	2,282 lux
Beam Distance @ 1 LUX:	478 m
Beam Distance @ .25 LUX:	955 m
LED Color Options:	○
Beam Pattern:	Hybrid 10° spot/flood beam pattern
Dimensions(l):	26.6” (67.56 cm)
Dimensions(h):	1.125” (2.86 cm)
Dimensions(d):	4.5” (11.43 cm)
IP Rating:	IP67

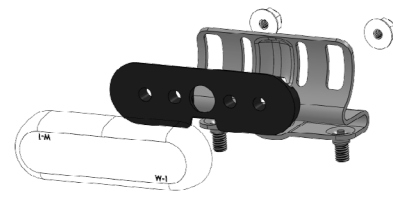
⚠️ **WARNING:** Cancer and Reproductive Harm – [www.P65Warnings.ca.gov](http://www.P65Warnings.ca.gov)



PERIMETER LIGHTING ACCESSORIES



3" Stud Mount 90 Degree Adjustable Grille Bracket



3" Stud Mount 90 Degree Adjustable Edge Bracket



4" License Plate Vertical Mount



4" License Plate Frame Kit



D-Pillar Bracket w/ Rear-Facing Lights



D-Pillar Bracket w/ Rear-Facing Lights and Optional Side-Facing Light

mpower® Quick Clip & Adjustable Brackets

mpower® Quick Clip Mount: Quick Clip Bracket

3", black	PMP1BKQCLP
4", black	PMP2BKQCLP

mpower® Stud Mount: 90 Degree Adjustable Grille Bracket

3", black	PMP1BKDGAJ
3", white	PMP1BKDGAJ-W
4", black	PMP2BKDGAJ
4", white	PMP2BKDGAJ-W
4x2, metal	PMP5ADGSB

mpower® Stud Mount: 90 Degree Adjustable Edge Bracket

3", black	PMP1BKEDGE
3", white	PMP1BKEDGE-W
4", black	PMP2BKEDGE
4", white	PMP2BKEDGE-W
4x2, black	PMP5ABKDGAJ

mpower® License Plate Brackets

License Plate, mpower® Stud Mount

3", license plate vertical mount bracket	PMP1BRK2LPV
4", license plate vertical mount bracket	PMP2BRK2LPV
4", license plate frame kit	PMP2BRK2LPF

mpower® D-Pillar Bracket & Wedges

2020-2025 Ford PIU	PMP1BK007
Chevrolet Tahoe Wedges	PMP1BK001
	PMP1BK003
Ford PIU Wedges	PMP1BK002
	PMP1BK004

Compatible with mpower 3" Fascia Lights; stud mount for rear-facing lights and quick mount for optional side-facing light

PERIMETER LIGHTING ACCESSORIES



Fascia 3" Black Bezel



Fascia 4" Chrome Bezel



Fascia 4x2 Primed Bezel



Chrome Single Bezel



Black Triple Bezel



Black Double Bezel



Chrome Quad Bezel



Black and Chrome Single Bezels

Bezels

Single Bezel, mpower® Screw Mount

Replace (x) for finish = (B for Black, C for Chrome, P for Primed)

3"	PMP1BZL01(x)
4"	PMP5ABZ01(x)
4x2	PMP5ABZ02(x)

Single Bezel, mpower® Stud Mount

HD Light PMP4BZL01(B) or (C)

Double Bezel, mpower® Stud Mount

HD Light PMP4BZL03(B) or (C)

Double Bezel, mpower® Quick Mount

HD Light PMP4BZL04(B) or (C)

mpower® 6x4 Bezels

Replace (x) for bezel finish = (B for Black, C for Chrome)

Single Bezel	PMP7BZL01(x)
Double Bezel	PMP7BZL12(x)
Triple Bezel	PMP7BZL13(x)
Quad Bezel	PMP7BZL14(x)

mpower® 7x3 Bezels

Replace (x) for bezel finish = (B for Black, C for Chrome)

Single Bezel	PMP8BZL01(x)
Double Bezel	PMP8BZL12(x)
Double Bezel w/ 15 Degree Tilt	PMP8BZL32(x)
Triple Bezel	PMP8BZL13(x)
Quad Bezel	PMP8BZL14(x)

Mercedes Sprinter and Ford Transit specific options available at soundoffsignal.com

mpower® 9x7 Bezels

Single Bezel, Black	PMP9BZL01B
Single Bezel, Chrome	PMP9BZL01C

Additional images of accessories are available on the website. Options shown in this section are for illustrative purposes only.

⚠ WARNING: Cancer and Reproductive Harm – www.P65Warnings.ca.gov

Additional images of accessories are available on the website. Options shown in this section are for illustrative purposes only.

⚠ WARNING: Cancer and Reproductive Harm – www.P65Warnings.ca.gov



## PERIMETER LIGHTING ACCESSORIES



Single Bezel Black (left) & Chrome (right)



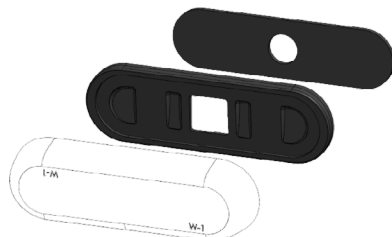
Black Double Bezel w/ 15 Degree Tilt



Single Bezel Black (left) & Chrome (right)



Black Bezel



3", 5 Degree Angled Wedge

### 6x4 P Bezels

Replace (x) for bezel finish = (B for Black, C for Chrome)

Single Bezel	PPS7BZL01(x)
Double Bezel	PPS7BZL12(x)
Triple Bezel	PPS7BZL13(x)
Quad Bezel	PPS7BZL14(x)
15 Degree Angled Wedge	PMP7WD001

### 7x3 P Bezels

Replace (x) for bezel finish = (B for Black, C for Chrome)

Single Bezel	PPS8BZL01(x)
Double Bezel	PPS8BZL12(x)
Double Bezel w/ 15 Degree Tilt	PPS8BZL32(x)
Triple Bezel	PPS8BZL13(x)
Quad Bezel	PPS8BZL14(x)
15 Degree Angled Wedge	PMP8WD001

### 9x7 P Bezels

Replace (x) for bezel finish = (B for Black, C for Chrome)

Single Bezel Warning	PPS9BZL01(x)
Single Bezel Scene	PPS9BZL02(x)

### Universal UnderCover LED Insert Bezels

Surface Mount Bezel, Universal UnderCover LED Insert

Single - Black (includes mounting gasket and hardware) PLUC2HSB

Single - Chrome (includes mounting gasket and hardware) PLUC2HSC

Single - White (includes mounting gasket and hardware) PLUC2HSW

Replacement Collar Kit (includes 1 Collar, 2 Gaskets & Screws for the Twist-In UnderCover) PLUCTCL1

### 3" Fascia Wedges

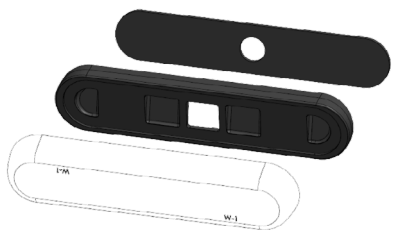
Quick Mounts

Replace (x) for wedge finish = (B for Black, W for White)

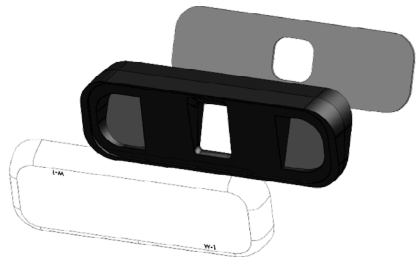
3", 5 degree	PMP1WDG05(x)
3", 15 degree	PMP1WDG15(x)
3", 35 degree	PMP1WDG35(x)

Includes wedge and 3M VHB adhesive

## PERIMETER LIGHTING ACCESSORIES



4", 15 Degree Angled Wedge



4x2, 35 Degree Angled Wedge



15 Degree Angled Wedge



15 Degree Angled Wedge



Single Shroud Kit



Dual Shroud Kit



Rock Mount



6" Oval Mounting Kit (4x2 shown)

### 4" Fascia Wedges

Quick Mounts

Replace (x) for wedge finish = (B for Black, W for White)

4", 5 degree	PMP2WDG05(x)
4", 15 degree	PMP2WDG15(x)
4", 35 degree	PMP2WDG35(x)

Includes wedge and 3M VHB adhesive

### 4x2 Fascia Wedges

Quick Mounts

Replace (x) for wedge finish = (B for Black, W for White)

4x2, 5 degree	PMP8WDG(x)01
4x2, 15 degree	PMP8WDG(x)02
4x2, 35 degree	PMP8WDG(x)03

Includes wedge and 3M VHB adhesive

### 6x4 & 7x3 Wedges

Quick Mounts

6x4, 15 degree	PMP7WD001
7x3, 15 degree	PMP8WD001

Includes wedge and 3M VHB adhesive

### Single Shrouds

Stud Mounts, Adjustable 25 to 90 Degrees

3" narrow, black	PMP1WSS2B
4", single, black	PMP2WSSSB
4x2 single, black	PMP5AWSSSB

### Dual Shrouds

Stud Mounts, Adjustable 25 to 90 Degrees

3", dual shroud, black	PMP1WSDDB
4", dual, black	PMP2WSDDB
4x2 dual, black	PMP5AWSDDB

### Mounting Kits

6" Oval Mounting Kit

For Fascia 3", 4" Stud Mounts, & 4x2 Lights PMP2BK001

Rock Mount

For mpower® HD Stud Mount PMP4BKRKLB

Additional images of accessories are available on the website. Options shown in this section are for illustrative purposes only.

⚠ WARNING: Cancer and Reproductive Harm – www.P65Warnings.ca.gov

Additional images of accessories are available on the website. Options shown in this section are for illustrative purposes only.

⚠ WARNING: Cancer and Reproductive Harm – www.P65Warnings.ca.gov



VEHICLE-SPECIFIC ACCESSORIES



VEHICLE-SPECIFIC ACCESSORIES



PERIMETER LIGHTING

PERIMETER LIGHTING



Many vehicle-specific solutions available



We offer a long list of accessories for several vehicle types (Chevrolet Tahoe, Ford Police Interceptor Utility, Dodge Durango, etc.). Common vehicle-specific solutions include:

- Hook kits for exterior lightbars
- Interior lightbars
- Speaker brackets
- Mirror mounts
- Rear spoiler brackets
- Grille brackets
- D-pillar brackets

Visit [soundoffsignal.com/s/vehicle-lookup](https://soundoffsignal.com/s/vehicle-lookup) to configure the product to your specific vehicle or contact your sales representative.



# BEACONS






nROADS® BEACON



A durable dome light with 360-degrees of intense lighting coverage and multi-color technology

Features:	Premium aluminum base with durable polycarbonate lens	
Input Voltage Range	10-16 VDC (standard), 9-32 VDC (configured)	
LED Color Functionality:	Single, dual, tricolor	
LED Color Options:	●, ●, ●, ●, ●, ○	
Lens Color Options:	●, ○, ●	
Flash Patterns:	44; 11 total scene, low power, and cruise modes	
Light Sync:	Up to 24 lightheads (supports Sync 2)	
Dimensions:	Low Dome	High Dome
Dimensions(h):	3.6" (9.25 cm)	5.3" (13.4 cm)
Dimensions(dia.):	8.6" (21.8 cm)	8.6" (21.8 cm)
Mounts:	Permanent mount, magnetic mount (magnetic includes 10 foot cigar plug cord with integrated 2-button rocker switch panel), 1" NPT pipe mount	
Certifications:	SAE J845, CA Title 13, NFPA 1900, KKK-1822-F	

Direct Wire configuration available with 4 programmable wired inputs




Four Button Cigar Plug Controller



Standard Cigar Plug

High Dome Beacon Styles

- Single = Single LED color options for upper and lower
- Split = Single or Dual LED color options for upper and lower



Accessories

Four Button Cigar Plug Controller	Low and high dome	Configurator option
VHB Magnetic Plate Adapter Kit	Kit includes (1) one VHB pad and metal plate	PNRLBK03

Beacons sold separately



Scan the QR code to configure product to your exact needs.

⚠ WARNING: Cancer and Reproductive Harm – www.P65Warnings.ca.gov



nFORCE® nxt BEACON



Premium, unique design with 360-degrees of intense lighting coverage to replace your lightbar

Features:	Programmed for common functions including alley, takedown, reverse or scene	
Input Voltage Range	10-32 VDC	
LED Color Options (Top):	●, ●	
LED Color Options (Bottom):	● ○ or ● ○	
Lens Color Options:	● ○ or ● ○	
Dimensions:	6.61" h x 11.36" dia	
Mounts:	Surface Mount (flat gasket kit included, additional vehicle-specific kits sold separately)	
Certifications:	SAE J595, SAE J845, ECE R10, NFPA 1900, KKK-1822-F	

Accessories

Dodge Durango 2021-25 Vehicle Gasket w/ Mounting Hardware	PNNBCVK003
Ford PIU 2021-25 Vehicle Gasket w/ Mounting Hardware	PNNBCVK002
Chevrolet Tahoe 2021-25 Vehicle Gasket w/ Mounting Hardware	PNNBCVK001



FORD DUAL BEACON 360-DEGREE LIGHTING KIT



Get 360-degrees of light output for optimal visibility

Features:	Includes two single-color beacons, harnesses, side panel with switch and mounting hardware	
LED Color Functionality:	Single color	
LED Color Options:	●, ●, ●, ●, ●, ○	
Lens Color Options:	●, ○	
Height Options:	1.9" or 3.5" Beacon	
Model Years:	2015-2020 & 2021-2022 F-150, 2017-2022 Super Duty	



Scan the QR code to configure product to your exact needs.

⚠ WARNING: Cancer and Reproductive Harm – www.P65Warnings.ca.gov





4200 SERIES LED BEACON



Economic beacon with optimal light distribution and long lifespan for reliable signaling across a range of applications

Features:	Lens with UV inhibitor prevents sun fade, rated to last 20,000+ hours, heavy duty cast aluminum base	
Input Voltage Range	10-30 VDC	
LED Color Options:	●	
Lens Color Options:	● ○	
LED count:	8	
Flash Patterns:	11 flash patterns	
Light Sync:	Supported (not sync2)	
Dimensions:	Low dome with base:	High dome with base:
Dimensions(h):	5" (12 cm)	6.8" (17 cm)
Dimensions(base dia.):	6.3" (16 cm)	6.3" (16 cm)
Mounts:	Flat/pipe mount or magnetic mount	
Certifications:	SAE J845, SAE Class 1	



Scan the QR code to configure product to your exact needs.

⚠ WARNING: Cancer and Reproductive Harm – www.P65Warnings.ca.gov

4500 SERIES LED BEACON



An LED beacon available in a variety of color options that sends a bright signal in inclement weather or dark conditions

Features:	Lens with UV inhibitor prevents sun fade, assembled in the USA	
Input Voltage Range	10-30 VDC	
LED Color Options:	●, ●, ●, ●, ●, ○	
Lens Color Options:	●, ●, ●, ●, ●, ○	
Flash Patterns:	8 flash patterns	
Light Sync:	Supported (not sync2)	
Dimensions:	Low profile with base	High dome with base
Dimensions(h):	5" (12 cm)	6.8" (17 cm)
Dimensions(dia.):	6.3" (16 cm) base	6.3" (16 cm) base
Mounts:	Flat/pipe mount or magnetic mount	
Certifications:	SAE J845, SAE Class 1	

4200 & 4500 Series Accessories

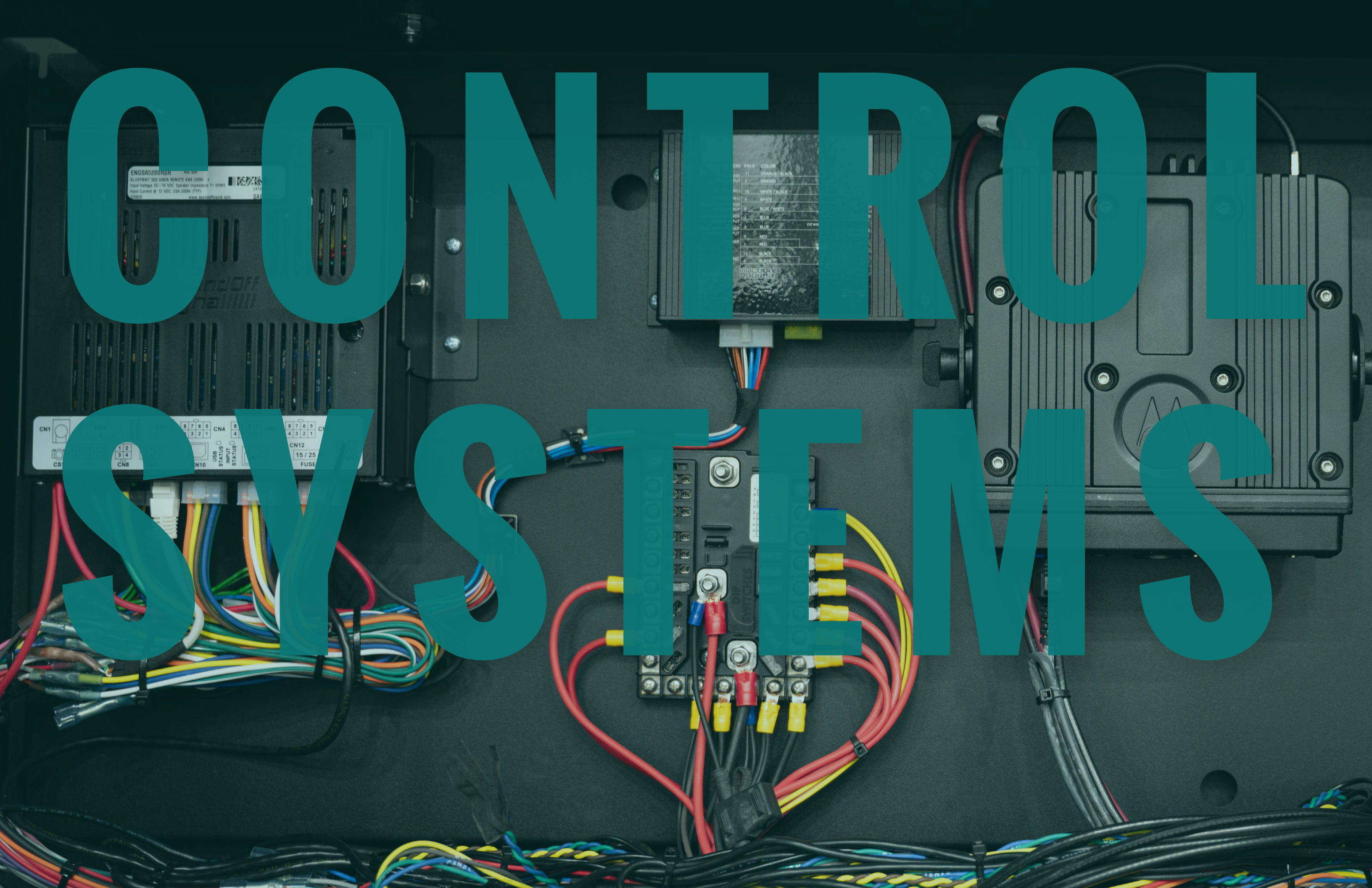
Dust Cover	6" height	E360DC6
Branch Guard	4" height	PESB41BG4
	6" height	PESB41BG6



Scan the QR code to configure product to your exact needs.

⚠ WARNING: Cancer and Reproductive Harm – www.P65Warnings.ca.gov





# CONTROL SYSTEMS



Take total control of your warning system



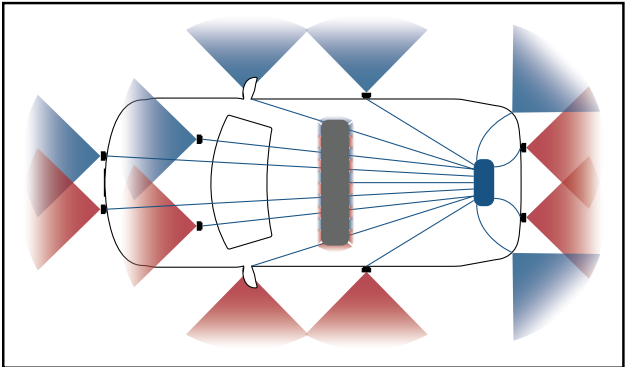
BENEFITS AND FEATURES

CONTROL SYSTEMS

- Intelligent control system
- Networked, programmable, logic-driven and adaptable
- Configurable to meet any fleet application or requirements
- Voltage controlled load shed and conditional matrix programming
- Create situational-specific warning profiles
- Complete control of multi-color bluePRINT®-compatible lights
- Offers a plug-n-play CAN bus interface (bluePRINT LINK®)
- Allows real-time diagnostics and firmware updates (SoundOff Central®)

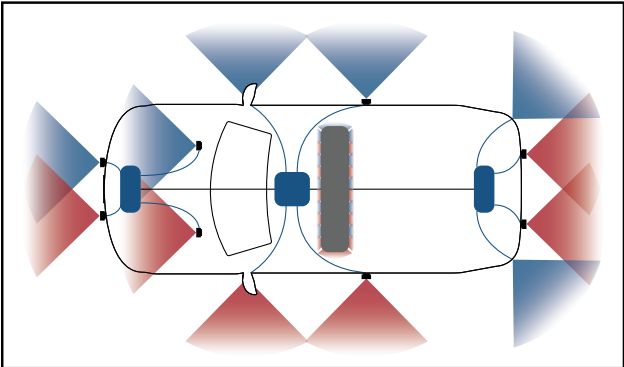
Training Certification Required for bluePRINT Products

Due to the advanced capabilities of the bluePRINT system and its vast array of modules, a training course is required in order to operate this system for your specific needs. Contact your local sales representative for training opportunities.



Centralized Upfit

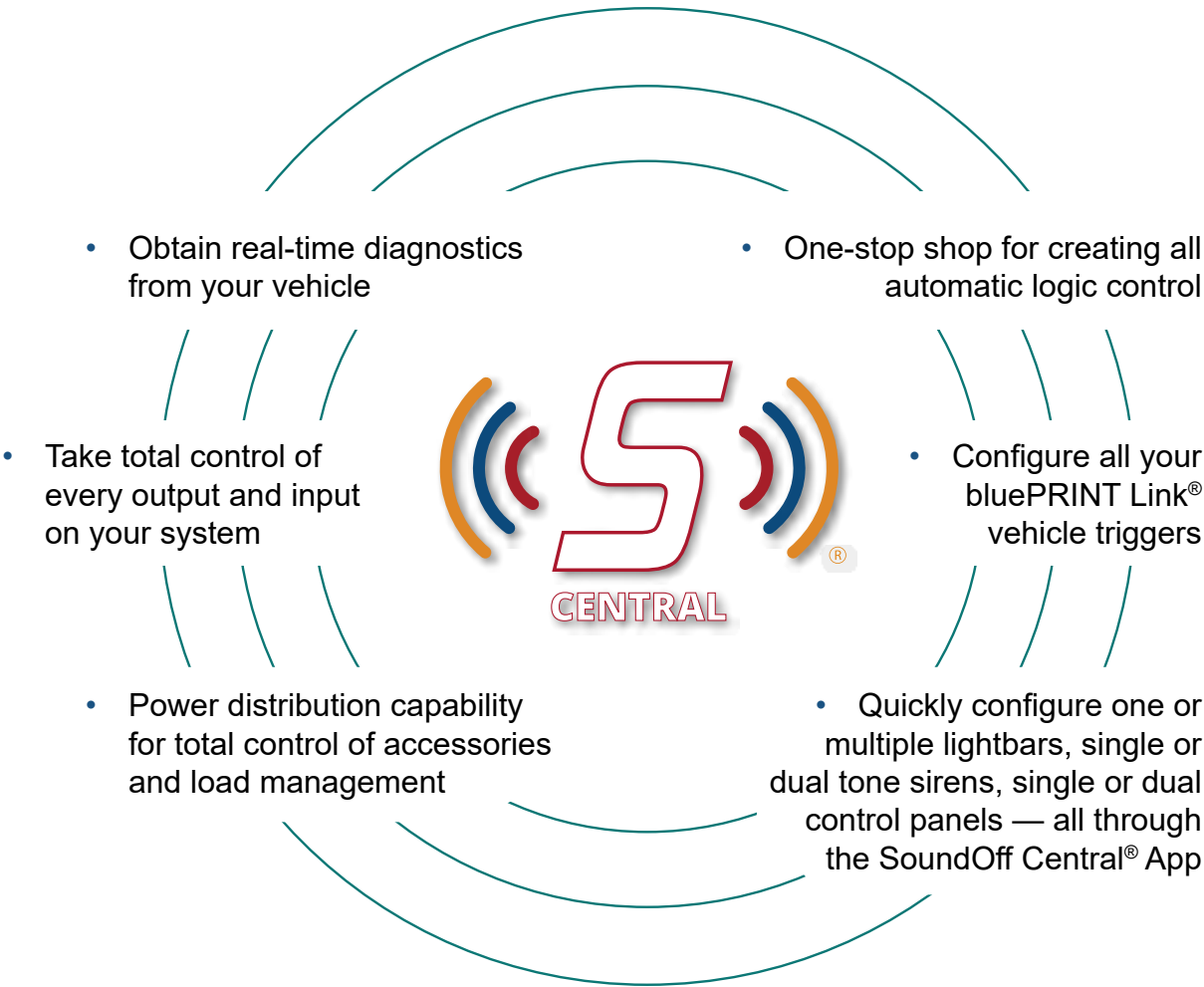
Emergency vehicle installations often centralize connections in the trunk or console resulting in extra wiring and installation time.



Decentralized Upfit

bluePRINT replaces many of these connections with a multiplexed data bus that allows minimal wiring and ultimate flexibility. The lighting and siren become programmable and automated.

CONTROL SYSTEMS







bluePRINT® 500 SERIES CONTROL SYSTEM



Amplifier available with multiple control panel options

Features

- **bluePRINT® System Controller:** Advanced control hub for integrated vehicle lighting and siren systems
- **Two Built-In Lightbar Channels:** Seamlessly manage lightbar configurations or 3-wire light arrays without the need for an external breakout box
- **Additional Expansion Lightbar Channel:** Expand your system with up to four universal breakout boxes—each supporting one lightbar or 3-wire array
- **15 Programmable Solid-State Flash Outputs:** Reliable and customizable output control
- **Five Configurable Relay Outputs:** Includes three 20-amp and two 10-amp circuits for flexible power distribution
- **Integrated 100 or 200-Watt Siren:** Supports mechanical siren tones for enhanced audio signaling
- **bluePRINT® Announce Messaging:** Internal and external public address capability\*
- **Golight® SL Control Support:** Operates up to two spotlight units per vehicle
- **Various Mount and Panel Options:** Flexible installation to suit your vehicle layout with multiple panel options to match your style
- **Eight Wired Inputs with PWM Support:** Four inputs compatible with pulse-width modulation for advanced control

\*In cabin messaging requires customer supplied cabin speaker

NEW Built-in bluePRINT Link® Integration (optional)

- **Access to Expanded Vehicle Data:** Enables integration with a wide range of vehicle data parameters, including those not traditionally available through discrete wiring (e.g., engine coolant temperature, RPM, throttle pedal position and more)
- **Minimized Wire Splicing:** Reduces the need to tap into individual wire triggers, streamlining installation time and significantly improving long-term system reliability by minimizing potential wiring-related issues
- **Smart Automation via Data Triggers:** Vehicle parameters can be assigned as input triggers to automate lighting and system functions, enhancing situational responsiveness

\*Original bluePRINT Link® still available while supplies last



Shown: 200 Watt Remote Amplifier w/ Link



Shown: Push Button w/ Mic




Shown: Dodge Durango Vehicle Harness

\*Link integration not available with Console Mount

\*\*If not utilizing Link, only amp and control panel selections are required to complete your system

\*\*\*Console mount versions of bluePRINT 500, without Link, are still available on [soundoffsignal.com](https://www.soundoffsignal.com)

bluePRINT® SYSTEM CONTROLLERS



bluePRINT Central Controller

bluePRINT 200 Series Compact Siren

bluePRINT 400 Series Siren

bluePRINT Central Controller: ENGCC01244

- Controller for the bluePRINT system
- bluePRINT Central Controller requires the SoundOff Central® App
- Includes eight 10-amp solid state outputs and twelve 5-amp solid state outputs
- Compatible with bluePRINT 400 Series Siren

bluePRINT 200 Series Compact Siren: ENGSA03021

- 58, 100 or 200-watt\* siren for single or dual speakers
- Compact and weather-resistant amplifier
- Connects directly to a bluePRINT Central Controller
- Includes park/kill and horn ring

\*second amplifier required for 200 Watt

bluePRINT 400 Series Siren

- 100-watt siren available to power a single speaker or 200-watt siren with dual amplifiers to power two independent speakers
- Can drive a variety of programmable powered control lines capable of up to nine 10-amp and three 20-amp relay outputs
- Connects directly to a bluePRINT Central Controller
- SAE J1849, CA Title 13 (when used with SoundOff Signal speakers)

Part Numbers	
ENGSCR71(x)	Console Knob Control
ENGSCP71(x)	Console Button Control
ENGSA071(x)	Remote Siren (Amplifier Only)

Replace (x) in the Part Number for Wattage Selection	
52	200W
41	100W

bluePRINT Handheld Control Panel: ENGCP15001

- Eight auxiliary buttons for one-touch operation and shift function\* for the ability to add another operation to each auxiliary button
- Three-position slide switch for convenient switching
- Connects directly to a bluePRINT Central Controller, 500 Series Control System or can be added as a second control panel in a bluePRINT system

\*Shift Function available for 500 Series Control System Only





bluePRINT® ADD-ONS

bluePRINT Remote Node: ENGND04102

- Expand bluePRINT's capabilities with four 10-amp solid state switchable outputs, six 5-amp solid state switchable outputs and four positive or negative activated inputs
- Programmable through SoundOff Central®
- Compatible with both bluePRINT Central Controller and bluePRINT 500 Series Control System




bluePRINT Input Node: ENGND20001

- The Input Node provides 20 discrete wired inputs for bluePRINT
- Lightbar Breakout Boxes can be used as an Input Node
- Compatible with both bluePRINT Central Controller and bluePRINT 500 Series Control System



3-Wire Isolation Module: ENGHNK07

- Utilizing the powerful 3-wire serialized communication network reduces the number of remote nodes necessary in a vehicle build
- Prevent downtime of your vehicles and fleet
- Waterproof design to allow for installation under the hood



bluePRINT Sync®

- bluePRINT Sync can be added to the bluePRINT® 500 Series Control System or Central Controller to provide warning system coordination between vehicles through the use of GPS timing
- Sync-equipped vehicles will automatically flash in unison when using the same pattern



Hardware Requirements	Only a bluePRINT Central Controller or 500 Series Control System is required for use with bluePRINT Sync
Software Requirements	SoundOff Central is required for system configuration. Central Controller firmware version 3.08 or higher

Part Numbers	
Module includes GPS Antenna	ENGSYMD01
Module without GPS Antenna	ENGSYMD02
GPS Antenna	ENGSYAT01



The City of Walker in Michigan uses **bluePRINT Sync®** in all of its police vehicles, multiple fire department vehicles, as well as many department of public works plow trucks.

The biggest reason we do this is **SAFETY**. It is not only safer for the drivers approaching our vehicles who may be blocking a road or on the edge of the road, but also safer for the people working around them day in and out. They are not blinded while working around the vehicle and because oncoming drivers can see the flash pattern in unison and not a glowing orb of light, they can focus on the traffic and the people working the scene.

- Ben Willcome, Fleet Services Supervisor with City of Walker



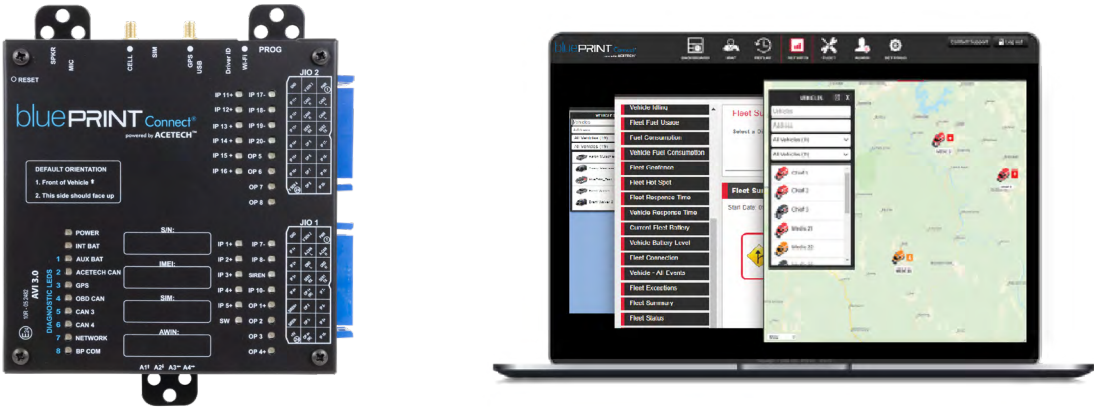
Photo: City of Walker Fleet with Department of Public Works, Police Department and Fire Department



# bluePRINT Connect<sup>®</sup>

powered by ACETECH<sup>™</sup>

Connected fleet management system,  
improving safety and efficiency



Features

- **Data empowerment:** Fleet journey reports, fleet operation reports and multi-vehicle replay, customized to fit your needs to make your fleet management more cost effective and efficient
- **Live mapping:** Real time view of all connected fleet units and their locations
- **Geofencing:** Users can receive notifications when a vehicle enters or leaves a defined area
- **Fleet maintenance alerts and tracking:** Auto-alert for oil, brake changes and any other scheduled maintenance, based on mileage, time or engine hours, including Fuel Level notifications at critical level
- **Driver coaching (Virtual FTO):** Safety system and scoring for speeding, seat belt, g-forces, with emergency mode overrides, including alerts based on vehicle operating conditions
- **Vehicle life cycle modeling:** Predicts end-of-life for vehicles in a fleet (optional)
- **Scene safety:** Real-time digital warning alerts delivered to approaching motorists when emergency crews are nearby through partnership with HAAS Alert Safety Cloud<sup>®</sup>
- **Flexible data ownership:** Determine your own data ownership and management solution to fit your department needs
- **Driver ID:** Always know who's driving each vehicle with individual, user key fobs (optional)

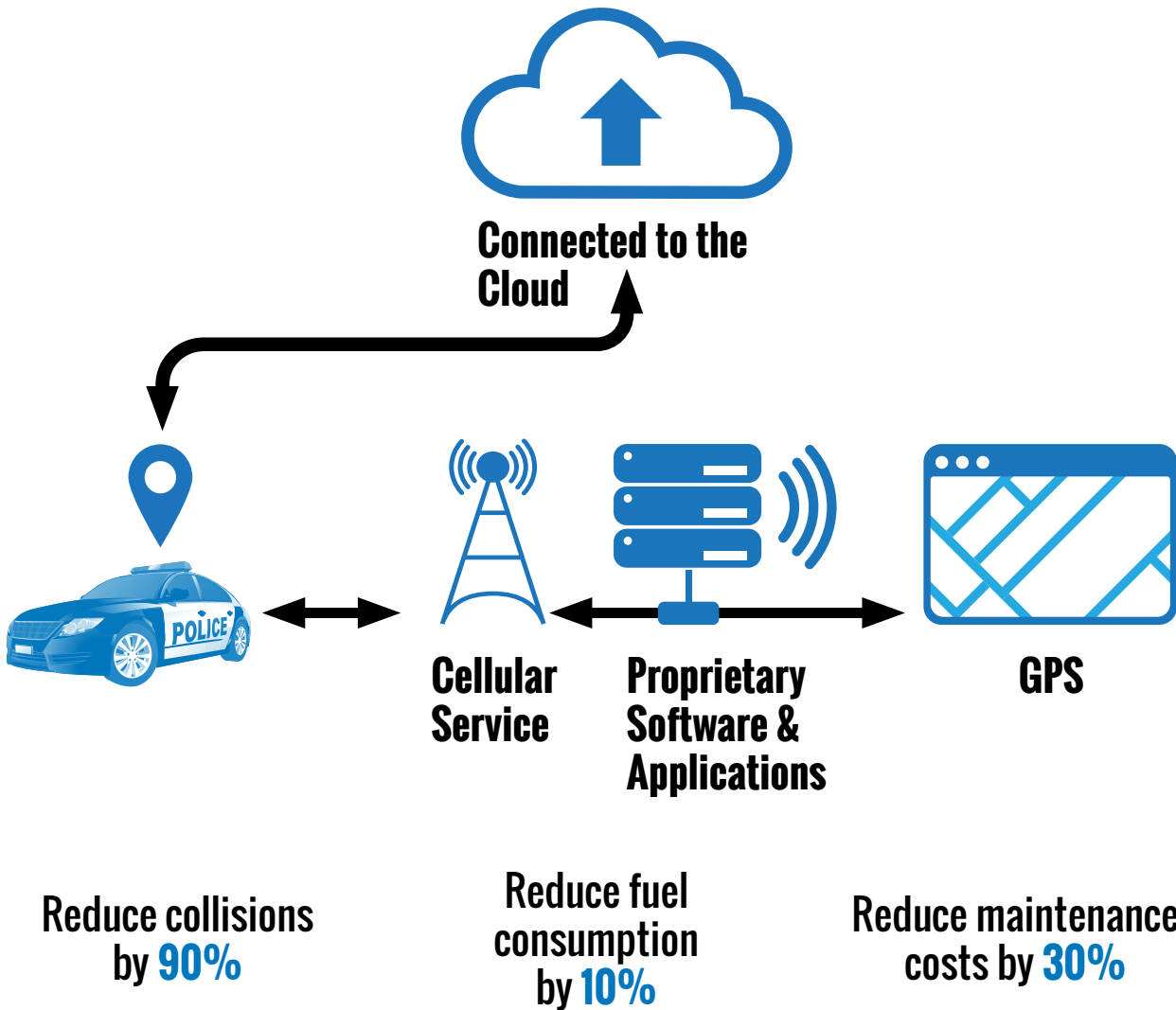
Specifications

Voltage	10-16 Vdc
Current Draw	150-200 mA (milli-Amps)
Operating Temperature	-40°C to +85°C / -40°F to +185°F
Dimensions	6" L x 6" H x 1.3" D (153 mm x 153 mm x 33 mm)
Certifications	R10

Part Number

ENGCNKT01

Combining the expertise of SoundOff Signal and ACETECH, bluePRINT Connect<sup>®</sup> bridges the gap between emergency lighting and controls with telematics and connectivity.



bluePRINT Connect uses a combination of cellular service, proprietary software, applications and GPS, which allows vehicles, equipment and other assets to connect to the cloud where it monitors and reports on numerous details about the vehicle.


Through easy integration to your bluePRINT Control System, bluePRINT Connect includes all necessary hardware to bring the vehicle online. Telematic and vehicle data is collected from the vehicle and sent to the cloud for remote viewing and reporting by fleet management.

With the ability to reduce preventable crashes by 90%\*, fuel consumption by 10%\* and maintenance expenses by 30%\*, this easy-to-install system improves safety and efficiency.

\*based on ACETECH customer base



800 SERIES MULTI-PURPOSE CONTROL PANEL



Multi-purpose control panel with power module

Multi-purpose control panel w/ power module	ETCPMP801
Multi-purpose control panel w/ low-current harness (not shown)	ETCPMP802

Features:

- Eight button programming and directional arrow function
- Eight switch control panel with three 10 amp and five 0.2 amp outputs for auxiliary device power or function activation (ETCPMP801)
- Eight switch control panel with three 0.2 amp and four 0.1 amp outputs for auxiliary device power or function activation (ETCPMP802)
- Backlit rubber touch buttons
- Suction mount bracket and hardware included



⚠️ WARNING: Cancer and Reproductive Harm – www.P65Warnings.ca.gov

600 SERIES 6 FUNCTION SWITCH



Part Number

600 Series Switch w/ 6 Functions: 6 Rocker Switches, includes Universal Bail Bracket - 12v	ETSP6F
--	--------

Features:

- 6 mini rocker switches with red LED indicator ON lights
- Features a single 40 amp relay/circuit breaker with 5-20 amp fused switch output
- Includes Switch box with universal bracket, mounting hardware, switch labels and 18 pigtail with insulated quick connects for termination

Dimensions(l):	6.2" (16 cm)
Dimensions(h):	2.2" (5.6 cm)
Dimensions(d):	5.2" (13 cm)

900 SERIES 9 FUNCTION SWITCH



Part Number

900 Series Switch w/ 9 Functions: 6 Rocker Switches & 3-position Progressive Slide Switch, includes Universal Bail Bracket - 12v	ETSP9F
--	--------

Features:

- 9 functions: 3-position slide switch with 6 mini rocker switches
- Slide switch features 20 amps/output with LED indicator on light
- Includes switch box with universal bracket, mounting hardware, switch labels and 18 pigtail with insulated quick connects for termination

Dimensions(l):	6.2" (16 cm)
Dimensions(h):	2.2" (5.6 cm)
Dimensions(d):	5.2" (13 cm)

⚠️ WARNING: Cancer and Reproductive Harm – www.P65Warnings.ca.gov





# SIRENS & SPEAKERS



## nERGY 400 SERIES SIREN

### Remote

#### Button

100 Watts	ETSA481RSP
200 Watts	ETSA482RSP

#### Knob

100 Watts	ETSA481RSR
200 Watts	ETSA482RSR

### Console

#### Button

100 Watts	ETSA483CSP
200 Watts	ETSA484CSP

#### Knob

100 Watts	ETSA483CSR
200 Watts	ETSA484CSR

\*Control panel on the console version is bolted to the front of the amplifier. Images of the rear used for visualization purposes only.

### Handheld

100 Watt	ETSA461HPP
200 Watt	ETSA462HPP
100 Watt (13' extended length control cable)	ETSA461HPP-EXT
200 Watt (13' extended length control cable)	ETSA462HPP-EXT

### Features

#### Remote, Console and Handheld Sirens

- 200-watt sirens feature dual-tone capability to deliver two siren tones at once to provide extreme “traffic moving” capability
- Designed with extra large buttons and adequate spacing to help reduce accidental button activation
- Control panel switches directly operate up to 12 relay outputs (three 20 amp and nine 10 amp)
- Built-in protection against over/under voltage, short circuit and reverse polarity
- Hands-free feature allow siren tones to be cycled or canceled by pressing the horn button when the horn-ring circuit is connected

Note: Two 100-watt speakers are required with the 200-watt version sirens

#### Remote Sirens

- Remote knob siren includes a removable microphone with quarter inch plug


#### Handheld Siren

- Control panel LED indicators for alley and arrow functions

#### Specifications

<b>Watts:</b>	100 and 200 Watts (2 speakers required with the 200 watt version sirens)	
<b>Dimensions:</b>	<b>Control Panel</b>	<b>Amplifier/Relay</b>
<b>Dimensions(l):</b>	3.51" (8.92 cm)	2.62" (6.66 cm)
<b>Dimensions(h):</b>	6.98" (17.73 cm)	7" (17.80 cm)
<b>Dimensions(d):</b>	1.17" (2.98 cm)	6.51" (16.54 cm)
<b>Certifications:</b>	SAE J1849, CA Title 13 (when used with SoundOff Signal speakers)	

\*For service parts such as harness kits, replacement knobs, mounting brackets and more, visit [soundoffsignal.com](http://soundoffsignal.com)

 **WARNING:** Cancer and Reproductive Harm – [www.P65Warnings.ca.gov](http://www.P65Warnings.ca.gov)

### Part Number: ETSAFR100

### Features

- Full function siren for use with one or two 100-watt speakers
- Horn and manual button plus horn ring transfer input
- Large buttons and rotary knob for easy operation even with gloves
- Up to 24 selectable tones including dedicated mechanical tone button
- Hands-free operating mode

#### Specifications

<b>Watts:</b>	200-watts
<b>Dimensions(l):</b>	6" (15.3 cm)
<b>Dimensions(h):</b>	2.14" (5.4 cm)
<b>Dimensions(d):</b>	6.14" (15.6 cm)
<b>Certifications:</b>	SAE J1849, CA Title 13 (when used with SoundOff Signal speakers), ECE R10



Scan the QR code to visit the FR100 product page. Make sure to also check out the [overview video](#) below the Tech Specs, which includes samples of Available Tones.

## 200 SERIES COMPACT SIREN

### Compact

#### Remote Amplifier and Remote Switch Panel

100 Watt	ETSA200R
Molex Connector and Mating Harness	ETSA200RA
Delphi Connector and Mating Harness	ETSA200RW


### Features

#### Compact

- Compact siren has a small, remote amplifier to fit tight spaces for undercover vehicles or motorcycles
- Class D technology with high speed digital switching provides higher efficiency, less current draw and increased reliability
- Operates a single 100 watt speaker or dual 58 watt speakers
- Choose from five warning tones (up to three tones can be activated) wail, yelp, piercer, hi-lo or super hi-lo, an additional four air horn tones available
- Horn ring (hands free operation) controls the tones and can be programmed to broadcast warning or air horn tones
- Park/kill feature disables the siren when the vehicle is placed in park
- Built-in protection against over/under voltage, over temperature, short circuit and reverse polarity
- Hermetically sealed, providing protection in wet areas

#### Specifications

<b>Watts:</b>	58/100 Watts
<b>Dimensions(l):</b>	5.4" (13.7 cm)
<b>Dimensions(h):</b>	2.3" (5.8 cm)
<b>Dimensions(d):</b>	4.6" (11.6 cm)
<b>Certifications:</b>	SAE J1849, CA Title 13 when used with SoundOff Signal speakers, ECE R10.05

 **WARNING:** Cancer and Reproductive Harm – [www.P65Warnings.ca.gov](http://www.P65Warnings.ca.gov)





## 100J SERIES SPEAKER

### 100J Series Speaker

- Composite housing creates electrical isolation from vehicle chassis to extend product life
- Glass reinforced nylon material will not corrode or rust
- Weather tested for passive water and moisture ingress
- Compact design with clear, powerful output using neodymium magnet and ferro-fluid filled coil
- 11 Ohms
- Includes universal bail bracket
- Meets SAE J1849 CA Title 13, Class A when used with SoundOff Signal siren amplifier



Dimensions:	Without Bracket	With Bracket
Dimensions(l):	6.75" (17.1 cm)	6.88" (17 cm)
Dimensions(h):	6.75" (17.1 cm)	7.5" (19 cm)
Dimensions(d):	3.5" (8.9 cm)	3.5" (8.9 cm)
Watts:	100 Watts	

Shown with bail bracket

### Part Numbers

Two-year warranty	ETSS100J
Five-year warranty	ETSS100J5



### Speaker Cover

Black	PSS100BK002
Polished Stainless	PSS100BK003



### Many vehicle-specific speaker brackets available



#### Vehicles supported:

- Chevrolet Tahoe, Silverado
- Ford Police Interceptor Utility, F-150
- Dodge Durango, Charger
- And more

Visit our website or contact customer service for a full listing.

**WARNING:** Cancer and Reproductive Harm – [www.P65Warnings.ca.gov](http://www.P65Warnings.ca.gov)



## LF AFTERSHOCK SIREN SYSTEM

### Siren System, Includes Universal Bracket

(1) 100 Watt Speaker, (1) 200 Watt Amplifier	ETSKLF101
(2) 100 Watt Speakers, (1) 200 Watt Amplifier	ETSKLF201

### Speaker, Includes Universal Bracket

(1) 100 Watt Speaker	ETSSLF100
----------------------	-----------



### LF Aftershock

- Sound waves produce deep warning tones, proven highly effective in traffic clearing
- Ideal for high traffic areas and busy intersections
- Vehicle-specific brackets available
- Available with one or two speakers to meet your specific needs
- Includes universal bracket and diagnostic indicator for troubleshooting
- Designed to plug-and-play with SoundOff Signal 400 and 500 series siren amplifiers

Dimensions:	Siren Amplifier	Dimensions:	Speaker
Dimensions(l):	5.83" (14.8 cm)	Dimensions(h):	8.5" (21.6 cm)
Dimensions(h):	1.73" (4.4 cm)	Dimensions(dia):	7.2" (18.4 cm)
Dimensions(d):	3.7" (9.39 cm)		

### Many vehicle-specific speaker brackets available



#### Vehicles supported:

- Chevrolet Tahoe, Silverado
- Ford Police Interceptor Utility, F-150
- Dodge Durango, Charger
- And more

Visit our website or contact customer service for a full listing.

**WARNING:** Cancer and Reproductive Harm – [www.P65Warnings.ca.gov](http://www.P65Warnings.ca.gov)



# 100U SERIES SPEAKER

## 100U Series Speaker

- Composite housing creates electrical isolation from vehicle chassis to extend product life
- Glass reinforced nylon material will not corrode or rust
- Weather tested for passive water and moisture ingress
- Compact design with clear, powerful output using neodymium magnet and ferro-fluid filled coil
- 11 Ohms
- Includes universal bail bracket
- Meets SAE J1849 CA Title 13, Class A when used with SoundOff Signal siren amplifier
- Complies with GSA contract requirements (FAR Clause)



Dimensions:	Without Bracket	With Bracket
Dimensions(l):	6.22" (15.8 cm)	6.9" (17.4 cm)
Dimensions(h):	6.22" (15.8 cm)	7.1" (18.1 cm)
Dimensions(d):	3.3" (8.6 cm)	3.3" (8.9 cm)
Watts:	100 Watts	

Shown with bail bracket

## Part Number

Five-year warranty      ETSS100U

# 50M SPEAKER

## 50M Speaker

- Designed for extreme weather conditions and outdoor installation
- Solid and durable with high acoustic quality and wide coverage
- Versatile construction for various applications
- Sound frequency range of 500Hz to 10KHz
- Electrical impedance of 8Ω
- Housing made with high-quality ABS



Dimensions:	
Dimensions(d):	2.8" (7.1 cm)
Dimensions(dia):	3.3" (11.4 cm)
Watts:	50W (80W Peak)

## Part Number

50M Speaker      ETSS050M

⚠ **WARNING:** Cancer and Reproductive Harm – [www.P65Warnings.ca.gov](http://www.P65Warnings.ca.gov)



Product shown: 100J Series Speaker



# ELECTRONICS






Taillight Flasher

Flashback Alternating Taillight Flasher, Solid State – 2.4 f.p.s.	ETTF001
Wire Harness, 18”, black, for use with Taillight Flasher	ETTFHN001
Flasher Bypass Harness, 4”, black, for system testing when the Taillight Flasher is removed	ETTFHN002
Wire Harness for Ford PIU, black, for use with Taillight Flasher	ETTFHN003
Wire Harness for Dodge Durango, for use with Taillight Flasher	ETTFHN004

- Alternating taillight flasher (flashback) with vehicle-specific connectors
- Added functionality of plug design allows for disconnecting, swapping or bypassing the flasher without any cutting or splicing of wiring
- Engineered for maximum visibility and protection, especially during the most critical moments on the job
- SoundOff is a trusted leader in flasher systems, having pioneered the first high-conspicuity, extreme-use wig-wag headlight flasher over 25 years ago and selling more flasher systems than all our competitors combined
- Unmatched technical support and industry-leading no-hassle warranty
- 5 amps per channel (4 channels plus 1 aux output)
- 2.4 FPS
- 9-16Vdc

Taillight Flasher Kits

Taillight Flasher Kit, contains: Flashback Alternating Taillight Flasher & 18” Wire Harness	ETTF002
Taillight Flasher Kit, contains: Flashback Alternating Taillight Flasher & Ford PIU Wire Harness	ETTF003
Taillight Flasher Kit, contains: Flashback Alternating Taillight Flasher (ETTF001) & Dodge Durango Wire Harness (ETTFHN004)	ETTF004



Opticom Preemption LED Module

Part Number	EGTTE794H
<ul style="list-style-type: none"><li>■ Provides emergency vehicle preemption to all intersections equipped with Opticom Infrared systems. Module generates a series of pulses in the infrared wavelength to allow preemption for emergency vehicles</li><li>■ High efficiency LEDs require up to 90% less electrical power than conventional emitters, conserving power for other onboard emergency equipment. LED technology provides a higher level of consistent performance over the life of the emitter</li><li>■ Built-in power supply simplifies installation</li><li>■ Coded signal transmissions allow traffic officials to manage, track and control usage of the Opticom system and to block unauthorized vehicles from using it</li><li>■ Visible indicator lights provide operational status and advanced diagnostic information</li></ul>	




⚠ WARNING: Cancer and Reproductive Harm – www.P65Warnings.ca.gov

ConfigureIT System

Bluetooth Module with Harness	ECTBM001
Bluetooth Module with 2020 Ford PIU Harness	ECTBM003

- Reduces install time and eliminates tapping of wires
- Connect an array of lights to the programmer at the same time then individually update flash patterns, colors, firmware and more for each of the lights (Intersector lights must be connected one at a time)
- Compatible with mpower®, nFUSE®, Intersector and Universal Undercover perimeter lights
- Easy to use—no training required
- Save and share custom or commonly used configurations to your mobile device




WT100 Backup Alarm

Part Number	ETBUALM03
<ul style="list-style-type: none"><li>■ Weatherproof nylon housing and epoxy encapsulated circuit board provides durability and protection against moisture and dust</li><li>■ Vibration resistant for heavy equipment usage</li><li>■ Protected against voltage spikes and reverse polarity</li><li>■ Universal mounting capability</li><li>■ Perfect safety addition to work trucks, municipal fleets, utility vehicles, heavy construction equipment and more</li><li>■ Connector can be removed for wired installation</li></ul>	




Directional Arrow Switch

Arrow Switch	ETSWDAS01
<ul style="list-style-type: none"><li>■ Activate directional communication functions at the touch of a button</li><li>■ Two programmable warning modes</li><li>■ LED's provide visual feedback of arrow functions</li><li>■ Backlit buttons provide on/off feedback</li></ul>	



Ignition Security System

Part Number	ETISS0-07+
<ul style="list-style-type: none"><li>■ Easy to install and designed to be compatible with different vehicles</li><li>■ Additional universal output provides normally open or normally closed contact for starter disable, gun lock disable, camera record, etc</li><li>■ Allows the vehicle to stay running when the key is removed from the ignition switch</li><li>■ Brake pedal and shift lever movement disables the ignition security system and stops the engine (sounds horn if connected)</li><li>■ Automatic low voltage detection will activate the horn to provide notification of vehicle problems</li></ul>	



⚠ WARNING: Cancer and Reproductive Harm – www.P65Warnings.ca.gov





# WORK AREA & INTERIOR LIGHTING



obSERVE DOME LIGHT - 8"



Effective interior lighting from a sleek, easy-to-install design

Part Number: EBSDL0003-W

Features: Snap-in spring clip design for tool-free installation

Dimensions(d): 0.94" (2.4 cm)

Dimensions(dia): 8.5" (21.5 cm)



obSERVE DOME LIGHT - 6"



Our most popular interior dome light with eye-strain reducing red night light

Part Numbers: ECVDMLTAL00 & ECVDMLTALDC\*

Features: Offers a low amp draw and hours of long-lasting reliability with red and white light for nighttime illumination

Dimensions(d): 1.5" (3.8 cm)

Dimensions(dia): 6.2" (15.7 cm)

\*Specifically for Dodge Charger, Ford PI Sedan & Utility



obSERVE+ DOME LIGHT - 3"



White



Red/White



Blue/White



Flush Mount  
Grommet

Dynamic interior lighting in a compact design with dual color options

Part Numbers: EBSDL0001-W (white), EBSDL0002-D (red/white), EBSDL0002-E (blue/white) & PBSDLGM01 (grommet)

Features: Dual color with individual control and soft on/off

Dimensions(d): 0.4" (1.0 cm)

Dimensions(dia): 3.2" (8.2 cm)

⚠ WARNING: Cancer and Reproductive Harm – www.P65Warnings.ca.gov

CALISTO



Sleek and compact interior light with a wide range of applications


Part Number: EWLPT001

Features: High intensity light source offering lighting solution for multiple applications


Dimensions(d): 2.3" (5.84 cm)

Dimensions(dia): 2.3" (5.84 cm)

DOME LIGHT - RECTANGULAR



7x3



6x3

Compact, interior lighting

Part Numbers: ECVDMLTST2 (7x3), ECVDMLTST4 (6x3 white base) & ECVDMLTST4G (6x3 grey base)

Features: Designed for a sleek finish and minimal impact to vehicle's ceiling

Dimensions(l): 5.83" or 7.03" (14.8 or 17.86 cm)

Dimensions(w): 2.8" (7.1 cm)

Dimensions(h): 0.77" (1.96 cm)

NOVALUX



Surface Mount



Recess Mount

A low-profile light designed to fit on any service vehicle

Part Numbers: EWLPT003 (Surface) & EWLPT002 (Recess)

Features: Designed for a sleek finish and minimal impact to vehicle's ceiling

	Surface	Recess
Dimensions(l):	4.2" (10.67 cm)	4.7" (11.94 cm)
Dimensions(w):	1.7" (4.32 cm)	2.2" (5.59 cm)
Dimensions(h):	0.6" (1.52 cm)	0.1" (0.25 cm)

⚠ WARNING: Cancer and Reproductive Harm – www.P65Warnings.ca.gov

LED STRIP LIGHT



LED Strip Light



LED 90 Degree Corner Mount Strip Light

Versatile and durable solution for interior lighting needs

Part Number: ECVCSMLEDF (Strip Light)  
ECVCSLLED10, ECVCSLLED21, ECVCSLLED43

Features: Specially engineered Fresnet lens to boost light output and brightness

	ECVCSMLEDF	ECVCSLLED* (10, 21 & 43)
Lengths Available:	12" (30.48 cm)	10", 21", 43" (25.4 cm, 53.34 cm, 109.22 cm)



# BANKSMAN BM3



Lighting designed for the chassis area of trucks, trailers, fire apparatus and ambulances

Part Number: EWLPT004	
Features: Intense lumen output and lighting spread, creating a safer working environment	
Dimensions(l):	7.48" (19.0 cm)
Dimensions(h):	3.05" (7.75 cm)
Dimensions(d):	0.93" (2.35 cm)



# PAR 36 WORK LIGHT



A bright work light, built to withstand water, dust and shock in demanding environments

Par 36 Work Light		Lumens	
Features: Intense and bright, built for demanding environments		500 lumen	EWLA0500DBDF0W
		1000 lumen	EWLA1000DBDF0W
		1400 lumen	EWL1400DBDF0W
Dimensions(l):	4.5" (10 cm)		
Dimensions(h):	5.7" (14 cm)		
Dimensions(dia.):	2.8" (6.4 cm)		

# SCENELITE S17



A work light engineered with unique curved lighting projection for brighter work environments

Part Number: EWLPT005	
Features: Improved light distribution for a safer working environment	
Dimensions(l):	9.05" (23.0 cm)
Dimensions(h):	2.48" (6.3 cm)
Dimensions(d):	1.42" (3.6 cm)

⚠️ WARNING: Cancer and Reproductive Harm – www.P65Warnings.ca.gov



## CORE VALUES

- Build Trust
- Live Excellence
- Customer Service
- Innovation



## OUR MISSION

Your safety is our mission.  
SoundOff Signal strives to be the industry leader in innovative vehicle lighting and controls.



## WHAT WE DO

Our team of engineers bring a robust suite of disciplines and expertise to our design and manufacturing process. Every product is specifically engineered for effective communication, and tested for endurance in the face of sun, heat, water, salt, force and corrosion to ensure long-lasting performance in high pressure situations.



## WHO WE ARE

We are a proud global company with local roots. Our nearly 300,000 square-foot facilities in Hudsonville, MI are home to all of our operations, and we play an active role in the community. Many of our employees are former first responders and are passionate about crafting products that make life better for those serving the community.



Scan the QR code to visit our social media accounts and stay up-to-date on everything SoundOff Signal has to offer!



Learn more about specific products by visiting our YouTube Channel.



## NOTES

This image shows a blank sheet of white paper with horizontal ruling lines. The lines are evenly spaced and run across the width of the page. There are no margins, text, or other markings on the paper.

## NOTES

[illegible]