



20

# TOWING PRODUCTS GUIDE

23



A SIMPLER MORE REWARDING TOWING EXPERIENCE™

# NORTH AMERICA'S

As the recognized automotive industry leader in

**TOWING ELECTRICAL AND LIGHTING PRODUCTS,**

the Hopkins Towing Solutions® brand is synonymous with trust, while delivering superior value to both the consumer and you, our valued customers.



**Making the Towing Experience Simpler and**

# #1 TOWING BRAND



More Rewarding Through Innovation and Value™

## OUR RELENTLESS FOCUS

### INNOVATION

Our Marketing and Engineering teams provide a relentless focus to create solutions that result in higher consumer satisfaction.

### INSIGHTS

By harnessing big data insights, we uncover incremental growth opportunities for our customers.

### SUPPORT

Beyond the industry best category support, we staff a team of five technical specialists who support consumers after their purchase to ensure their satisfaction.

### VALUE

By delivering quality products at competitive prices, we provide the right balance between quality, cost and availability.

### SERVICE

We make life easier for customers with the opportunity to integrate purchases across all Hopkins products through our state-of-the-art distribution facility located in Edgerton, KS.



# WHAT DRIVES US DRIVES YOUR GROWTH

In 2018, we acquired the Blazer brand in our acquisition of Tiger Accessories Group. We have completed the integration of the Blazer trailer lighting products, which now proudly bear the Hopkins Towing Solutions mark. The combination of our Electrical and Lighting products creates the broadest, most innovative and easiest to shop towing electrical planograms on the planet.

This year's catalog is full of exciting new products, driven by our unique approach to **INNOVATION**. Our product development processes are rooted in a deep understanding of consumer insights, listening for problems and pinch points. This focus accelerates comp-growth for you as well as raising overall consumer satisfaction, which translates to higher loyalty to our brands and the customers who sell them. We call this strategy our virtuous cycle for growth.

We know that **VALUE** is critical to your shoppers. That is why Hopkins has developed a global manufacturing and supply chain system that balances the competing forces of best cost and responsiveness to demand changes. This, combined with our new, state-of-the-art distribution center centrally located near Kansas City, we believe gives you the best overall service and value.

We remain focused on our mission of "Making the Towing Experience Simpler and More Rewarding through Innovation and Value." We appreciate you. Thank you for your business. We look forward to being of service to you and helping you grow your business today, tomorrow and long into the future.

## CAMERAS

vueSMART™ .....	8
Smart Hitch™ .....	9

## TRAILER LIGHTING

### CLEARANCE / MARKER LIGHTS ..... 10

Rounds .....	12
Rectangles .....	16
Stud Mount .....	16
Bracket Mount .....	17
Surface Mount.....	18
ID Light Bars .....	22
Specialty.....	23

### STOP / TAIL / TURN LIGHTS ..... 24

Slimline .....	26
Rounds .....	27
Ovals.....	29
Combination .....	32
Kits .....	39
Tow Light Kits.....	42

### BACK-UP/UTILITY/LICENSE LIGHTS .. 44

Back-Up Lights.....	46
Utility Lights .....	47
License Lights .....	50

### REFLECTORS / LENSES ..... 52

### BRACKETS / PLUGS / GROMMETS .... 58

## TOWING ELECTRICAL

### ENDURANCE ..... 62 |

### ADAPTERS ..... 68 |

### BRAKING..... 78 |

### BREAK-AWAY KITS ..... 84 |

### CONNECTORS: TRAILER SIDE ..... 86 |

### SPECIALTY ..... 94 |

Test Equipment .....	96
Installation Components .....	97
Specialty Connectors .....	97

### CONNECTORS: VEHICLE SIDE ..... 98 |

Taillight Converters .....	106
----------------------------	-----

### VEHICLE WIRING KITS ..... 108 |

5th Wheel Wiring Kits.....	145
----------------------------	-----

### DINGHY TOWING ..... 146 |

### LEVELS ..... 152 |

## RESOURCE INFORMATION

Vehicle Look-Up Guide .....	158
Technical Reference .....	198
Wiring Codes .....	209
Index.....	210
FAQ.....	216
Contact / Warranty .....	217

# ENHANCED SHOPABILITY

The Combined Towing Electrical and Lighting Brand Promise



Market Leading Brand Atop the Package

Black Diamond Plate and Brushed Aluminum Elevate the Perception of Ruggedness

Clear, Intuitive Product Descriptions and Profile Images

Subcategory Color Simplifies Shopping Experience and Violators Encourage Step-Up Sales

Maximizing Planogram Performance While Providing A More Intuitive Consumer Navigation

# SUPERIOR CONSUMER SUPPORT

Comprehensive end-user support including integrated web solutions, in-store selling tools and pre/post tech support help consumers find the right products quickly and easily

## INTUITIVE NAVIGATION

Whether a novice or experienced tower, our site provides built-in navigation tools to help your customer find the right product quickly and easily

## STEP-UP SALES SUPPORT

In every search result, we show consumers relevant step-up products. This helps build your market basket while increasing the consumers' satisfaction

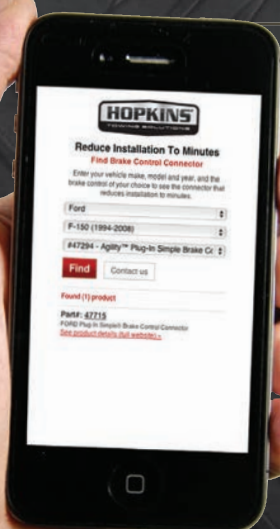
## MORE THAN PRODUCT

Our site also features troubleshooting support, wiring guides and on-line installation instructions for every product we offer



## MOBILE SOLUTIONS

Our interactive website has been fully optimized for mobile devices, making it easy for consumer to access at all times. At retail, QR codes give access to helpful information that guides consumers to step-up options and cross-sell opportunities



ELECTRICAL



LIGHTING

# CAMERAS

## SEEING IS BELIEVING

Hopkins® rearview cameras are simple to install and easy to operate. Placing a set of eyes where you need it most gives you the ability to tow with confidence



Simple and Easy to Install! Works Great!

Part#: 50002 Product Name: Smart Hitch™ Camera and Sensor System



*The best thing since the shirt pocket - Farmer Jim*






**HITCH CAMERA**



**TRAILER CAMERA**

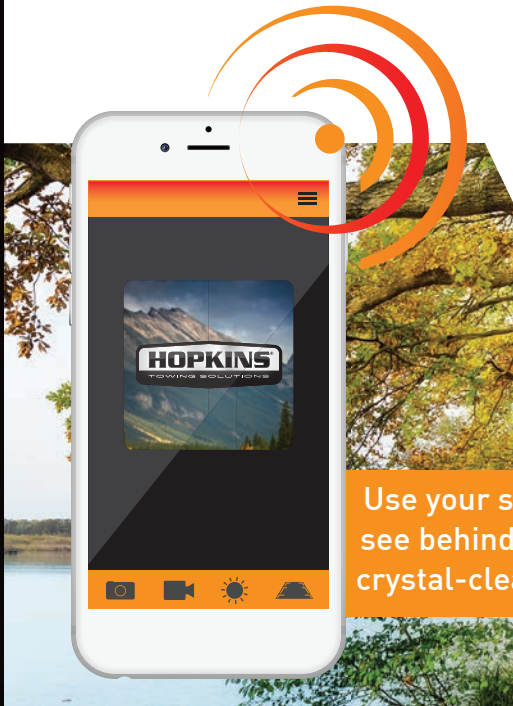


**SMART TECHNOLOGY**



# vueSMART™

#50050 Wireless Trailer Camera



Use your smart device to see behind your trailer in crystal-clear Hi-Def video



## EVERY TRAILER IS AN OPPORTUNITY



QUICK  
INSTALL

### EASY DO-IT-YOURSELF INSTALLATION

- Uses existing trailer light. No re-wiring required
- Adapts to work on any trailer with universal bracket



NIGHT  
TIME

### NIGHT TIME

- LED lights help with backing up at night
- Adjustable light settings for optimal viewing



WIFI  
ENABLED

### WIFI CONNECTED

- No extra monitor ... no clutter on dash
- Wireless crystal clear video to smart device
- Works with Hopkins Towing Solutions® App



HD  
VIDEO

### HI-DEF CAMERA

- Delivers the widest angle behind the trailer, a full 152°
- Take a picture or record HD video at any moment



WATER  
PROOF

### WATERPROOF DESIGN

- Stands up to the harshest environments
- 1 Year warranty



SEE IT IN  
ACTION!



HOPKINS TOWING SOLUTIONS®  
MOBILE APP

# Smart Hitch™


#50002 Camera and Sensor System



SEE IT IN ACTION!



**CRYSTAL CLEAR  
3.5 INCH  
DUAL MODE DISPLAY**  
Switch between Hitch Mode and  
Everyday Mode at the touch of a button



## HITCH MODE

- Turns hitching into a one person job
- Helps align ball to trailer every time
- Provides a channel for perfect alignment
- Distance guides show how close objects are
- Audible alerts for proximity

## EVERYDAY MODE

- Works for everyday use when not towing
- Detects objects 5.5 feet away
- Sends audible alert for when you're not looking
- Utilizes ultra-sonic sensing

### 1 PLACE MONITOR



### 2 ATTACH SYSTEM



### 3 PLUG-IN SIMPLE!®



### EASY, DO-IT-YOURSELF INSTALLATION

Plugs into existing tow package connector



### INCLUDES 3.5" COLOR MONITOR



### SMARTZONE™ SENSORS

Ultra sonic sensors detect objects up to 5.5ft away with audible alert



### WATERPROOF DESIGN

1 year warranty

Exact O.E.M. fit and Plug-In Simple!® for the following vehicle listing:




FORD		GMC	
F Series	2000-23	Yukon/XL	2000-06
Excursion	2000-05	Canyon	2008-23
Flex	2009-20	Sierra 1500	2003-23
<b>CHEVY</b>		Sierra 2500/3500	1999-23
Silverado 1500	2003-23	<b>TOYOTA</b>	
Silverado 2500/3500	1999-23	Tundra	2014-23
Avalanche	2002-13	<b>LINCOLN</b>	
Tahoe	2000-06	Aviator	2003-06
Suburban	2000-06	Mark LT	2006-08
Colorado	2009-23	<b>NISSAN</b>	
<b>RAM</b>		Armada	2004-16
1500	2009-23	Titan	2004-23
2500/3500	2010-23		

For vehicles not listed, simply splice to reverse-light wire


# CLEARANCE / MARKER LIGHTS BE SEEN.

Front and back, clearance and marker lights are used to indicate trailer width and length





**LED**



**INCANDESCENT**




**MULTIPLE  
MOUNTS**



# ROUNDS

Durable, versatile and easy to install



## 3/4" Round



Functions both as a clearance light and a side marker light when properly mounted

PC RATED LED SUBMERSIBLE



### 3/4" Round LED with Grommet

**C2534BAK - 2 pk Amber**

**C1534BAK - 1 pk Amber**

**C534BAK - Amber** (Polybag)

**534BAK - Amber** (Bulk, 50 pk)

**534CBAK - Clear Lens, Shines Amber** (Bulk, 50 pk)

**534CBRK - Clear Lens, Shines Red** (Bulk, 50 pk)

**C2534BRK - 2 pk Red**

**C1534BRK - 1 pk Red**

**C534BRK - Red** (Polybag)

**534BRK - Red** (Bulk, 50 pk)

- Hardwire design prevents lamp to plug failures and corrosion
- Wire length, 6 inches
- Can be used as ID lights (3 required), utility, step well or cabinet lights
- Easily installs into any 3/4" opening
- Current draw: 0.02 Amps
- Diodes : 1

PC RATED LED SUBMERSIBLE



### 3/4" Round LED with Grommet and Chrome Flange

**B534A2 - Amber** (Try Me Packaging)

**B534R2 - Red** (Try Me Packaging)

**C534AK6 - 6 pk Amber** (Polybag)

**C534RK6 - 6 pk Red** (Polybag)

**C1534AK6 - 6 pk Amber** (Blister)

**C1534RK6 - 6 pk Red** (Blister)

- Hardwire design prevents lamp to plug failures and corrosion
- Wire length, 6 inches
- Can be used as ID lights (3 required), utility, step well or cabinet lights
- Easily installs into any 3/4" opening
- Current draw: 0.02 Amps
- Diodes : 1

PC RATED LED SUBMERSIBLE



### 3/4" Round LED with Chrome Flange

**534CAK - 2 pk Amber**

**534CRK - 2 pk Red**

- Hardwire design prevents lamp to plug failures and corrosion
- Wire length, 6 inches
- Can be used as ID lights (3 required), utility, step well or cabinet lights
- Easily installs into any 3/4" opening
- Current draw: 0.02 Amps
- Diodes : 1

PC RATED LED SUBMERSIBLE



### 3/4" LED Round with Grommet and Bullet Connector

**534BAK2B - Amber** (Bulk, 50 pk)

**534BRK2B - Red** (Bulk, 50 pk)

- Hardwire design prevents lamp to plug failures and corrosion
- Wire length, 6 inches
- Can be used as ID lights (3 required), utility, step well or cabinet lights
- Easily installs into any 3/4" opening
- Current draw: 0.02 Amps
- Diodes : 1

LED SUBMERSIBLE



**3/4" Round LED Fender Light - Driver and Passenger Side**  
**B9534AR2**

- ABS plastic for lasting durability
- Wire length, 8 inches
- Current draw: 0.05 Amps
- Diodes : 2

LED SUBMERSIBLE



**3/4" Round LED Fender Light - Driver Side**  
**98534AR**

- ABS plastic for lasting durability
- Wire length, 8 inches
- Current draw: 0.05 Amps
- Diodes : 2

LED SUBMERSIBLE



**3/4" Round LED Fender Light - Passenger Side**  
**99534AR**

- ABS plastic for lasting durability
- Wire length, 8 inches
- Current draw: 0.05 Amps
- Diodes : 2

LED SUBMERSIBLE



**3/4" Round LED Fender Light - Driver Side, Clear Lens**  
**98534CAR**

- ABS plastic for lasting durability
- Wire length, 8 inches
- Amber to front, Red to back
- Current draw: 0.05 Amps
- Diodes : 2

LED SUBMERSIBLE



**3/4" Round LED Fender Light - Passenger Side, Clear Lens**  
**99534CAR**

- ABS plastic for lasting durability
- Wire length, 8 inches
- Amber to front, Red to back
- Current draw: 0.05 Amps
- Diodes : 2

LED SUBMERSIBLE



**3/4" Round LED Fender Light and Turn Signal - Driver Side**  
**98534AR3**

- ABS plastic for lasting durability
- Wire length, 8 inches
- Current draw: 0.05 Amps
- Diodes : 2

LED SUBMERSIBLE



**3/4" Round LED Fender Light and Turn Signal - Passenger Side**  
**99534AR3**

- ABS plastic for lasting durability
- Wire length, 8 inches
- Current draw: 0.05 Amps
- Diodes : 2

LED SUBMERSIBLE



**3/4" Round LED Fender Light and Turn Signal - Driver Side, Clear Lens**  
**98534CAR3**

- ABS plastic for lasting durability
- Wire length, 8 inches
- Amber to front, Red to back
- Current draw: 0.05 Amps
- Diodes : 2


LED SUBMERSIBLE



**3/4" Round LED Fender Light and Turn Signal - Passenger Side, Clear Lens**  
**99534CAR3**

- ABS plastic for lasting durability
- Wire length, 8 inches
- Amber to front, Red to back
- Current draw: 0.05 Amps
- Diodes : 2

CLEARANCE / MARKER



## 2" Round

PC RATED LED SUBMERSIBLE



### 2" Round LED

**507BA - Amber** (Bulk, 50 pk)

**507BR - Red** (Bulk, 50 pk)

- Housing and lens sonic welded to create a sealed light
- Electronics sealed in epoxy to resist corrosion and moisture
- Accepts industry standard 2-prong plug
- Current draw: 0.05 Amps
- Diodes : 5

LED SUBMERSIBLE



### 2" Round LED with Grommet and Plug

**533BAK - Amber** (Bulk, 50 pk)

**533BRK - Red** (Bulk, 50 pk)

- Housing and lens sonic welded to create a sealed light
- Electronics sealed in epoxy to resist corrosion and moisture
- Accepts industry standard 2-prong plug
- Current draw: 0.05 Amps
- Diodes : 4

LED SUBMERSIBLE



### 2" Round LED

**533BA - Amber** (Bulk, 20 pk)

**533BR - Red** (Bulk, 20 pk)

- Housing and lens sonic welded to create a sealed light
- Electronics sealed in epoxy to resist corrosion and moisture
- Accepts industry standard 2-prong plug
- Current draw: 0.05 Amps
- Diodes : 4

LED SUBMERSIBLE



### 2" Round LED with Grommet and Plug

**C525A - Amber**

**C525R - Red**

- Housing and lens sonic welded to create a sealed light
- Electronics sealed in epoxy to resist corrosion and moisture
- Accepts industry standard 2-prong plug
- Current draw: 0.05 Amps
- Diodes : 1

LED SUBMERSIBLE



### 2" Round LED

**506BA - Amber** (Bulk, 50 pk)

**506BR - Red** (Bulk, 50 pk)

- Housing and lens sonic welded to create a sealed light
- Electronics sealed in epoxy to resist corrosion and moisture
- Accepts industry standard 2-prong plug
- Current draw: 0.05 Amps
- Diodes : 1

SUBMERSIBLE




### 2" Round INCANDESCENT, Sealed

**B838A - Amber**

**B838R - Red**

- Grommet mount installation
- Sealed light - Acrylic lens and ABS housing sonic welded
- Accepts industry standard 2-prong plug
- Current draw: 0.35 Amps





**2 1/2" Round**

**LED SUBMERSIBLE**



**2 1/2" Round LED**

**504BA - Amber** (Bulk, 20 pk)

**504BR - Red** (Bulk, 20 pk)

- Housing and lens sonic welded to create a sealed light
- Electronics sealed in epoxy to resist corrosion and moisture
- Accepts industry standard 2-prong plug
- Current draw: 0.05 Amps
- Diodes : Amber - 4, Red - 3

**LED SUBMERSIBLE**



**2 1/2" Round LED with Grommet and Plug**

**C526A - Amber**

**C526R - Red**

- Housing and lens sonic welded to create a sealed light
- Electronics sealed in epoxy to resist corrosion and moisture
- Accepts industry standard 2-prong plug
- Current draw: 0.05 Amps
- Diodes : 1

**PC RATED SUBMERSIBLE**



**2 1/2" Round INCANDESCENT, Sealed**

**B836A - Amber**

**B836R - Red**

- Grommet mount installation
- Sealed light - Acrylic lens and ABS housing sonic welded
- Accepts industry standard 2-prong plug
- Current draw: 0.35 Amps



**2 1/2" Beehive INCANDESCENT with Bracket**

**B666A - Amber**

**B666R - Red**

- Mounts with included right angle bracket
- Acrylic lens snaps onto ABS housing
- Single wire design grounds through the mounting hardware
- Current draw: 0.35 Amps
- Replacement bulb #67



**2 3/4" Round**



**2 3/4" Round INCANDESCENT**

**B827A - Amber**

**B827R - Red**

- Surface mount installation
- Acrylic lens snaps onto ABS housing
- Single wire design grounds through the mounting hardware
- Current draw: 0.35 Amps

# RECTANGLES

## STUD MOUNT


Mounts to trailer with a single 1/4" diameter stud

## SURFACE/EAR MOUNT

Mounts directly to surface of a trailer

## BRACKET MOUNT

Mounts to trailer with use of bracket



Stud Mount

LED SUBMERSIBLE



### Rectangular LED

**588BA - Amber** (Bulk, 50 pk)

**588BR - Red** (Bulk, 50 pk)

- Stud mount installation
- Housing and lens are sonic welded to create a sealed light
- Single wire design grounds through the mounting hardware
- Current draw: 0.05 Amps
- Diodes : 3

SUBMERSIBLE





### Rectangular INCANDESCENT, Sealed

**B490A - Amber**

**490BA - Amber** (Bulk, 50 pk)

- Stud mount installation
- Sealed light - PC lens and ABS housing sonic welded
- Single wire design grounds through the mounting hardware
- Current draw: 0.3 Amps

LED SUBMERSIBLE




### Rectangular LED with Reflex

**CW523A - Amber**

**C523R - Red**

**523BA - Amber** (Bulk, 20 pk)

- Stud mount installation
- Two wire design
- Current draw: 0.02 Amps
- Diodes : 1



### Rectangular INCANDESCENT with Reflex

**B423A - Amber**

**423BA - Amber** (Bulk, 50 pk)

**B423R - Red**

**423BR - Red** (Bulk, 50 pk)

- Stud mount installation
- Replaceable lens
- Single wire design grounds through the mounting hardware
- Current draw: 0.3 Amps
- Replacement bulb #194



## Bracket Mount

LED SUBMERSIBLE



### Rectangular LED with Chrome Bracket

**CW1536A - Amber**

**CW1536R - Red**

- Bracket mount on 2" centers
- Kit comes with bracket, gasket, bullet connector and mounting screws
- Electronics sealed in epoxy to resist corrosion and moisture
- Current draw: 0.05 Amps
- Diodes : 1

LED SUBMERSIBLE



### Rectangular LED

**536BA - Amber** (Bulk, 50 pk)

**536BR - Red** (Bulk, 50 pk)

- For use with bracket that mounts on 2" centers
- Electronics sealed in epoxy to resist corrosion and moisture
- Current draw: 0.05 Amps
- Diodes : 1

PC RATED



### Rectangular INCANDESCENT with Chrome Bracket

**B485A - Amber**

**B485R - Red**

- Bracket mount on 2" centers
- Kit comes with bracket, gasket, bullet connector and mounting screws
- Sealed light - Acrylic lens and ABS housing sonic welded
- Current draw: 0.3 Amps

PC RATED



### Rectangular INCANDESCENT

**B4851A - Amber**

**B4851R - Red**

**485BA - Amber** (Bulk, 100 pk)

**T485BR - Red** (Bulk, 5 pk)

- For use with bracket that mounts on 2" centers
- Surface mount installation
- Sealed light - Acrylic lens and ABS housing sonic welded
- Current draw: 0.3 Amps

LED SUBMERSIBLE



### Rectangular LED Running Board Light with Chrome Bracket and Plug

**CW1531A - Amber**

**CW1531R - Red**

- Bracket mount installation on 3" centers
- Housing and lens sonic welded to create a sealed light
- Electronics sealed in epoxy to resist corrosion and moisture
- Current draw: 0.03 Amps
- Diodes : 6

LED SUBMERSIBLE



### Rectangular LED Running Board Light with Black Bracket and Plug

**531BAK - Amber** (Bulk, 50 pk)

**531BRK - Red** (Bulk, 50 pk)

- Bracket mount installation on 3" centers
- Housing and lens sonic welded to create a sealed light
- Electronics sealed in epoxy to resist corrosion and moisture
- Current draw: 0.03 Amps
- Diodes : 6

LED SUBMERSIBLE



**Rectangular LED Running Board Light with Black Bracket and Plug**  
**531BARK - Amber/Red** (Bulk, 50 pk)

- Bracket mount installation on 3" centers
- Housing and lens sonic welded to create a sealed light
- Electronics sealed in epoxy to resist corrosion and moisture
- Current draw: 0.03 Amps
- Diodes : 6

PC RATED SUBMERSIBLE



**Rectangular INCANDESCENT, Sealed**

- B488A - Amber**
- B488R - Red**
- T488BA - Amber** (Bulk, 5 pk)
- T488BR - Red** (Bulk, 5 pk)
- 488BAR - Amber / Red** (Bulk, 50 pk)


- For use with bracket that mounts on 3" centers
- Sealed light - PC lens and ABS housing are sonic welded
- Current draw: 0.7 Amps

PC RATED SUBMERSIBLE



**Rectangular INCANDESCENT with Black Bracket and Plug**  
**B488ARB - Amber / Red**

- Bracket mount installation on 3" centers
- Sealed light - PC lens and ABS housing are sonic welded
- Current draw: 0.7 Amps



**BENEFITS OF LEDs**

- 7x the life of incandescent
- Weatherproof, fully sealed electronics
- Durable and shock-proof


LED SUBMERSIBLE



**Surface Mount**

**Rectangular LED with Reflex**  
**C595A - Amber**

- Surface, ear mount base on 3/4" centers
- Two wire design
- Replaceable lens
- Current draw: 0.02 Amps
- Diodes : 1



**Rectangular INCANDESCENT with Reflex**  
**B495A - Amber**

- Surface, ear mount base on 3/8" centers
- Replaceable lens
- Single wire design grounds through the mounting hardware
- Current draw: 0.35 Amps
- Replacement bulb #194



LED SUBMERSIBLE



**Rectangular LED**

**CW1586A - Amber**

**CW1586R - Red**

- Surface, ear mount base on 2<sup>3</sup>/<sub>4</sub>" centers
- Housing and lens are sonic welded to create a sealed light
- Current draw: 0.05 Amps
- Diodes : 2

**Rectangular INCANDESCENT**

**B486CAK - 6 pk Amber**

**B486A - Amber**

**486BA - Amber** (Bulk, 50 pk)

**B486CRK - 6 pk Red**

**B486R - Red**

**486BR - Red** (Bulk, 50 pk)

- Surface, ear mount base on 2<sup>3</sup>/<sub>4</sub>" centers
- Acrylic lens snaps onto ABS base
- Single wire design grounds through the mounting hardware
- Current draw: 0.3 Amps
- Replacement bulb #194

LED SUBMERSIBLE



**Rectangular LED with Grommet**

**C535A - Amber**

**C535R - Red**

- Surface mount installation on 3" centers
- Also functions as identification light
- Two wire design
- Current draw: 0.02 Amps
- Diodes : 2

**Rectangular INCANDESCENT**

**B427A - Amber**

**B427R - Red**

- Surface mount installation on 3" centers
- Acrylic lens snaps onto ABS housing
- Single wire design grounds through the mounting hardware
- Current draw: 0.35 Amps
- Replacement bulb #194

LED SUBMERSIBLE



**Rectangular LED Double Bullseye**

**C539A - Amber**

**C539R - Red**

**539BA - Amber** (Bulk, 20 pk)

**539BR - Red** (Bulk, 20 pk)

- Surface mount installation on 3" centers
- Two wire design
- Current draw: 0.05 Amps
- Diodes : 2

LED SUBMERSIBLE



**Rectangular LED**

**CW1544A - Amber**

**CW1544R - Red**

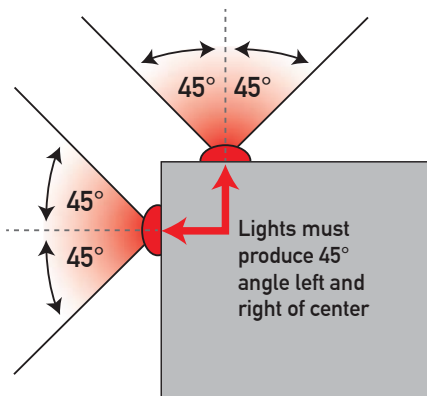
- Surface mount installation on 3" centers
- Current draw: 0.05 Amps
- Diodes : 2

# WHAT EXACTLY DOES PC-RATED MEAN?

## Comparing PC-Rated Lights to Traditional Clearance and Sidemarker Lights

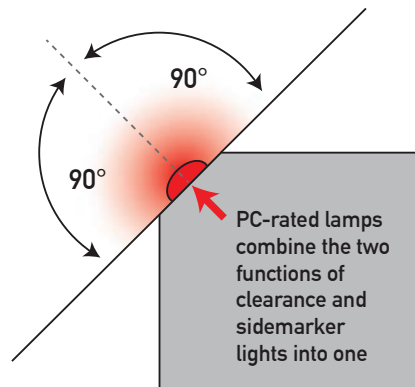
### TRADITIONAL CLEARANCE AND SIDEMARKER LIGHT

A traditional clearance lamp mounted on a trailer is legally required to produce a 45° angle of light left and right of center



### PC-RATED LIGHT: TWO LIGHTS IN ONE

A PC-rated lamp has special optics that combine clearance and sidemarker functions into one. When properly mounted, a PC-rated lamp produces a 90° angle of light left and right of center



PC RATED



#### Rectangular INCANDESCENT Double Bullseye

- B444A - Amber**
- 444BA - Amber** (Bulk, 50 pk)
- B444R - Red**
- 444BR - Red** (Bulk, 50 pk)

- Surface mount installation on 3" centers
- Acrylic lens snaps onto ABS housing
- Single wire design grounds through the mounting hardware
- Current draw: 0.7 Amps
- Dual bulbs - if one burns out the other remains lit
- Replacement bulb #194

LED SUBMERSIBLE



#### Oblong LED with Chrome Bezel

- C322A- Amber**
- C322R - Red**
- 322BAK - Amber** (Bulk, 20 pk)
- 322BRK - Red** (Bulk, 20 pk)

- Surface mount installation on 1<sup>5</sup>/<sub>16</sub>" centers
- Electronics are sealed in epoxy to resist corrosion and moisture
- Two wire design
- Current draw: 0.05 Amps
- Diodes : 2

LED SUBMERSIBLE



#### Oblong LED with Chrome Bezel, Clear Lens

- 321CBAK - Amber** (Bulk, 20 pk)
- 321CBRK - Red** (Bulk, 20 pk)


- Surface mount installation on 1<sup>5</sup>/<sub>16</sub>" centers
- Electronics sealed in epoxy to resist corrosion and moisture
- Single wire design
- Current draw: 0.05 Amps
- Diodes : 2

LED SUBMERSIBLE



- Oblong LED**
- C3221A - Amber**
- C3221R - Red**

- Surface mount installation on 1<sup>5</sup>/<sub>16</sub>" centers
- Electronics sealed in epoxy to resist corrosion and moisture
- Two wire design
- Current draw: 0.05 Amps
- Diodes : 2



**Oblong INCANDESCENT with Reflex**  
**B499A - Amber**  
**B499R - Red**

- Surface mount installation on 3" centers
- Acrylic lens snaps onto ABS housing
- Single wire design grounds through the mounting hardware
- Current draw: 0.35 Amps
- Replacement bulb #193

PC  
 RATED



**Oblong INCANDESCENT Dual Bulb**  
**B482TW2A - Amber**  
**B482TW2R - Red**

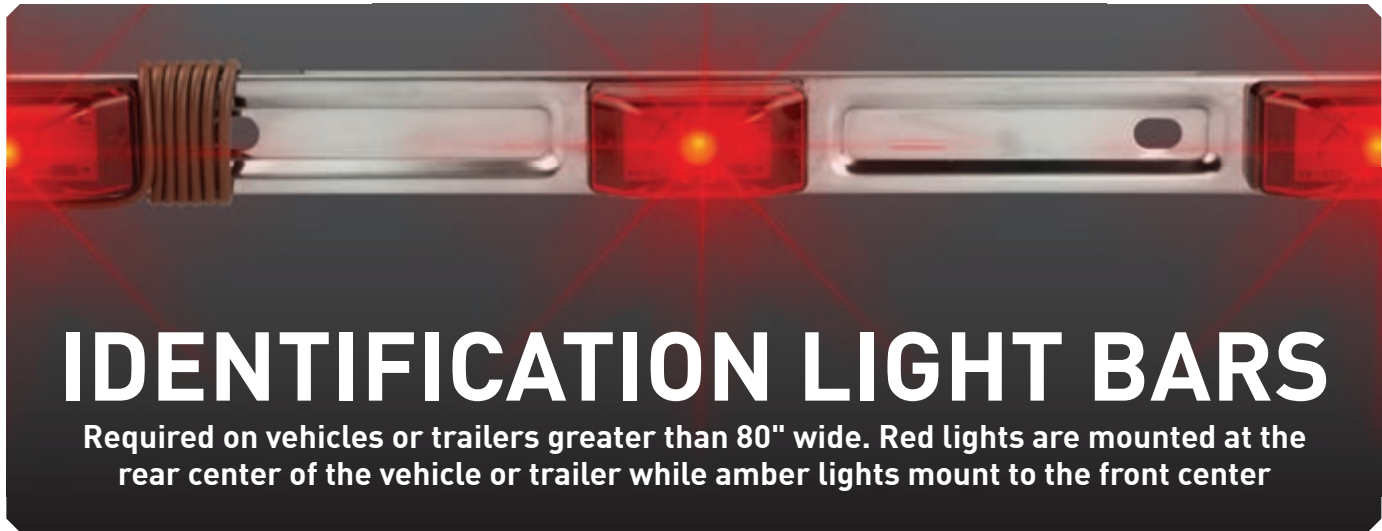
- Surface mount installation on 3" centers
- Acrylic lens snaps onto ABS housing
- Two wire design
- Current draw: 0.7 Amps
- Dual bulbs - if one burns out the other remains lit
- Replacement bulbs #57



**Oblong INCANDESCENT with Reflex**  
**B484W1A - Amber**  
**B484W1R - Red**

- Surface mount installation on 3" centers
- Acrylic lens snaps onto ABS housing
- Single wire design grounds through the mounting hardware
- Current draw: 0.3 Amps
- Replacement bulb #194





# IDENTIFICATION LIGHT BARS

Required on vehicles or trailers greater than 80" wide. Red lights are mounted at the rear center of the vehicle or trailer while amber lights mount to the front center

LED SUBMERSIBLE



## LED Identification Light Bar, Sealed - P2

**C3490R**

**3490R** (Bulk, 10 pk)

- Surface mount installation
- Electronics sealed in epoxy to resist corrosion and moisture
- 6" Two wire design
- Current draw: 0.3 Amps
- Diodes : 3

LED SUBMERSIBLE



## LED Identification Light Bar, Clear Lens, Sealed - P2

**3490CR - Shines Red** (Bulk, 10 pk)

- Surface mount installation
- Electronics sealed in epoxy to resist corrosion and moisture
- 6" Two wire design
- Current draw: 0.3 Amps
- Diodes : 3

LED SUBMERSIBLE



## LED Identification Light Bar, Sealed

**C514RW**

- Surface mount installation with stainless steel frame
- Housing and lens sonic welded to create a sealed light
- Features 23" lead wire
- Current draw: 0.2 Amps
- Diodes : 3

LED SUBMERSIBLE



## Stainless Steel INCANDESCENT Sealed Identification Light Bar

**3483BR - Red**

- Surface mount installation
- Stainless steel base mounted with 3 sealed lights
- 50" single wire grounds through mounting hardware
- Current draw: 1.1 Amps

LED SUBMERSIBLE



## Low-Profile LED Identification Light Bar, Sealed

**C513R**

**513BR** (Bulk, 10 pk)

**513BRB - w/bullet connectors** (Bulk, 10 pk)

- Surface mount installation
- Electronics sealed in epoxy to resist corrosion and moisture
- 7" Two wire design
- Current draw: 0.14 Amps

SUBMERSIBLE



## INCANDESCENT Identification Light Bar, Sealed

**B3485R**

**3485BR** (Bulk, 10 pk)

- Surface mount installation
- Black polycarbonate base mounted with 3 sealed lights
- 50" two wire design
- Current draw: 1.1 Amps
- Replacement clearance lights #B4851






**INCANDESCENT Identification Light Bar**

**B3489A - Amber**

**B3489R - Red**

**3489R - Red** (Bulk, 100 pk)

- Surface mount installation
- White steel base mounted with 3 lights and removable lenses
- 50" single wire grounds through mounting hardware
- Current draw: 1.1 Amps



# SPECIALTY

Unique lights for special requirements



**Tear Drop INCANDESCENT Cab Light**

**B472FA - Amber**

- Surface mount installation - includes gasket
- Durable polycarbonate lens and ABS plastic housing
- Two wire design
- Current draw: 0.35 Amps
- Replacement bulb #67



**Armored INCANDESCENT**

**B478A - Amber**

**B478R - Red**

**T478BA - Amber** (Bulk, 4 pk)

**T478BR - Red** (Bulk, 4 pk)

- Surface mount installation
- Chrome-plated armored housing protects lens and bulb
- Single wire design grounds through the mounting hardware
- Current draw: 0.3 Amps
- Replacement bulb #194

**LED SUBMERSIBLE**




**6" Oval LED Midturn Signal**

**529BA** (Bulk, 10 pk)

- Grommet mount installation
- Housing and lens are sonic welded to create a sealed light
- Accepts industry standard 3-prong plug
- Current draw: 0.25 Amps
- Diodes : 9


# STOP / TAIL / TURN LIGHTS BE SAFE AND LEGAL

Lights that combine the functions of stop/brake, taillight and turn signals into one industry standard light to keep you safe and legal





**POWER MAXX™**



**BACKUP**



**POWER 1™**





# SLIMLINE (ID-BAR STYLE)

For mounting stop / tail / turn lights where space is a premium.  
Sleek, narrow design



### Power MAXX™ Slimline LED Light Bar with Chrome Bezel C3491RC

3491RB - w/bullet connectors (Bulk, 10 pk)

- Surface mount installation on 16<sup>1</sup>/<sub>8</sub>" centers
- Housing and lens are sonic welded to create a sealed light
- 6" Three wire design
- Current draw: 0.2 Amps



### Power MAXX™ Slimline LED Light Bar

3491R (Stop/Turn)(Bulk, 10 pk)

- Surface mount installation on 16<sup>1</sup>/<sub>8</sub>" centers
- Housing and lens sonic welded to create a sealed light
- 6" Three wire design
- Current draw: 0.2 Amps
- Diodes : 9



### Power MAXX™ Slimline LED Light Bar, Clear Lens

3491CR - Shines Red (Bulk, 10 pk)

- Surface mount installation on 16<sup>1</sup>/<sub>8</sub>" centers
- Housing and lens sonic welded to create a sealed light
- 6" Three wire design
- Current draw: 0.2 Amps
- Diodes : 9



Multiple energy efficient LEDs  
providing maximum light output



**NEW**

### Power Maxx™ Slimline LED Light Bar with Backup Light C3492R

- Surface mount installation on 14<sup>1</sup>/<sub>4</sub>" centers
- Housing and lens sonic welded to create a sealed light
- Integrated back-up light
- Current draw: 0.25 Amps
- Diodes: 10




Classic incandescent design with  
long-lasting LED performance  
and durability



# ROUNDS

LED or Incandescent combination lights for displaying stop / brake, taillight and turn signals



**Power MAXX™ 4" Round LED with Backup Light and Plug C546RL**

- Grommet mount installation
- Housing and lens sonic welded to create a sealed light
- Integrated back-up light
- Current draw: 0.46 Amps
- Diodes : 12
- Utilizes waterproof 4 wire plug



**Power MAXX™ 4" Round LED with Grommet and Plug 542BRK (Bulk, 10 pk)**

- Grommet mount installation
- Housing and lens sonic welded to create a sealed light
- Accepts industry standard 3-prong plug
- Current draw: 0.2 Amps
- Diodes : 10



**Power MAXX™ 4" Round LED 542BR - Red (Bulk, 10 pk) 542BA - Amber (Bulk, 10 pk)**

- Grommet mount installation
- Housing and lens sonic welded to create a sealed light
- Accepts industry standard 3-prong plug
- Current draw: 0.2 Amps
- Diodes : 10



**Power MAXX™ 4" Round LED with Grommet and Plug C542RTM**

- Grommet mount installation
- Housing and lens sonic welded to create a sealed light
- Accepts industry standard 3-prong plug
- Current draw: 0.2 Amps
- Diodes : 6



**Power MAXX™ 4" Round LED C542RL - Red**

- Grommet mount installation
- Housing and lens sonic welded to create a sealed light
- Accepts industry standard 3-prong plug
- Current draw: 0.2 Amps
- Diodes : 6

LED SUBMERSIBLE



**Power1™ 4" Round LED with Grommet and Plug C542PTM**

- Grommet mount installation
- Housing and lens sonic welded to create a sealed light
- Accepts industry standard 3-prong plug
- Electronics are sealed in epoxy to resist corrosion and moisture
- Current draw: 0.2 Amps
- Diodes : 1


SUBMERSIBLE



**4" Round INCANDESCENT with Grommet and Plug B95**

- 95BRK** (Bulk, 50 pk)
- T95BR** (UPC Label)(Bulk, 10 pk)
- B95S - Light Only**
- Grommet mount installation
- Resin housing and polycarbonate lens sonic welded to create a sealed light
- Accepts industry standard 3-prong plug
- Current draw: 3.0 Amps

LED SUBMERSIBLE



**Power MAXX™ 4" Round LED with Plug C545RTM**

- Flange mount installation
- Housing and lens sonic welded to create a sealed light
- Accepts industry standard 3-prong plug
- Current draw: 0.2 Amps
- Diodes : 10



**4" Round INCANDESCENT B430BLK**

- T430BLKB** (UPC Label)(Bulk, 6 pk)
- Flange mount installation - requires 4½" cutout
- Steel housing and durable acrylic lens protect against corrosion
- Two wire design
- Current draw: 3.0 Amps
- Replacement bulbs #2057



**Round Single Face INCANDESCENT B3552R**

- T3552BR** (UPC Label)(Bulk, 6 pk)
- Pedestal mount installation
- Steel housing and durable polycarbonate lens protect against corrosion
- Two wire design grounds through the mounting post
- Current draw: 3.0 Amps
- Replacement bulb #2057



**4<sup>5</sup>/<sub>16</sub>" Round Double Faced INCANDESCENT B567 - Red/Amber**

- T5672ARB** - Red/Amber (Bulk, 6 pk)
- B567-1AA** - Amber/Amber
- T5672AAB** - Amber/Amber (Bulk, 6 pk)
- Pedestal mount installation
- Amber lens side for parking and turn functions and red lens on the other for stop, turn, and tail functions
- Two wire design grounds through the mounting post
- Current draw: 3.0 Amps
- Replacement bulb #2057

LED SUBMERSIBLE



**NEW Power Maxx 4-5/16" Round Double Faced LED C567 - Red/Amber**

- Pedestal mount installation
- Durable polycarbonate lens and steel housing
- Two wire design grounds through the mounting post
- Current draw: 0.2 Amps
- Diodes: 4



**4<sup>5</sup>/<sub>16</sub>" Round Single Faced INCANDESCENT B567-2R - Red**

- Pedestal mount installation
- Two wire design grounds through the mounting post
- Current draw: 3.0 Amps
- Replacement bulb #2057



**3<sup>7</sup>/<sub>8</sub>" Round Metal INCANDESCENT B55UW**

- T55SWB** (UPC Label)(Bulk, 10 pk)
- Surface mount installation - universal mounting plate
- Enamel coated steel housing and durable acrylic lens protect against corrosion
- Two wire design grounds through the mounting post
- Current draw: 3.0 Amps
- Replacement bulb #1157

LED SUBMERSIBLE




**NEW Power Maxx™ 3-7/8" Round Metal LED C55UW**

- Surface mount installation - universal mounting plate
- Can be mounted on the driver or passenger side of the vehicle or trailer
- Current draw: 0.2 Amps
- Diodes: 4

# OVALS

LED or incandescent combination lights for displaying stop / brake, taillight and turn signals



**Power MAXX™ 6" Oval LED with Back-Up Light and Plug**  
**C566RL**

**566RLB** (Bulk, 20 pk)

- Grommet mount installation
- Housing and lens sonic welded to create a sealed light
- Integrated back-up light
- Current draw: 0.53 Amps
- Diodes : 13
- Utilizes waterproof 4 wire plug



**Power MAXX™ 6" Oval LED with Grommet and Plug, Clear Lens**  
**C562CATM - Shines Amber, Park/Turn**  
**C562CRTM - Shines Red, Stop/Tail/Turn**

- Grommet mount installation
- Housing and lens sonic welded to create a sealed light
- Accepts industry standard 3-prong plug
- Current draw: 0.2 Amps
- Diodes : 10



**Power MAXX™ 6" Oval LED, Clear Lens**  
**562BCR - Shines Red** (Bulk, 10 pk)

- Grommet mount installation
- Housing and lens sonic welded to create a sealed light
- Accepts industry standard 3-prong plug
- Current draw: 0.2 Amps
- Diodes : 10



**Power MAXX™ 6" Oval LED with Grommet and Plug**  
**561BRK - Red** (Bulk, 10 pk)

- Grommet mount installation
- Housing and lens sonic welded to create a sealed light
- Accepts industry standard 3-prong plug
- Current draw: 0.2 Amps
- Diodes : 10



**Power MAXX™ 6" Oval LED with Grommet and Plug**  
**C569RK**

- Grommet mount installation
- Housing and lens sonic welded to create a sealed light
- Accepts industry standard 3-prong plug
- Current draw: 0.2 Amps
- Diodes : 6



**Power MAXX™ 6" Oval LED**

**561BA - Amber, Park/Turn** (Bulk, 10 pk)  
**561BR - Red, Stop/Tail/Turn** (Bulk, 20 pk)


- Grommet mount installation
- Housing and lens sonic welded to create a sealed light
- Accepts industry standard 3-prong plug
- Current draw: 0.2 Amps
- Diodes : 10



**Power MAXX™ 6" Oval LED with Grommet and Plug**

**C561ATM - Amber, Park/Turn**  
**C561RTM - Red, Stop/Tail/Turn**

- Grommet mount installation
- Housing and lens sonic welded to create a sealed light
- Accepts industry standard 3-prong plug
- Current draw: 0.2 Amps
- Diodes : 6



**Power MAXX™ 6" Oval LED**

**C561RL - Red, Stop/Tail/Turn**

- Grommet mount installation
- Housing and lens sonic welded to create a sealed light
- Accepts industry standard 3-prong plug
- Current draw: 0.2 Amps
- Diodes : 6



**Power MAXX™ 6" Oval LED with Grommet**

**565BRK** (Bulk, 10 pk)

- Grommet mount installation
- Housing and lens sonic welded to create a sealed light
- Three wire design
- Current draw: 0.2 Amps
- Diodes : 10



**Power1™ 6" Oval LED with Grommet and Plug**  
**C561PTM**

- Grommet mount installation
- Housing and lens sonic welded to create a sealed light
- Accepts industry standard 3-prong plug
- Electronics sealed in epoxy to resist corrosion and moisture
- Current draw: 0.2 Amps
- Diodes : 1



**6" Oval INCANDESCENT with Grommet and Plug**

**B85AK - Amber, Park/Turn**  
**B85RK - Red, Stop/Tail/Turn**  
**85BRK - Red, Stop/Tail/Turn** (Bulk, 50 pk)

- Grommet mount installation
- Resin housing and polycarbonate lens sonic welded to create a sealed light
- Accepts industry standard 3-prong plug
- Current draw: 3.0 Amps



SUBMERSIBLE



**6" Oval INCANDESCENT**

**B85R - Red, Stop/Tail/Turn**

**T85BR - Red** (UPC Label)(Bulk, 10 pk)

**85BR - Red** (Bulk, 100 pk)

- Grommet mount installation
- Resin housing and polycarbonate lens sonic welded to create a sealed light
- Accepts industry standard 3-prong plug
- Current draw: 3.0 Amps

LED SUBMERSIBLE



**Power MAXX™ 6" Oval LED**

**C562ATM - Amber, Park/Turn**

**C562RTM - Red, Stop/Tail/Turn**

**563BA - Amber, Park/Turn** (Bulk, 10 pk)

**563BR - Red, Stop/Tail/Turn** (Bulk, 10 pk)

- Surface mount installation
- Housing and lens sonic welded to create a sealed light
- Three wire design
- Current draw: 0.2 Amps
- Diodes : 10



**Power MAXX™ 6" Oval LED, Clear Lens**

**563CBAK - Shines Amber** (Bulk, 10 pk)

**563CBRK - Shines Red** (Bulk, 10 pk)

- Surface mount installation
- Housing and lens sonic welded to create a sealed light
- Three wire design
- Current draw: 0.2 Amps
- Diodes : 10



**Power MAXX™ 6" Oval LED with Chrome Bezel**

**C563RTM**

**563BRK** (Bulk, 10 pk)

- Surface mount installation - chrome bezel snaps onto black flange
- Housing and lens sonic welded to create a sealed light
- Three wire design
- Current draw: 0.2 Amps
- Diodes : 10



**LED Tailgate Light Bar**

**C3497 - 48" or 60"** For Small or Large Trucks/SUVs

**C3495 - 60"** For Large Trucks/SUVs

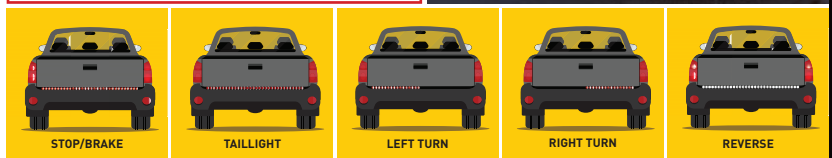
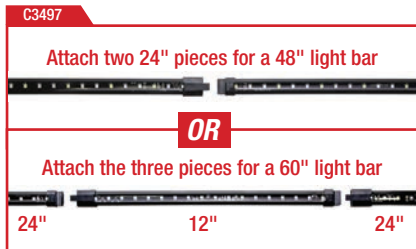
- 5 function - Stop/Brake, Taillight, Left Turn, Right Turn, Reverse

**EASY INSTALL**

- 1) Snap together
- 2) Mount to vehicle
- 3) Attach to vehicle lighting system


**Plug-In Simple!® options available**

\* Use with 41153 Wiring Kit for a Plug-In Simple!® behind the bumper install See page 121



# COMBINATION

Most LED or incandescent combination lights display stop/brake, taillight, turn signals AND additional side marker function



LED SUBMERSIBLE  
**POWER MAXX**  
ULTIMATE PERFORMANCE



### Power MAXX™ LED Multi-Reflective Combination - Over and Under 80", Driver Side

**784B** (Bulk, 10 pk)

- 8 functions: Stop, Turn, Tail, Rear Clearance, Rear Reflex, Side Marker, Side Reflex, and License Plate Illuminator
- Stud mount installation
- Electronics sealed in epoxy to resist corrosion and moisture
- Current draw: 0.4 Amps
- Diodes : 23

LED SUBMERSIBLE  
**POWER MAXX**  
ULTIMATE PERFORMANCE




### Power MAXX™ LED Multi-Reflective Combination - Over and Under 80", Passenger Side

**794B** (Bulk, 10 pk)

- 7 functions: Stop, Turn, Tail, Rear Clearance, Rear Reflex, Side Marker and Side Reflex
- Stud mount installation
- Electronics sealed in epoxy to resist corrosion and moisture
- Current draw: 0.4 Amps
- Diodes : 18

## When Trailer Lights Don't Work...

Smart Light™  
Identifies the Problem



SIMPLIFIES TROUBLESHOOTING

SUBMERSIBLE

FOR  
**SMARTLIGHT**  
DIAGNOSES LIGHTING PROBLEMS



PATENTED

### Smart Light™ INCANDESCENT Submersible - Over and Under 80", Driver Side

**69502S**

- Accepts industry standard 3-prong plug
- 10-year warranty
- 8 functions: Stop, Turn, Tail, Rear Clearance, Rear Reflex, Side Marker, Side Reflex and License Plate Illuminator
- Stud mount installation
- Current draw: 3.5 Amps

SUBMERSIBLE

FOR  
**SMARTLIGHT**  
DIAGNOSES LIGHTING PROBLEMS



PATENTED

### Smart Light™ INCANDESCENT Submersible - Over and Under 80", Passenger Side

**69503S**

- Accepts industry standard 3-prong plug
- 10-year warranty
- 7 functions: Stop, Turn, Tail, Rear Clearance, Rear Reflex, Side Marker and Side Reflex
- Stud mount installation
- Current draw: 3.5 Amps

LED SUBMERSIBLE



**Power1™ LED Combination - Over and Under 80", Driver Side C84P**

- 8 functions: Stop, Turn, Tail, Rear Clearance, Rear Reflex, Side Marker, Side Reflex and License Plate Illuminator
- Stud mount installation
- Electronics sealed in epoxy to resist corrosion and moisture
- Current draw: 0.27Amps
- Diodes : 5

LED SUBMERSIBLE



**Power1™ LED Combination - Over and Under 80", Passenger Side C94P**

- 7 functions: Stop, Turn, Tail, Rear Clearance, Rear Reflex, Side Reflex and Side Marker
- Stud mount installation
- Electronics sealed in epoxy to resist corrosion and moisture
- Current draw: 0.26 Amps
- Diodes : 3

SUBMERSIBLE



**INCANDESCENT Submersible Combination - Over and Under 80", Driver Side**

**84QB** (Bulk, 50 pk)

- 8 functions: Stop, Turn, Tail, Rear Clearance, Rear Reflex, Side Marker, Side Reflex and License Plate Illuminator
- Side or back mounting options
- Housing and lens sonic welded to create a sealed light
- Current draw: 3.5 Amps
- Replacement bulbs #194 and #1157

SUBMERSIBLE



**INCANDESCENT Submersible Combination - Over and Under 80", Passenger Side**

**94QB** (Bulk, 50 pk)

- 7 functions: Stop, Turn, Tail, Rear Clearance, Rear Reflex, Side Marker, Side Reflex
- Side or back mounting options
- Housing and lens sonic welded to create a sealed light
- Current draw: 3.5 Amps
- Replacement bulbs #194 and #1157

SUBMERSIBLE



**INCANDESCENT Submersible Combination - Over and Under 80", Driver Side**

**B84**

**T84B** (Bulk, 2 pk)

- 8 functions: Stop, Turn, Tail, Rear Clearance, Rear Reflex, Side Marker, Side Reflex and License Plate Illuminator
- Side or back mounting options
- Housing and lens sonic welded to create a sealed light
- Current draw: 3.5 Amps
- Replacement bulbs #194 and #1157

SUBMERSIBLE



**INCANDESCENT Submersible Combination - Over and Under 80", Passenger Side**

**B94**

**T94B** (Bulk, 2 pk)

- 7 functions: Stop, Turn, Tail, Rear Clearance, Rear Reflex, Side Marker, Side Reflex
- Side or back mounting options
- Housing and lens sonic welded to create a sealed light
- Current draw: 3.5 Amps
- Replacement bulbs #194 and #1157

SUBMERSIBLE



**INCANDESCENT Submersible Combination - Over and Under 80", Driver Side**

**82B** (Bulk, 50 pk)

- 8 functions: Stop, Turn, Tail, Rear Clearance, Rear Reflex, Side Marker, Side Reflex and License Plate Illuminator
- Stud mount installation
- Acrylic lens with gasket creates air pocket, preventing water from corroding bulb
- Current draw: 3.5 Amps
- Replacement bulbs #168 and #1157

SUBMERSIBLE



**INCANDESCENT Submersible Combination - Over and Under 80", Passenger Side**

**92B** (Bulk, 50 pk)

- 7 functions: Stop, Turn, Tail, Rear Clearance, Rear Reflex, Side Marker, Side Reflex
- Stud mount installation
- Acrylic lens with gasket creates air pocket, preventing water from corroding bulb
- Current draw: 3.5 Amps
- Replacement bulbs #168 and #1157

Mounts on either the driver side OR the passenger side of the trailer



LED SUBMERSIBLE PATENTED



**Power MAXX™ AnySide™ LED Combination - Under 80", Universal**

**C789RTM**

- 7 function left or right hand side replacement light: Stop, Turn, Tail, Rear Clearance, Rear Reflex, Side Marker and License Plate Illuminator
- Interchangeable side marker mounts on the left or right side of the light
- Housing and lens sonic welded to create a sealed light
- Current draw: 0.5 Amps
- Diodes : 11

LED SUBMERSIBLE  
**POWER MAXX**  
ULTIMATE PERFORMANCE



**Power MAXX™ LED Combination - Under 80", Driver Side**

**783B** (Bulk, 10 pk)

- 7 functions: Stop, Turn, Tail, Rear Clearance, Rear Reflex, Side Marker and License Plate Illuminator
- Stud mount installation
- Electronics sealed in epoxy to resist corrosion and moisture
- Current draw: 0.19 Amps
- Diodes : 21

LED SUBMERSIBLE  
**POWER MAXX**  
ULTIMATE PERFORMANCE



**Power MAXX™ LED Combination - Under 80", Passenger Side**

**793B** (Bulk, 10 pk)

- 6 functions: Stop, Turn, Tail, Rear Clearance, Rear Reflex and Side Marker
- Stud mount installation
- Electronics sealed in epoxy to resist corrosion and moisture
- Current draw: 0.19 Amps
- Diodes : 16



**Power MAXX™ LED Combination - Over and Under 80", Driver Side C7483RTM**

- 7 functions: Stop, Turn, Tail, Rear Clearance, Rear Reflex, Side Marker and License Plate Illuminator
- Side or back mounting options
- Electronics sealed in epoxy to resist corrosion and moisture
- Current draw: 0.4 Amps
- Diodes : 9



**Power MAXX™ LED Combination - Over and Under 80", Passenger Side C7493RTM**

- 6 functions: Stop, Turn, Tail, Rear Clearance, Rear Reflex and Side Marker
- Side or back mounting options
- Electronics sealed in epoxy to resist corrosion and moisture
- Current draw: 0.4 Amps
- Diodes : 7



**Smart Light™ INCANDESCENT - Under 80", Driver Side 69500S**

- Accepts industry standard 3-prong plug
- 10-year warranty
- 7 functions: Stop, Turn, Tail, Rear Clearance, Rear Reflex, Side Marker and License Plate Illuminator
- Stud mount installation
- Current draw: 3.5 Amps



**Smart Light™ INCANDESCENT - Under 80", Passenger Side 69501S**

- Accepts industry standard 3-prong plug
- 10-year warranty
- 6 functions: Stop, Turn, Tail, Rear Clearance, Rear Reflex and Side Marker
- Stud mount installation
- Current draw: 3.5 Amps



**Power1™ LED Combination - Under 80", Driver Side C83PTM**

- 7 functions: Stop, Turn, Tail, Rear Clearance, Rear Reflex, Side Marker and License Plate Illuminator
- Stud mount installation
- Electronics sealed in epoxy to resist corrosion and moisture
- Current draw: 0.26 Amps
- Diodes : 4



**Power1™ LED Combination - Under 80", Passenger Side C93PTM**

- 6 functions: Stop, Turn, Tail, Rear Clearance, Rear Reflex and Side Marker
- Stud mount installation
- Electronics sealed in epoxy to resist corrosion and moisture
- Current draw: 0.26 Amps
- Diodes : 2



**Quick Connect Combination INCANDESCENT - Under 80", Driver Side**

**83QB** (Bulk, 50 pk)

- 7 functions: Stop, Turn, Tail, Rear Clearance, Rear Reflex, Side Marker and License Plate Illuminator
- Stud mount installation
- ABS housing and durable acrylic lens protect against corrosion
- Current draw: 3.5 Amps
- Replacement bulbs #168 and #1157



**Quick Connect Combination INCANDESCENT - Under 80", Passenger Side**

**93QB** (Bulk, 50 pk)

- 6 functions: Stop, Turn, Tail, Rear Clearance, Rear Reflex, Side Marker and License Plate Illuminator
- Stud mount installation
- ABS housing and durable acrylic lens protect against corrosion
- Current draw: 3.5 Amps
- Replacement bulbs #168 and #1157


**SUBMERSIBLE**



**Combination INCANDESCENT - Under 80", Driver Side C81**

- 7 functions: Stop, Turn, Tail, Rear Clearance, Rear Reflex, Side Marker and License Plate Illuminator
- Stud mount installation
- Light life prolonged by "Belljar Principal" design requiring no seals or adhesives
- Acrylic lens with gasket creates air pocket, preventing water from corroding bulb
- Current draw: 3.5 Amps
- Replacement bulbs #168 and #1157

**SUBMERSIBLE**



**Combination INCANDESCENT - Under 80", Passenger Side C91**


- 6 functions: Stop, Turn, Tail, Rear Clearance, Rear Reflex and Side Marker
- Stud mount installation
- Light life prolonged by "Belljar Principal" design requiring no seals or adhesives
- Acrylic lens with gasket creates air pocket, preventing water from corroding bulb
- Current draw: 3.5 Amps
- Replacement bulbs #168 and #1157



**Combination INCANDESCENT - Under 80", Driver Side B83**

**T83B** (UPC Label)(Bulk, 2 pk)


- 7 functions: Stop, Turn, Tail, Rear Clearance, Rear Reflex, Side Marker and License Plate Illuminator
- Stud mount installation
- ABS housing and durable acrylic lens protect against corrosion
- Current draw: 3.5 Amps
- Replacement bulbs #168 and #1157



**Combination INCANDESCENT - Under 80", Passenger Side B93**

**T93B** (UPC Label)(Bulk, 2 pk)


- 6 functions: Stop, Turn, Tail, Rear Clearance, Rear Reflex, Side Marker and License Plate Illuminator
- Stud mount installation
- ABS housing and durable acrylic lens protect against corrosion
- Current draw: 3.5 Amps
- Replacement bulbs #168 and #1157



**Power MAXX™ LED Low-Profile - Over and Under 80", Driver Side C7288TM**

7288B (Bulk, 12 pk)

- 8 functions: Stop, Turn, Tail, Rear Clearance, Rear Reflex, Side Marker, Side Reflex and License Plate Illuminator
- Electronics sealed in epoxy to resist corrosion and moisture
- Surface mounts on 2" or 4" mounting centers
- Current draw: 0.5 Amps
- Diodes : 10



**Power MAXX™ LED Low-Profile - Over and Under 80", Passenger Side C7298TM**

7298B (Bulk, 12 pk)

- 7 functions: Stop, Turn, Tail, Rear Clearance, Rear Reflex, Side Marker, Side Reflex
- Electronics sealed in epoxy to resist corrosion and moisture
- Surface mounts on 2" or 4" mounting centers
- Current draw: 0.5 Amps
- Diodes : 8

SUBMERSIBLE



**Low-Profile INCANDESCENT - Over and Under 80", Driver Side B80**

80B (Bulk, 12 pk)

- 8 functions: Stop, Turn, Tail, Rear Clearance, Rear Reflex, Side Marker, Side Reflex and License Plate Illuminator
- Replacement lights for C6288 trailer light kit
- Sealed capsule prevents premature bulb failure and corrosion
- Current draw: 3.5 Amps
- Replacement bulbs #194 and #1157

LED SUBMERSIBLE




**NEW Power1™ LED Low-Profile - Over and Under 80", Driver Side C80P**

C80P

- 8 functions: Stop, Turn, Tail, Rear Clearance, Rear Reflex, Side Marker, Side Reflex and License Plate Illuminator
- Replacement light for C8090P trailer light kit
- Surface mounts on 2" or 4" mounting centers
- Current draw: 0.26 Amps
- Diodes: 6

SUBMERSIBLE



**Low-Profile INCANDESCENT - Over and Under 80", Passenger Side B90**

90B (Bulk, 12 pk)

- 7 functions: Stop, Turn, Tail, Rear Clearance, Rear Reflex, Side Marker, Side Reflex
- Replacement lights for C6288 trailer light kit
- Sealed capsule prevents premature bulb failure and corrosion
- Current draw: 3.5 Amps
- Replacement bulbs #194 and #1157

LED SUBMERSIBLE



**NEW Power1™ LED Low-Profile - Over and Under 80", Passenger Side C90P**

C90P

- 7 functions: Stop, Turn, Tail, Rear Clearance, Rear Reflex, Side Marker and Side Reflex
- Replacement light for C8090P trailer light kit
- Surface mounts on 2" or 4" mounting centers
- Current draw: 0.26 Amps
- Diodes: 4

SUBMERSIBLE




**Low-Profile INCANDESCENT - Over and Under 80", Driver Side 87B**

87B (Bulk, 50 pk)

- 8 functions: Stop, Turn, Tail, Rear Clearance, Rear Reflex, Side Marker, Side Reflex and License Plate Illuminator
- Light life prolonged by "Belljar Principle" design requiring no seals or adhesives
- Current draw: 3.5 Amps
- Replacement bulbs #194 and #1157

SUBMERSIBLE



**Low-Profile INCANDESCENT - Over and Under 80", Passenger Side 97B**

97B (Bulk, 50 pk)

- 7 functions: Stop, Turn, Tail, Rear Clearance, Rear Reflex, Side Marker, Side Reflex
- Light life prolonged by "Belljar Principle" design requiring no seals or adhesives
- Current draw: 3.5 Amps
- Replacement bulbs #194 and #1157

LED SUBMERSIBLE  
**POWER MAXX**  
ULTIMATE PERFORMANCE



**Power MAXX™ LED Universal Combination  
with Reverse and License Plate Light**

**C599SWTM**

- 6 function: Stop, Turn, Tail, Rear Clearance, Rear Reflector, License Plate Illuminator and Back-Up
- Driver or passenger side replacement light
- 3-stud mount installation on 2" centers
- 4 wire design
- Electronics are sealed in epoxy to resist corrosion and moisture
- Current draw: 0.9 Amps
- Diodes : 36



**Universal Combination INCANDESCENT  
with Reverse and License Plate Light**

**B99SW**

- 6 function: Stop, Turn, Tail, Rear Clearance, Rear Reflector, License Plate Illuminator and Back-Up
- Driver or passenger side replacement light
- Surface mount installation - Unique black plate design allows for numerous stud positions to fit all applications
- ABS housing and durable acrylic lens protect against corrosion
- Current draw: 3.5 Amps
- Replacement bulbs #1156 and #2057



**Rectangular INCANDESCENT**

**B465A - Amber - Park/Turn**


- Surface mount installation on 3.5" centers
- Steel housing and durable polycarbonate lens protect against corrosion
- Two wire design grounds through the mounting hardware
- Current draw: 3.0 Amps
- Replacement bulb #2057



**Rectangular INCANDESCENT**

**B465R - Red - Stop/Tail/Turn**

- Surface mount installation on 3.5" centers
- Steel housing and durable polycarbonate lens protect against corrosion
- Two wire design grounds through the mounting hardware
- Current draw: 3.0 Amps
- Replacement bulb #2057



**RV INCANDESCENT with Reflex**

**B1002R - Red - Stop/Tail/Turn**

- Surface mount installation
- ABS housing and durable acrylic lens protect against corrosion
- Three wire design
- Current draw: 3.5 Amps
- Replacement bulb #1157



**RV INCANDESCENT with Reflex and License Light**


**B1003R - Red - Stop/Tail/Turn**

- Surface mount installation
- ABS housing and durable acrylic lens protect against corrosion
- Three wire design
- Current draw: 3.5 Amps
- Replacement bulb #1157



# KITS

Driver side and passenger side lighting systems either sold together as sets or in combination with wiring and mounting accessories



## Power Maxx™ LED Combination Kit with Back-up Lights - Over and Under 80"

**C7426**

- Kit includes 2 S/T/T lights, 20' harness with 5 Flat connector, corrosion resistant license plate bracket, mounting hardware and instructions
- Back-up function gives you 350 lumens of light - providing illumination to more accurately back, launch boats or garage trailers
- Side or back mounting options
- Housing and lens sonic welded to create a sealed light and electronics are sealed in epoxy to resist corrosion and moisture
- Current draw: 0.37 Amps per side
- Diodes: Left 15, Right 13



## Power1™ LED Tow Light Kit - Over and Under 80"

**C8494P**

- Kit includes 2 S/T/T lights, 20' wiring harness with 4 Flat connector, corrosion resistant license plate bracket, mounting hardware and instructions
- Stud mount installation
- Electronics sealed in epoxy to resist corrosion
- Current draw: 0.26 Amps per side
- Diodes : Left 5, Right 3



## INCANDESCENT Combination Kit - Over and Under 80"

**C6424**

- Kit includes 2 S/T/T lights, 20' wiring harness with 4 Flat connector, corrosion resistant license plate bracket, mounting hardware and instructions
- Light life prolonged by "Belljar Principle" design requiring no seals or adhesives
- Side or back mounting options
- Current draw 3.5 Amps per side
- Replacement bulbs #194 and #1157



## Power Maxx™ LED Combination Kit with Back-up Lights - Under 80"

**C7425**

- Kit includes 2 S/T/T lights, 20' wiring harness with 5 flat connector, corrosion resistant license plate bracket, mounting hardware and instructions
- Back-up function gives you 350 lumens of light - providing illumination to more accurately back, launch boats or garage trailers
- Side or back mounting options
- Housing and lens sonic welded to create a sealed light and electronics are sealed in epoxy to resist corrosion and moisture
- Current draw: 0.6 Amps per side
- Diodes : Left 13, Right 11

LED SUBMERSIBLE

POWER MAXX  
ULTIMATE PERFORMANCE



**Power MAXX™ LED Combination Kit,  
Clear Lens, Shines Red - Under 80"**  
C5721

- Kit includes 2 S/T/T lights, 20' wiring harness with 4 Flat connector, corrosion resistant license plate bracket, mounting hardware and instructions
- Stud mount installation
- Electronics sealed in epoxy to resist corrosion, moisture and vibration
- Current draw: 0.4 Amps per side
- Diodes : Left 21, Right 16

LED SUBMERSIBLE

POWER MAXX  
ULTIMATE PERFORMANCE



**Power MAXX™ LED Combination Kit -  
Over and Under 80"**  
C7423

- Kit includes 2 S/T/T lights, 20' wiring harness with 4 Flat connector, corrosion resistant license plate bracket, mounting hardware and instructions
- Side or back mounting options
- Electronics sealed in epoxy to resist corrosion, moisture and vibration
- Current draw: 0.4 Amps per side
- Diodes : Left 10, Right 8

LED SUBMERSIBLE

POWER 1



**Power1™ LED Combination Kit - Under 80"**  
C6423PTM

- Kit includes 2 S/T/T lights, 20' wiring harness with 4 Flat connector, corrosion resistant license plate bracket, mounting hardware and instructions
- Stud mount installation
- Electronics sealed in plastic casing inside of the housing
- Current draw: 0.26 Amps per side
- Diodes : Left 4, Right 2

LED SUBMERSIBLE

POWER 1



**Power1™ LED Submersible Tow Set - Under 80"**  
C8393PTM

- Driver and passenger lights only
- Stud mount installation
- Electronics sealed in plastic casing inside the housing
- Current draw: .26 Amps per side
- Diodes: Left 4, Right 2

SUBMERSIBLE



**INCANDESCENT Combination Kit - Under 80"**  
C6423

- Kit includes 2 S/T/T lights, 2 side markers, 20' wiring harness with 4 Flat connector, corrosion resistant license plate bracket, mounting hardware and instructions
- Stud-mount installation
- ABS housing and durable acrylic lens protect against corrosion
- Current draw: 3.5 Amps per side
- Replacement bulbs #168 and #1157

**INCANDESCENT Submersible Combination Kit - Under 80"**  
C6421

- Kit includes 2 S/T/T lights, 20' wiring harness with 4 Flat connector, corrosion resistant license plate bracket, mounting hardware and instructions
- Light life prolonged by "Belljar Principle" design requiring no seals or adhesives
- Acrylic lens with gasket creates air pocket, preventing water from corroding bulb
- Current draw: 3.5 Amps per side
- Replacement bulbs #168 and #1157



**Power Maxx™ LED 6" Oval with Backup Kit  
C566RK**

- Kit includes 2 S/T/T lights, 2 grommets and 20' wiring harness with 5-flat connector
- Back up function gives you 350 Lumens of light – providing illumination to more accurately back or garage trailers
- Housing and lens sonic welded to create a sealed light and electronics are sealed in epoxy to resist corrosion and moisture
- Current draw: 0.6 Amps per light
- Diodes: 14



**Power Maxx™ LED 4" Round with Back-up Lights  
C546RK**

- Kit includes 2 S/T/T lights, 2 grommets and 20' wiring harness with 5-flat connector
- Back up function gives you 350 Lumens of light - providing illumination to accurately back or garage trailers
- Housing and lens sonic welded to create a sealed light and electronics are sealed in epoxy to resist corrosion and moisture
- Current draw: 0.46 Amps per light
- Diodes: 12 per light



**Power MAXX™ LED Low-Profile Combination Kit -  
Over and Under 80"  
C7280**

- Kit includes 2 S/T/T lights, 20' wiring harness with 4 Flat connector, corrosion resistant license plate bracket, mounting hardware and instructions
- Surface mounting on 2" or 4" mounting center
- Electronics sealed in epoxy to resist corrosion, moisture and vibration
- Current draw: 0.4 Amps per side
- Diodes : Left 10, Right 8



**NEW  
Power1™ LED Low-Profile Combination Kit - Over and Under 80"  
C8090P**

- Kit includes 2 S/T/T lights, 20' wiring harness with 4 Flat connector, corrosion resistant license plate bracket, mounting hardware and instructions
- Surface mounting on 2" or 4" mounting center
- Electronics sealed in epoxy to resist corrosion, moisture and vibration
- Current draw: 0.26 Amps per side
- Diodes: Left 6, Right 4



**Incandescent Low-Profile, Sealed Capsule Combination Kit -  
Over and Under 80"  
C6288**

- Kit includes 2 S/T/T lights, 20' wiring harness with 4 Flat connector, corrosion resistant license plate bracket, mounting hardware and instructions
- Sealed capsule prevents premature bulb failure and corrosion
- ABS plastic housing and durable acrylic lens provide protection against corrosion
- Current draw: 3.5 Amps per side
- Replacement bulbs #194 and #2057



**Incandescent Low-Profile Combination Kit - Over and Under 80"  
C6285**

- Kit includes 2 S/T/T lights, 20' wiring harness with 4 Flat connector, corrosion resistant license plate bracket, mounting hardware and instructions
- Light life prolonged by "Belljar Principle" design requiring no seals or adhesives
- ABS plastic housing and durable acrylic lens provide protection against corrosion
- Current draw: 3.5 Amps per side
- Replacement bulbs #194 and #1157

# TOWING MADE SAFE AND EASY



## PowerMAXX™ Wireless LED Magnetic Tow Light Kit

1. Plug-in transmitter to tow vehicle 4 wire flat
2. Attach magnetic transmitter to tow vehicle or trailer
3. Position and turn on magnetic wireless lighting
4. Lights are magnetized - but use loops on side of light housing to secure to trailer



AA Battery powered within magnet base



**PLUG-IN SIMPLE!®**  
Plug transmitter into vehicle 4 Flat connector. No cutting, no splicing.

# MAGNETIC TOW LIGHT KITS



**PATENTED**

**LED SUBMERSIBLE**

## PowerMAXX™ Wireless LED Magnetic Tow Light Kit C6304

- Kit includes 2 S/T/T lights, wireless transmitter with 4 Flat connector, mounting hardware and instructions
- Provides over 65' of wireless operation and DOT compliant stop, turn and tail functions for your trailer or towed vehicle
- Tough polycarbonate base and lens and non-scratch heavy-duty magnetic base for secure mount - resin tie-down loops to help securely hold lights
- 4 AA alkaline batteries required per light (not included)
- Diodes : 10

**LED SUBMERSIBLE**  
**POWERMAXX™**  
ULTIMATE PERFORMANCE



## PowerMAXX™ LED Magnetic Tow Light Kit C7300

- Kit includes 2 towing lights, 20' wiring harness with 4-way connector
- Provides DOT compliant stop, turn and tail functions for your trailer or towed vehicle
- Tough polycarbonate base and lens and non-scratch heavy duty magnetic base for secure mount
- Current draw: Tail 0.26 Amps, 0.51 Amps Stop
- Diodes : 12



## Two-Sided INCANDESCENT Magnetic Towing Light Kit - Under 80" C6300 - Amber/Red

6302 - Amber/Red (With carrying case)

- Kit includes 2 towing lights and 20' wiring harness with 4 Flat connector
- Front side shine amber and back shine red
- Provides DOT compliant stop, turn and tail functions for your trailer or towed vehicle
- Tough polycarbonate base and lens and non-scratch, heavy-duty magnetic base for secure mount
- Current draw: 2.0 Amps / side

# BACK-UP / UTILITY / LICENSE PLATE LIGHTS CUSTOMIZE.

Give your vehicle or trailer a custom look while increasing visibility





# BACK-UP

Reverse function illumination



LED SUBMERSIBLE



**6" LED Oval Back-Up**  
561BC (Bulk, 20 pk)

- Grommet mount installation
- Housing and lens sonic welded to create a sealed light
- Current draw: 0.14 Amps
- Diodes : 10

LED SUBMERSIBLE



**6" LED Oval Back-Up**  
563BC (Bulk, 50 pk)

- Surface mount installation
- Housing and lens sonic welded to create a sealed light
- Two wire design
- Current draw: 0.14 Amps
- Diodes : 10

SUBMERSIBLE



**6" Oval Back-Up with Grommet and Plug**  
B672UK

- Grommet mount installation
- Housing and lens sonic welded to create a sealed light
- Current draw: 2.40 Amps

LED SUBMERSIBLE



**LED Multi-Function Back-Up/Utility**  
C2080

- Fits into standard 7 Blade connector
- Back-up function: 150 lumens of light will illuminate whenever the vehicle is put into reverse
- Brake function: Light will illuminate whenever the brake is used
- Work/flashlight function: Light illuminates when switch is turned to the on position. Use while the light is plugged into the 7 Blade plug or take the light out and use as a flashlight. Flashlight mode requires 3 AAA batteries (not included)
- Current draw: 1.25 Amps
- Diodes : 13

LED SUBMERSIBLE



**LED Low-Profile Back-Up Light Bar**  
3491C (Bulk, 10 pk)

- Surface mount installation
- Housing and lens sonic welded to create a sealed light
- Current draw: .1 Amps
- Diodes : 9

LED SUBMERSIBLE



**4" LED Round Back-Up**  
542BC (Bulk, 20 pk)

- Grommet mount installation
- Housing and lens sonic welded to create a sealed light
- Current draw: 0.14 Amps
- Diodes : 10



**SUBMERSIBLE**



**4" Round Sealed Back-Up B95C**

- Grommet mount installation
- Housing and lens sonic welded to create a sealed light
- Current draw: 2.50 Amps



**Chrome plated Back-Up with Grommet and Plug B669BU**

- Surface mount installation
- Single wire design grounds through mounting hardware
- Replacement bulb #1156
- Current draw: 1.50 Amps



**Back-Up/Utility C8020**

- Fits into standard 7 Blade connector
- Adds additional visibility to the rear of the vehicle when backing up in low light conditions
- 35 Watt halogen bulb
- Current draw: 2.85 Amps




**Back-Up Beeper C8025**

- Fits into standard 7 blade connector
- Beeps when vehicle is in reverse
- Maximum sound of 97 decibels



# UTILITY

Dome or multipurpose lighting



**Interior**

**LED**



**6" Rectangular Exterior LED with On/Off Switch C393S**

- Surface mount installation
- Two wire design
- 400 lumens - offers a bright light that won't give off heat
- Current draw: 0.36 Amps



**6" Rectangular Exterior INCANDESCENT with On/Off Switch B393S**

- Surface mount installation
- Two wire design
- Replacement bulb #1156
- Current draw: 1.70 Amps



## Exterior / Utility

LED



### LED Interior with On/Off Switch

**398SB** (Bulk, 50 pk)

- Surface mount installation
- Two wire design
- 6 High-power LEDs
- Current draw: 0.17 Amps

LED



### LED Interior

**C397S**

**C397SB** (Bulk, 100 pk)

- Surface mount installation
- Two wire design
- 400 lumens- offers a bright light that won't give off heat
- Current draw: 0.16 Amps
- Diodes : 24

LED



### LED Interior with On/Off Switch

**C394S**

- Surface mount installation
- Two wire design
- 150 lumens- offers a bright light that won't give off heat
- Current draw: 0.15 Amps



### 4½" INCANDESCENT Rectangular Utility with On/Off Button

**B450C**

- Surface mount installation
- Two wire design
- Replacement bulb #1156
- Current draw: 1.70 Amps



### INCANDESCENT Interior with On/Off Switch

**396SB** (Bulk, 10 pk)

- Surface mount installation
- Two wire design
- Replacement bulb #921
- Current draw: 1.70 Amps



## 3/4" LED Round Utility/Specialty Light

LED SUBMERSIBLE



### 3/4" LED Round with Grommet

**C1534BCK - White** (Blister pack)

**C534BCK - White** (Polybag)

**534BCK - White** (Bulk, 50 pk)

- Hardwire design prevents lamp to plug failures and corrosion
- Wire length, 6 inches
- Can be used as utility, step well or cabinet lights
- Easy installs into any 3/4" opening
- Current draw: 0.02 Amps
- Diodes : 1

LED SUBMERSIBLE



### 3/4" LED Round with Grommet - Bullet Connector

**534BCK2B - White** (Bulk, 50 pk)

- Hardwire design prevents lamp to plug failures and corrosion
- Wire length, 6 inches
- Can be used as utility, step well or cabinet lights
- Easy installs into any 3/4" opening
- Current draw: 0.02 Amps
- Diodes : 1

LED SUBMERSIBLE



### 3/4" LED Round with Grommet and Chrome Flange

**C534CK6 - 6 Pack White**

- Hardwire design prevents lamp to plug failures and corrosion
- Wire length, 6 inches
- Can be used as utility, step well or cabinet lights
- Easy installs into any 3/4" opening
- Current draw: 0.02 Amps
- Diodes : 1

LED SUBMERSIBLE



### 3/4" LED Round with Chrome Flange

**534CCK - White** (Bulk, 50 pk)

- Hardwire design prevents lamp to plug failures and corrosion
- Wire length, 6 inches
- Can be used as utility, step well or cabinet lights
- Easy installs into any 3/4" opening
- Current draw: 0.02 Amps
- Diodes : 1

LED SUBMERSIBLE



### 3/4" LED Round with Grommet

**534BBK - Blue** (Bulk, 50 pk)

**534BGK - Green** (Bulk, 50 pk)

- Hardwire design prevents lamp to plug failures and corrosion
- Wire length, 6 inches
- Can be used as utility, step well or cabinet lights
- Easy installs into any 3/4" opening
- Current draw: 0.02 Amps
- Diodes : 1

# LICENSE PLATE LIGHTS

For illuminating the  
license plate area



**Stud Mount**

**LED** **SUBMERSIBLE**



**LED Hooded Stud Mount  
C168**

- Stud mount installation
- Single wire design grounds through the mounting hardware
- Chrome plated housing with clear lens
- Current draw: 0.05 Amps
- Diodes : 5



**INCANDESCENT Hooded Stud Mount  
B170**

- Stud mount installation
- Single wire design grounds through the mounting hardware
- Replacement bulb #194
- Current draw: 0.35 Amps



**Snap-In**

**LED** **SUBMERSIBLE**



**LED Round Snap-In Mount  
B165**

- Chrome plated light snaps into a 1 1/4" diameter hole
- Two wire design
- Offers a bright light that won't give off heat - hooded to reduce glare
- Current draw: 0.04 Amps
- Diodes : 6



**INCANDESCENT Round Snap-In Mount  
B160**

- 160B** (Bulk, 50 pk)
- Chrome plated light snaps into a 1 1/4" diameter hole
  - Single wire design grounds through the mounting hardware
  - Replacement bulb #67
  - Current draw: 0.6 Amps



## Surface Mount

LED SUBMERSIBLE



### LED Surface Mount

**158B** (Bulk, 24 pk)

- Surface mount installation
- Sonic welded housing and lens create a sealed light
- Two wire design
- Current draw: 0.07 Amps
- Diodes : 10



### INCANDESCENT Hooded with Stainless Steel Bracket

**172B** (Bulk, 10 pk)

- Surface mount installation
- Two wire design
- Replacement bulb #194
- Current draw: 0.35 Amps



### INCANDESCENT Hooded Surface Mount

**178B** (Bulk, 50 pk)

- Surface mount installation
- Two wire design
- Replacement bulb #194
- Current draw: 0.25 Amps



### INCANDESCENT Hooded Surface Mount

**174B** (Bulk, 20 pk)

- Surface mount installation using stainless steel bracket
- Single wire design grounds through the mounting hardware
- Replacement bulb #194
- Current draw: 0.35 Amps



### INCANDESCENT Hooded Surface Mount

**B149**

- Surface mount installation
- Single wire design grounds through the mounting hardware
- Replacement bulb #67
- Current draw: 0.6 Amps

LED SUBMERSIBLE



### LED Hooded Surface Mount

**B168**

**168B** (Bulk, 200 pk)

- Surface mount installation
- Two wire design
- Polished chrome plated housing
- Current draw: 0.06 Amps
- Diodes : 2



### INCANDESCENT Hooded Surface Mount

**B461**

- Surface mount installation
- Two wire design
- Replacement bulb #194
- Current draw: 1.70 Amps

# REFLECTORS/ LENSES

## BE VISIBLE.

Choose from a wide variety of shapes, sizes and mounting options





**REFLECTORS**

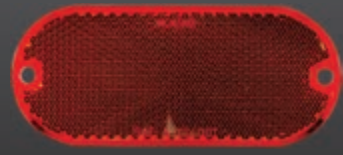


**LENSES**



**CONSPICUITY  
TAPE**





# REFLECTORS

## 1" x 12" Conspicuity

**T280C - Clear** (UPC Label)

**T280R - Red** (UPC Label)

**V280R - 4 pk Red** (Shrink wrap)

**280BC - Clear** (Bulk, 144 pk)

- DOT and SAE compliant for reflective marking
- Surface mount using the adhesive backing or on 3<sup>15</sup>/<sub>16</sub>" centers with two screws (screws not included)
- Hermetically sealed to keep out moisture and dirt
- Will not wrinkle, rip or bubble like tape



## 4<sup>3</sup>/<sub>8</sub>" Rectangular Self-Adhesive

**B188SA - 2 pk Amber**

**B188SR - 2 pk Red**

- Permanent mount adhesive back
- Optional mounting holes (screws not included)
- Durable acrylic lens



## 3<sup>1</sup>/<sub>2</sub>" Rectangular Self-Adhesive with Chrome Bezel

**168SA - Amber**

**168SR - Red**

- Chrome plated bezel
- Permanent mount adhesive back
- Durable acrylic lens

## 3<sup>1</sup>/<sub>8</sub>" Rectangular Self-Adhesive

**B178SAW - 2 pk Amber**

**B178SRW - 2 pk Red**

**T178SA - Amber** (UPC Label)(Bulk, 10 pk)

**T178SR - Red** (UPC Label)(Bulk, 10 pk)

- Permanent mount adhesive back
- Optional mounting holes (screws not included)
- Durable acrylic lens



## 4<sup>3</sup>/<sub>8</sub>" Oblong Self-Adhesive

**B278SAW - 2 pk Amber**

**B278SRW - 2 pk Red**

**T78SA - Amber**

(UPC Label)(Bulk, 10 pk)

**T78SR - Red** (UPC Label)(Bulk, 10 pk)

- Permanent mount adhesive back
- Optional mounting holes (screws not included)
- Durable acrylic lens



## Oval Aluminum

**B888A - Amber**

**B888R - Red**

**888BA - Amber** (Bulk, 100 pk)

**888BR - Red** (Bulk, 100 pk)

- Surface mount installation
- Rustproof aluminum housing
- Mounting hardware not included


## 3<sup>3</sup>/<sub>16</sub>" Round Self-Adhesive

**B38SA - Amber** (Clamshell)

**B38SR - Red** (Clamshell)

**B38SRW - 2 pk Red** (Carded)

- Permanent mount adhesive back
- Durable acrylic lens





## 2<sup>3</sup>/<sub>16</sub>" Round


**58SA - Amber** (Bulk, 100 pk)

**58SR - Red** (Bulk, 100 pk)

- Permanent mount adhesive back
- Durable acrylic lens







**2<sup>3</sup>/<sub>16</sub>" Round**

**58BA - Amber** (Bulk, 100 pk)

**58BR - Red** (Bulk, 100 pk)

- Surface mount installation - mounts with screw through center hole
- Durable acrylic lens
- Mounting hardware not included



**2<sup>3</sup>/<sub>4</sub>" x 1<sup>1</sup>/<sub>4</sub>" Rectangular Self-Adhesive**

**88BA - Amber**

**88BR - Red**


- DOT and SAE compliant for reflective marking
- Permanent mount adhesive back
- Hermetically sealed to keep out moisture and dirt



**Emergency Warning Triangles**

**7500**


- 3-pack with storage case
- Weighted bases
- Reflective faces



**White/Red Conspicuity Tape**

**C285RW** - (30 ft. roll carded)

- FMVSS108 compliant
- Industrial strength adhesive for mounting on flat or curved surfaces
- 4X greater reflectivity, higher visibility at long range and tougher durability than conventional conspicuity reflectors
- Each red/white pattern measures 18" (11" red and 7" white)



**White/Red Conspicuity Tape**

**B280RW** - (4 pk Polybag)

- FMVSS108 compliant
- Industrial strength adhesive for mounting on flat or curved surfaces
- 4X greater reflectivity, higher visibility at long range and tougher durability than conventional conspicuity reflectors
- Each red/white pattern measures 18" (11" red and 7" white)




**9" x 12" Yellow Conspicuity Tape**

**B280A** - (4 pk Polybag)

- Designed for agriculture equipment on roadways
- Industrial-strength adhesive for mounting on flat or curved surfaces
- Meet and exceed the requirements for ASTM D4956-13, ANSI/SAE, S276.7 & S279.17


# REPLACEMENT LENSES



Lens for 81 / 82 / 83 / 91 / 92 / 93 / 94 / C6421 / C6423  
C6424 / 83QB / 93QB / 69500S / 695015 / 69502S / 69503S  
69600SK / 69601SK / C83PTM / C93PTM / C6423PTM / C8393PTM  
B983 - Red  
T983B - Red (UPC Label)(Bulk, 10 pk)



Lens for B99SW  
B999R - Red




Lens for 567  
B9106A - Amber  
B9106R - Red




Lens for 430 / 3552  
B9216R - Red



**Lens for 55UW / 55SW**  
**B9460R - Red**



**Lens Kit for C6423**  
**B9423K**



**Lens for 423A / 423R**  
**B9423A - Amber**  
**B9423R - Red (Polybag)**  
**859423R - Red (Clamshell)**



**Lens for 444**  
**B9444A - Amber**  
**B9444R - Red**



**Lens for 486**  
**B9486A - Amber**  
**B9486R - Red**



**Lens for 482TW2**  
**B9610A - Amber**  
**B9610R - Red**



**Lens for 484**  
**B9899A - Amber**  
**B9899R - Red**

# BRACKETS, PLUGS AND GROMMETS FUNCTIONAL.

Hopkins® offers brackets, plugs and grommets to meet the functional and decorative needs of your customers





**BRACKETS**



**PLUGS**



**GROMMETS**



# BRACKETS PLUGS GROMMETS



**Black Mounting Bracket**  
92232B (Bulk, 100 pk)



**Mounting Bracket Kit**  
92232BK - Black (Bulk, 100 pk)



**Steel Mounting Bracket for 6" Oval Lights**  
92233 (Bulk, 10 pk)



**Steel Mounting Bracket for 4" Round Lights**  
92227 (Bulk, 10 pk)



**Universal Plastic License Bracket**  
B192 (Bulk, 12 pk)



**Universal Plastic License Bracket**  
T182B (Bulk, 10 pk)



**90° Side-By-Side Clearance / Marker Plug**  
B93875  
93875 (Bulk, 100 pk)



**Clearance / Marker Plug**  
B938751  
938751 (Bulk, 100 pk)



**NEW**  
**ENDURANCE**  
PROFESSIONAL GRADE  
**Straight 2-Wire Pigtail for Clearance Lights**  
B93875EG



**NEW**  
**ENDURANCE**  
PROFESSIONAL GRADE  
**90 Degree 3-Wire Pigtail for Stop/Tail/Turn Lights**  
B93876EG



**Straight Stop / Tail / Turn Plug**  
**B93874**  
 93874 (Bulk, 100 pk)



**90° Stop / Tail / Turn Plug**  
**B93876**  
 93876 (Bulk, 100 pk)



**Straight Stop and Turn Plug**  
**938741** (Bulk, 100 pk)



**90° Stop and Turn Plug**  
**938761** (Bulk, 50 pk)



**Grommet for 6" Oval Lights**  
**B95233**  
 95233 (Bulk, 50 pk)



**Grommet for 4" Round Lights**  
**B95227**  
 95227 (Bulk, 50 pk)



**Mounting Grommet**  
**95129** (Bulk, 100 pk)



**Grommet for 2½" Lights**  
**95206-1** (Bulk, 50 pk)



**Grommet for 2" Lights with Plug**  
**B95208K**



**Grommet for 2" Lights, Closed Back**  
**95208-3** (Bulk, 50 pk)



**Grommet for 2" Sealed Lights**  
**95208-1** (Bulk, 100 pk)



**Chrome Bezel for 3490R and 3491R**  
**97013** (Bulk, 10 pk)

# ENDURANCE™

PROFESSIONAL GRADE

## ULTIMATE PERFORMANCE

Extensive field research shows that standard connectors do not meet consumers' expectations for durability or ease of use.

Endurance™ products are designed with maximum durability, enhanced weatherproofing and superior ergonomics backed by an industry leading 3-year performance guarantee.



**STEP UP TO  
ENDURANCE™**

Scan this QR code to  
experience the quality

### MAXIMUM DURABILITY

Lids open 180 degrees, dust covers and internal seals make for long-lasting performance



### SUPERIOR ERGONOMICS

Larger, more intuitive grips for connecting and disconnecting ease







## PREMIUM PACKAGING

Consumer-oriented packaging that invites users to see the difference



## GUARANTEED PERFORMANCE

Endurance™ offers industry leading 3-year warranty



ENDURANCE™ PROFESSIONAL GRADE



A SIMPLER AND MORE REWARDING TOWING EXPERIENCE™

# LIGHTS NOT WORKING?

## ENDURANCE™ GROUND

BREAKTHROUGH INNOVATION PREVENTS  
THE CAUSE OF 80% OF ELECTRICAL FAILURES

- Proprietary Rubber Seal
- Encapsulated Stainless Steel Washer
- Serrated Edge Washer
- Protected Ground Surface



( EXPOSED METAL )



PATENTED

### Proprietary Design

Unique Rustproof Design Maintains  
Perfect Ground Conditions

### Ultimate Waterproofing

Rubber Seal Prevents Water  
Infiltration and Corrosion

Step Your Shoppers Up To Endurance Professional Grade



**PATENTED**  
**Easy-Pull™ 4 Flat** (Length, 24 inches)  
**47004**



**PATENTED**  
**Easy-Pull™ 4 Flat** (Length, 48 inches)  
**47114**



**PATENTED**  
**Easy-Pull™ 4 Flat** (Length, 12 inches)  
**48144**



**PATENTED**  
**Easy-Pull™ LED Test 4 Flat**  
(Length, 12 inches)  
**48148**



**PATENTED**  
**7 Blade to 7 Blade Extension**  
(Length, 8 feet)  
**20049**



**PATENTED**  
**Multi-Tow® 7 Blade to 6, 5 & 4**  
**47570**



**PATENTED**  
**LED Test 7 Blade to 5 Flat**  
**47390**



**PATENTED**  
**LED Test 7 Blade to 4 Flat**  
**47340**



**PATENTED**  
**Endurance™ Easy-Pull™ LED Test Flex 7 Blade to 4 Flat**  
**47348**



**PATENTED**  
**LED Test 6 Round to 4 Flat**  
**47320**



**Flex-Coil™**  
**47065 - 7 Blade to 4 Flat**  
(Length, 3 feet)  
**47083 - 7 Blade to 6 Round**  
(center pin auxiliary)(Length, 3 feet)  
**47085 - 7 Blade to 6 Round**  
(center pin electric brake)(Length, 3 feet)



**Flex-Coil™ with Nite-Glow™**  
**47053 - 7 Blade to 6 Round** (6 feet)  
**47015 - 7 Blade to 4 Flat** (3 feet)  
**47075 - 7 Blade to 5 Flat** (3 feet)  
**47043 - 7 Blade to 4 Round** (6 feet)  
**47055 - 6 Round to 6 Round** (8 feet)  
**47045 - 4 Round to 4 Round** (8 feet)

**TRAILER  
SIDE  
CONNECTORS**



See Page 86



**PATENTED**  
**Easy-Pull™ LED Test 4 Flat**  
(Length, 12 inches)  
**48138**



**PATENTED**  
**Easy-Pull™ 4 Flat** (Length, 12 inches)  
**48114**



**PATENTED**  
**Easy-Pull™ 4 Flat Y-Harness**  
(Length, 20 feet)  
**48244**



**PATENTED**  
**7 Blade (Metal)**  
**48510**



**PATENTED**  
**7 Blade (Plastic)**  
**48500**



**PATENTED**  
**6 Round (Metal)**  
**48440**



**PATENTED**  
**5 Flat Set** (Length, 48 inches)  
**47890**



**PATENTED**  
**5 Flat** (Length, 18 inches)  
**47910**



**PATENTED**  
**4 Flat Y-Harness** (Length, 20 feet)  
**48240**



**PATENTED**  
**4 Flat** (Length, 12 inches)  
**48110**



**PATENTED**  
**Quick-Fix™ LED Test 4 Flat**  
**48192**



**PATENTED**  
**7 Blade Molded Cable** (Length, 3 feet)  
20022



**PATENTED** **5th Wheel Wiring Kits** (10 feet)  
40147 - Ford    40157 - Ford    40167 - Ford  
40177 - Ford    42137 - Dodge    43397 - Toyota  
41157 - Chevy/GMC/Ford/Dodge/Nissan/Toyota/Ram  
41158 - Chevy/GMC/Ford/Dodge/Nissan/Toyota/Ram (Length, 6 feet)



**PATENTED**  
**Multi-Tow® 7 Blade & 4 Flat Twist Mount**  
40920



**PATENTED**  
**7 Blade Twist Mount**  
40930



**PATENTED**  
**7 Blade Quick Installation**  
40940



**PATENTED**  
**Multi-Tow® 7 Blade and 4 Flat Quick Installation**  
40950



**PATENTED**  
**Multi-Tow® OE 7 Blade & 4 Flat Replacement**  
40952



**NEW**  
**PATENT PENDING**  
**Endurance Multi-Tow Replacement**  
40970



**NEW**  
**PATENT PENDING**  
**Endurance Multi-Tow LED Test Replacement**  
40973



**PATENTED**  
**Dodge/Chrysler/Jeep O.E.M. Quick-Install™ Wiring Kit**  
42190



**PATENTED**  
**PWM Converter**  
46370



**PATENTED**  
**Multi-Tow® 4 Flat to 7 Blade and 4 Flat Wiring Kit**  
47180



**PATENTED**  
**Multi-Tow® 4 Flat to 7 Blade & 4 Flat**  
47188



**PATENTED**  
**4 Flat to 7 Blade Quick-Install™ Wiring Kit**  
47200



**PATENTED**  
**Universal Quick-Install™ Wiring Kit**  
47210



**PATENTED**  
**Easy-Pull™ 4 Flat** (Length, 48 inches)  
48044



**PATENTED**  
**Easy-Pull™ LED 4 Flat** (Length, 48 inches)  
48058



**PATENTED**  
**Quick-Fix™ LED Test 4 Flat**  
48190



**PATENTED**  
**6 Round (Metal)**  
48430



**PATENTED**  
**Multi-Tow® 7 Blade, 5 & 4 Flat**  
48470



**PATENTED**  
**Multi-Tow® 7 Blade & 4 Flat**  
48474



**PATENTED**  
**7 Blade**  
48480



**NEW**  
**PATENTED**  
**Endurance™ Replacement Ground Kit**  
49040, 49050, 49060, 49070



**PATENTED**  
**Easy-Pull™ 4 Flat Tester**  
48718

# ADAPTERS

## DON'T REWIRE. ADAPT.

Hopkins® Plug-In Simple!® adapters prevent the need to rewire a vehicle or trailer when the connector styles do not match. Simply plug in and start towing!




### VALUE ADDED SELLING

This QR code accesses a mobile drop-down guide that helps consumers select the correct Plug-In Simple!® adapter.



**ENDURANCE™**



**MULTI-TOW®**



**NITE-GLOW™**




# ADAPTER SELECTION CHART

Find the vehicle side connector below, then match it with the trailer side connector. For added value and consumer benefits, look for adapter options with Endurance™, LED Test, Multi-Tow® and Nite-Glow™ features.

	Vehicle Side	Trailer Side	Description	BEST			BETTER	GOOD
				Endurance™	LED-Test	Multi-Tow®	Nite-Glow™	Basic
7 BLADE			7 Blade to 4 Flat <small>p. 71</small>	47015, 47065 47340, 47570 47348	47345 47340 47348	47385, 47565, 47570 47575, 47585, 47675, 47382	47015, 47335 47585, 47382	47355 47365
			7 Blade to 5 Flat <small>p. 72</small>	47075 47390	47390	47385, 47570 47675, 47382	47075, 47382	47375
			7 Blade to 6 Round <small>p. 73</small>	47083 47085	47525 47535	47565, 47570 47575, 47585	47585	47545 47555
			7 Blade to 6 Round <small>p. 74</small>	47053			47053	47057
			7 Blade to 12 Volt <small>p. 71</small>			47675		
			7 Blade to 7 Round <small>p. 74</small>					47595
			7 Blade to 4 Round <small>p. 74</small>	47043			47043	47047
7 ROUND			7 Round to 4 Flat <small>p. 75</small>					47405 47407
			7 Round to 6 Round <small>p. 75</small>					47445
			7 Round to 7 Blade <small>p. 75</small>					47425
6 ROUND			6 Round to 4 Flat <small>p. 75</small>	47320	47325 47320			47305 47315
			6 Round to 6 Round <small>p. 76</small>	47055			47055	
			6 Round to 7 Blade <small>p. 76</small>					47435
			6 Round to 6 Square <small>p. 76</small>					47415
4 ROUND			4 Round to 4 Round <small>p. 76</small>	47045			47045	
			4 Round to 4 Flat <small>p. 76</small>					47465
4 Flat			4 Flat to 4 Flat <small>p. 77</small>	47004, 47114 48144, 48148	48143 48148			47105, 47115, 47605, 48145, 48155, 48235
			4 Flat to 5 Flat <small>p. 77</small>					47515
			4 Flat to 7 Blade <small>p. 77</small>					47207





**ENDURANCE**  
PROFESSIONAL GRADE

**Endurance™ Nite-Glow™ Flex-Coil™  
7 Blade to 4 Flat**

**47015**

- Nite-Glow™ illuminates on taillight function verifying continuity
- Stretches to 3 feet
- Easy-grip, heavy-duty connectors with heavy-duty cable



**ENDURANCE**  
PROFESSIONAL GRADE

**Endurance™ Flex-Coil™ 7 Blade to 4 Flat  
47065**

- Keeps wires from dangling on the ground preventing damages or shorts
- Stretches to 3 feet
- Easy-grip, heavy-duty connectors with heavy-duty cable



**ENDURANCE**  
PROFESSIONAL GRADE **PATENTED**

**Endurance™ Multi-Tow®  
7 Blade to 6 Round, 5 and 4 Flat**

**47570**

- Patented Quick-Change™ plug quickly accommodates both 6 Round wiring codes
- Provides four towing options from a single device
- Overbuilt hinge, lid and connector housings provide maximum durability

**ENDURANCE**  
PROFESSIONAL GRADE **PATENTED**

**Endurance™ LED Test Flex 7 Blade to 4 Flat  
47340**

- Provides a flexible reach
- LEDs verify electrical functions
- Ergonomic pistol grip for easier handling
- Dust cover and protected wire for added durability



**ENDURANCE**  
PROFESSIONAL GRADE **PATENTED**

**Endurance™ Easy-Pull™  
LED Test Flex 7 Blade to 4 Flat**

**47348**

- Provides a flexible reach
- LEDs verify electrical functions
- Ergonomic pistol grip and Easy-Pull™ 4-wire flat for easier handling
- Dust cover and protected wire for added durability



**PATENTED**

**Multi-Tow® Nite-Glow™  
7 Blade to 6 Round and 4 Flat  
(center pin auxiliary)**

**47585**

- Nite-Glow™ illuminates on taillight function verifying continuity
- Provides multiple towing options from one connector
- Universal center pin can be switched to auxiliary or electric brake trailer wiring codes

**PATENTED**

**Multi-Tow® 7 Blade to 6 Round and 4 Flat**

**47565** (center pin auxiliary) / **47565B** (Bulk, 20 pk)

**47575** (center pin electric brake) / **47575B** (Bulk, 20 pk)

- Provides multiple towing options from one connector
- Switchable center pin accommodates both 6 Round wiring codes



**PATENTED**

**Multi-Tow® Nite-Glow™  
7 Blade to 5 and 4 Flat**

**47382**

- Nite-Glow™ illuminates on taillight function verifying continuity
- Provides multiple towing options from one connector
- Includes dust covers for protection



**PATENTED**

**Multi-Tow® 7 Blade to 5 and 4 Flat**

**47385 / 47385B** (Bulk, 20 pk)

- Provides multiple towing options from one connector
- Includes dust covers for protection

**PATENTED**

**Multi-Tow® 7 Blade to 5 and 4 Flat**

**47675**

- Provides multiple towing options from one connector
- Turns your 7 Blade connector into a 12 Volt power socket



**PATENTED**

**Nite-Glow™ 7 Blade to 4 Flat**

**47335**

- Nite-Glow™ illuminates on taillight function verifying continuity
- Find your connection in the dark
- Includes dust cover





**PATENTED**  
**LED Test 7 Blade to 4 Flat**

**47345**

**47345B** (Bulk, 20 pk)

- LEDs verify electrical functions
- Includes dust cover



**PATENTED**  
**7 Blade to 4 Flat**

**47355**

**47355B** (Bulk, 20 pk)

- Easy-grip weatherproof design
- Includes dust cover



**7 Blade to 4 Flat**

**47365**

**47365B** (Bulk, 20 pk)

- Provides a flexible reach



**7 Blade to 5 Flat**



**ENDURANCE**  
 PROFESSIONAL GRADE **PATENTED**

**Endurance™ Multi-Tow®**  
**7 Blade to 6 Round, 5 and 4 Flat**

**47570**

- Patented Quick-Change™ plug
- Provides four towing options from a single device
- Overbuilt hinge, lid and connector housings provide maximum durability



Patented Quick-Change™ plug easily allows the consumer to accommodate both 6 Round wiring codes. Simply unplug, twist and plug back in.



**ENDURANCE**  
 PROFESSIONAL GRADE **PATENTED**  
**Endurance™ Flex-Coil™**  
**7 Blade to 5 Flat with Nite-Glow™**  
**47075**

- Keeps wires from dangling on the ground preventing damages or shorts
- Nite-Glow™ illuminates on taillight function
- Stretches to 3 feet



**ENDURANCE**  
 PROFESSIONAL GRADE **PATENTED**  
**Endurance™ LED Test Flex Adapter**  
**7 Blade to 5 Flat**  
**47390**

- Provides a flexible reach
- LEDs verify electrical functions
- Ergonomic pistol grip for easier handling
- Dust cover and protected wire for added durability



**PATENTED**  
**Multi-Tow® 7 Blade to 5 and 4 Flat**  
**47675**

- Provides multiple towing options from one connector
- Turns your 7 Blade connector into a 12 Volt power socket



**PATENTED**  
**Multi-Tow® Nite-Glow™**  
**7 Blade to 5 and 4 Flat**  
**47382**


- Nite-Glow™ illuminates on taillight function and verifies electrical continuity
- Provides multiple towing options from one connector
- Includes dust covers



**PATENTED**  
**Multi-Tow® 7 Blade to 5 and 4 Flat**  
**47385**

**47385B** (Bulk, 20 pk)

- Provides multiple towing options from one connector
- Includes dust covers



**7 Blade to 5 Flat**  
**47375**

**47375B** (Bulk, 20 pk)

- For use with marine trailers equipped with surge brakes
- Includes dust cover



## 7 Blade to 6 Round



**ENDURANCE**  
PROFESSIONAL GRADE

### Endurance™ Flex-Coil™ 7 Blade to 6 Round (center pin auxiliary)

47083

- Keeps wires from dangling on the ground preventing damages or shorts
- Stretches to 3 feet
- Easy-grip, heavy-duty connectors with heavy-duty cable



**ENDURANCE**  
PROFESSIONAL GRADE

### Endurance™ Flex-Coil™ 7 Blade to 6 Round (center pin electric brake)

47085

- Keeps wires from dangling on the ground preventing damages or shorts
- Stretches to 3 feet
- Easy-grip, heavy-duty connectors with heavy-duty cable



Quick-Change™

**ENDURANCE**  
PROFESSIONAL GRADE

PATENTED

### Endurance™ Multi-Tow® 7 Blade to 6 Round, 5 and 4 Flat

47570

- Patented Quick-Change™ plug quickly accommodates both 6 Round wiring codes
- Provides four towing options from a single device
- Overbuilt hinge, lid and connector housings provide maximum durability



PATENTED

### Multi-Tow® Nite-Glow™ 7 Blade to 6 Round and 4 Flat (center pin auxiliary)

47585

- Nite-Glow™ illuminates on taillight function and verifies electrical continuity
- Provides multiple towing options from one connector
- Switchable center pin accommodates both 6 Round wiring codes



PATENTED

### Multi-Tow® 7 Blade to 6 Round and 4 Flat (center pin auxiliary)

47565

47565B (Bulk, 20 pk)

- Provides multiple towing options from one connector
- Switchable center pin accommodates both 6 Round wiring codes



PATENTED

### Multi-Tow® 7 Blade to 6 Round and 4 Flat (center pin electric brake)

47575

47575B (Bulk, 20 pk)

- Provides multiple towing options from one connector
- Switchable center pin accommodates both 6 Round wiring codes



PATENTED

### LED Test 7 Blade to 6 Round (center pin auxiliary)

47525

- Built-in troubleshooting
- LEDs verify electrical functions
- Switchable center pin accommodates both 6 Round wiring codes
- Includes dust cover



PATENTED

### LED Test 7 Blade to 6 Round (center pin electric brake)

47535

- Built-in troubleshooting
- LEDs verify electrical functions
- Switchable center pin accommodates both 6 Round wiring codes
- Includes dust cover



### 7 Blade to 6 Round (center pin auxiliary)

47545

47545B (Bulk, 20 pk)

- Includes dust cover for protection
- Switchable center pin accommodates both 6 Round wiring codes
- Corrosion resistant, tin plated terminals



### 7 Blade to 6 Round (center pin electric brake)

47555

47555B (Bulk, 20 pk)

- Includes dust cover for protection
- Switchable center pin accommodates both 6 Round wiring codes
- Corrosion resistant, tin plated terminals

## HOPKINS® EXCLUSIVE



Trailers with 6 Round connectors are wired in two different ways. Only Hopkins® offers a switchable center pin, satisfying consumer needs and preventing returns.

See page 209 for more information

## 7 Blade Specialties



**ENDURANCE**  
PROFESSIONAL GRADE PATENTED

### Endurance™ 7 Blade to 7 Blade 20049

- Extends the reach of the gooseneck or 5th wheel connector to the back of the tow vehicle
- Length, 8 feet
- Heavy-duty connectors and cable



**ENDURANCE**  
PROFESSIONAL GRADE

### Endurance™ Flex-Coil™ 7 Blade to 6 Round with Nite-Glow™ Kit (center pin electric brake)

47054

- Nite-Glow™ illuminates on taillight function verifying continuity
- Stretches to 8 feet
- Easy-grip, heavy-duty connectors with heavy-duty cable



**ENDURANCE**  
PROFESSIONAL GRADE

### Endurance™ Flex-Coil™ 7 Blade to 6 Round with Nite-Glow™ Kit (center pin electric brake)

47053

- Nite-Glow™ illuminates on taillight function verifying continuity
- Stretches to 8 feet
- Easy-grip, heavy-duty connectors with heavy-duty cable



**ENDURANCE**  
PROFESSIONAL GRADE

### Endurance™ Flex-Coil™ 7 Blade to 4 Round with Nite-Glow™ Kit

47044

- Nite-Glow™ illuminates on taillight function verifying continuity
- Stretches to 8 feet
- Easy-grip, heavy-duty connectors with heavy-duty cable



**ENDURANCE**  
PROFESSIONAL GRADE

### Endurance™ Flex-Coil™ 7 Blade to 4 Round with Nite-Glow™ Kit

47043

- Nite-Glow™ illuminates on taillight function verifying continuity
- Stretches to 8 feet
- Easy-grip, heavy-duty connectors with heavy-duty cable



### Straight Wire 7 Blade to 6 Round Kit

(6 Round center pin electric brake)

47057

- Length, 8 feet
  - Easy-grip, heavy-duty connectors with heavy-duty cable
- (Special order only)



### Straight Wire 7 Blade to 4 Round Kit

47047

- Length, 6 feet
- Easy-grip, heavy-duty connectors with heavy-duty cable

(Special order only)



### 7 Blade to 7 Round

47595

- Die-cast zinc for durability (7 Round)
- Provides a flexible reach



BACK VIEW

**PATENTED**

### Multi-Tow® 7 Blade to 5 and 4 Flat with 12 Volt

47675

- Provides multiple towing options from one connector
- Turns your 7 Blade connector into a 12 Volt power socket
- Weatherproof connector lids and tin plated terminals prevent corrosion



## 7 Round Specialties



**7 Round to 4 Flat**  
**47407**

- Built-in taillight converter for vehicles with independent brake and turn signals
- Provides a flexible reach



**7 Round to 4 Flat**  
**47405**

**47405B** (Bulk, 20 pk)

- Includes dust cover



**Hopkins Towing Solutions®**  
has the largest offering of  
adapters in the industry



**7 Round to 7 Blade**  
**47425**

- Protective convoluted wire tubing
- Provides a flexible reach



**7 Round to 6 Round** (6 Round center pin auxiliary)  
**47445**

- Includes dust cover



## 6 Round to 4 Flat



**ENDURANCE**  
PROFESSIONAL GRADE PATENTED  
**Endurance™ LED Test Flex Adapter**  
**6 Round to 4 Flat**  
**47320**

- Provides a flexible reach
- LEDs verify electrical functions
- Ergonomic pistol grip for easier handling
- Dust cover and protected wire for added durability



**LED Test 6 Round to 4 Flat**  
**47325**

- LEDs verify electrical functions
- Includes dust cover



**6 Round to 4 Flat**  
**47315**

- Die-cast zinc for durability (6 Round)
- Provides a flexible reach
- Includes dust cover



**6 Round to 4 Flat**  
**47305**

**47305B** (Bulk, 20 pk)


- Includes dust cover

**ENDURANCE™**  
PROFESSIONAL GRADE

For maximum durability and performance, use an Endurance™ adapter.

Endurance™ adapters come packed with advanced features and the industry's best 3-year warranty.

See page 66 for full offering



## 6 Round Specialties



### Endurance™ Nite-Glow™ Flex-Coil™ 6 Round to 6 Round

47055

- Nite-Glow™ illuminates on taillight function verifying continuity
- Stretches to 8 feet
- Heavy-duty cable



### Endurance™ Nite-Glow™ Flex-Coil™ 6 Round to 6 Round Kit

47056

- Nite-Glow™ illuminates on taillight function verifying continuity
- Stretches to 8 feet
- Heavy-duty cable with matching connectors and mounting brackets



### 6 Round to 6 Square (center pin electric brake)

47415

- Die-cast zinc for durability (6 Round)
- Provides a flexible reach



### 6 Round to 7 Blade (center pin electric brake)

47435

47435B (Bulk, 20 pk)

- Die-cast zinc for durability (6 Round)
- Provides a flexible reach



## Nite-Glow™ ADAPTERS

Towing adapters that illuminate upon activation of the taillight function, verifying electrical continuity



## 4 Round Specialties



### Endurance™ Nite-Glow™ Flex-Coil™ 4 Round to 4 Round

47045

- Nite-Glow™ illuminates on taillight function verifying continuity
- Stretches to 8 feet
- Heavy-duty cable



### Endurance™ Nite-Glow™ Flex-Coil™ 4 Round to 4 Round Kit

47046

- Nite-Glow™ illuminates on taillight function verifying continuity
- Stretches to 8 feet
- Heavy-duty cable with matching connectors and mounting brackets



### 4 Round to 4 Flat

47465

- Die-cast zinc for durability (4 Round)
- Provides a flexible reach
- Includes dust cover





**ENDURANCE**  
PROFESSIONAL GRADE PATENTED

**Endurance™ Easy-Pull™ LED Test  
4 Flat Extension  
48148**

- LEDs verify electrical functions
- Length, 12 inches
- Easiest to remove, easiest to install
- Includes dust cover and terminal grease



**ENDURANCE**  
PROFESSIONAL GRADE PATENTED

**Endurance™ Easy-Pull™ 4 Flat Extension  
47114**

- Easiest to remove, easiest to install
- Length, 48 inches
- Includes dust cover and terminal grease



**ENDURANCE**  
PROFESSIONAL GRADE PATENTED

**Endurance™ Easy-Pull™  
4 Flat Extension  
47004**

- Easiest to remove, easiest to install
- Length, 24 inches
- Includes dust cover and terminal grease



**ENDURANCE**  
PROFESSIONAL GRADE PATENTED

**Endurance™ Easy-Pull™  
4 Flat Extension  
48144**

- Easiest to remove, easiest to install
- Length, 12 inches
- Includes dust cover and terminal grease



**LED Test 4 Flat Extension  
48143**

**48143B** (Bulk, 20 pk)

- LEDs verify electrical functions
- Length, 12 inches
- Includes dust cover



**4 Flat Extension  
48235**

- Extends wiring system for more flexibility
- Length, 10 feet
- Includes dust cover



**4 Flat Extension  
47115**

**47115B** (Bulk, 20 pk)

- Extends wiring system for more flexibility
- Length, 48 inches
- Includes dust cover and terminal grease



**4 Flat Extension  
47105**

**47105B** (Bulk, 20 pk)

- Utilizes an exterior vehicle frame ground
- Length, 32 inches
- Includes dust cover and terminal grease



**4 Flat Extension  
48145**

- Extends wiring system for more flexibility
- Length, 12 inches



**4 Flat Splitter  
48155**

- Splits existing 4 Flat into two connectors
- Length, 12 inches



**4 Flat to 7 Blade  
47207**

- Provides a flexible reach
- Wired for stop/turn/tail functions



**4 Flat to 5 Flat  
47515**

- For use with marine trailers equipped with surge brakes
- Bullet terminal and splice connector included
- Retrofits existing 4 Flat to a 5 Flat



**4 Flat Knockout  
47605**

- For use with 1.25 inch diameter hole or bracket #48605
- Includes dust cover

# BRAKING



## BRAKE CONTROL EXCELLENCE

Part#: 47297 Product Name: InSIGHT™ Flex-Mount™ Brake Control



*Install takes little time and mounts out of the way, wherever you need it - No more banged up knees from brick brake controls. Everyone who has trailer brakes should have an InSight. This thing is the future of trailer braking! Hats off to Hopkins - A. Sherman*





**BRAKE  
CONTROLS**



**CONNECTORS**



**BREAK-AWAY  
KITS**



# BRAKE CONTROL EVOLUTION

## BUILT FOR TODAY'S EVOLVING TOW VEHICLES

The InSIGHT™ brake control solves the problem of inconvenient mounting, out-of-reach controls and difficult to see displays.



47297

InSIGHT™ FLEX-MOUNT™ Brake Control

LIFETIME WARRANTY

- **Flex-Mount™ Versatility**

Creates the perfect install for any vehicle

- **No-Tools-Required Installation**

Plug-In Simple!® components just plug in and start towing

- **Increased User Control**

Flexible installation brings manual controls within reach and helps keep eyes on the road

- **Advanced Proportional Technology**

Inertia activated braking mirrors the braking of the tow vehicle, creating safe, smooth stops

- **Added Benefits**

- 7 sensitivity settings for advanced braking control
- Short proof protected
- Up to 8 trailer brake capacity



SCAN HERE  
TO SEE IT IN ACTION  
AND VISIT THE SITE

## FLEX-MOUNT™ VERSATILITY



FLEX-DISPLAY™

FLEX-CONTROL™

SMART-BOX™
















Always in sight

Always in reach

Mounts out of the way


# CONSUMER TESTED, CONSUMER APPROVED.

★★★★★ I have driven now almost 3000 miles with a Hopkins Agility Brake Control. The setup was easy and adjustment was simple. I would recommend this to anyone towing and needing a brake controller. I have used several other brake controllers and this one is superior. - N. CLAAR

TRAILER BRAKE CONTROLS		BRAKING CAPACITY	FLEXIBLE MOUNT™ VERSATILITY	NO TOOLS REQUIRED INSTALLATION	SENSITIVITY LEVELS	ELECTRIC/HYDRAULIC	BRAKE FAILURE NOTIFICATION	TRAILER CONTINUITY	SHORT PROTECTION	LIFETIME WARRANTY
PROPORTIONAL / PROGRESSIVE	<b>InSIGHT™</b> 47297 	   	●	●	7	●	●	●	●	●
	<b>AGILITY™</b> 47294 	   			5	●	●	●	●	●
TIME BASED	<b>IMPULSE™</b> 47235 	  				●	●	●	●	●
	<b>BRAKE-FORCE™</b> 47225 	 							●	●

# UNIVERSAL BRAKE CONTROL CONNECTORS

Make your brake control installation easy!  
No more running wires through the firewall or searching for the stop switch.



Works on brake controls with bare wires



## NISSAN / INFINITI 47625

Armada	2004-20
Titan	2004-19
Frontier	2004-22
Pathfinder	2004-20
Xterra	2004-13
QX-56	2004-15
NV Van	2012-20
QX60	2014-23
QX80	2014-22



## FORD 47695

F-Series Pickup	1992-93
Bronco	1992-93



## FORD / MERCURY / LAND ROVER / LINCOLN 47705 / 47705B (Bulk, 20 pk)

Bronco	1994-96	Windstar	1995-03
F-150	1994-08	Mountaineer	2002-10
F-250 / F-350	1994-04	LR3	2005-10
Expedition	1997-12	LR4	2010-14
Van (full size)	1994-08	Range Rover	2005-15
F-53 Motorhome Chassis	2000-14	Mark LT	2007-08
Excursion	2000-05	MKT	2010-11
Explorer	2000-19	Navigator	1998-12
Flex	2006-11	Aviator	2003-05



## FORD 47725

F-450 / F-550	2005-07
---------------	---------



## DODGE / CHRYSLER 47745 / 47745B (Bulk, 20 pk)

Dakota	1997-11
Durango	1998-09
Ram Pickups	1995-09
Aspen	2007-09



## CHEVY / GMC / CADILLAC / HUMMER 47775 / 47775B (Bulk, 20 pk)

Avalanche	2002-06	Tahoe	2000-06
Silverado	1999-06	Yukon	2000-06
Silverado (classic)	2007	Denali	1999-06
Sierra	1999-06	Escalade	2000-06
Sierra (classic)	2007	H2	2003-07
Suburban	2000-06	H2 SUT	2003-07



## TOYOTA / LEXUS 47805

4-Runner	2003-21
Land Cruiser	2003-11, 13-17
Sequoia	2002-21
Tundra	2003-14
Tacoma	2005-15
GX 460	2010-18
GX 470	2003-10
LX 570	2008-11, 13-18



## FORD / LINCOLN 47825

F-150	2009-23
F-250, F-350	2017-23
F-450, F-550	2017-22
Expedition	2015-23
Flex	2012-19
MKT	2012-19
Navigator	2015-23



## FORD / LINCOLN 47835

F-250	2005-16	Econoline Van	2009-15
F-350	2005-16	F-350 RV	2009-11
F-450	2008-16	F-450 RV	2009-11
F-550	2008-16	Expedition	2013-14
Navigator	2013-14	Transit T-150	2015-22
		Transit T-250	2015-22
		Transit T-350	2015-22



## BUICK / CHEVY / GMC SATURN 47865

Enclave	2008-22
Traverse	2009-22
Acadia	2007-22
Acadia Limited	2017
Outlook	2007-10



## HONDA 47925

Pilot	2006-21
Ridgeline	2006-14
Ridgeline	2017-19



## DODGE / RAM 53025

1500	2009-12
2500	2010-12
3500	2010-12



## DODGE / JEEP 53045

Durango (w/tow)	2011-22
Grand Cherokee (w/tow)	2011-23



## DODGE / RAM 53065

1500	2013-14
2500	2013-14
3500	2013-14



## RAM 53057

1500	2015-23
2500	2015-23
3500	2015-23



## CHEVY / GMC 53085

Silverado 1500	2015-19
Silverado 1500 LD (trim IV)	2019
Silverado 2500, 3500	2015-19
Denali	2015-22
Sierra 1500	2014-19
Sierra 1500 Limited	2019
Sierra 2500, 3500	2014-19
Suburban 1500, 3500HD	2015-20
Tahoe	2015-20
Escalade / EXT / ESV	2014-22
Yukon / Yukon XL	2015-19




## UNIVERSAL BRAKE CONTROL KIT 47275 (wiring info - p 139)

(For vehicles w/o tow pkg)  
**Everything needed to install brake controls**  
• 10 Zip Ties, 4 Butt Splices, 3' Red Wire (16 Gauge), 1 Splice Connector, 1 Ring Connector, 15' Black Wire (12 Gauge), 1 - 20' Amp Fuse/Holder, 15' White Wire (12 Gauge), 25' Blue Wire (12 Gauge)

# PLUG-IN SIMPLE!<sup>®</sup> BRAKE CONTROL CONNECTORS

Many of today's tow vehicles come equipped with trailer tow packages. Tow packages include an O.E.M. brake control harness, found under the dashboard, that makes brake control installations much easier.



Plug-In Simple!<sup>®</sup> Brake Control Connectors  
No cutting. No splicing. No worries!

Wire length: 36 inches

Vehicle Connector (located under dash)



Works on brake controls  
with Quick-Connect plug



## NISSAN / INFINITI 47635

Armada	2004-20
Titan	2004-19
Frontier	2004-22
Pathfinder	2004-20
Xterra	2004-13
QX-56	2004-15
NV Van	2012-20
QX60	2014-23
QX80	2014-22



## FORD / MERCURY / LAND ROVER / LINCOLN 47715

Bronco	1994-96	Windstar	1995-03
F-150	1994-08	Mountaineer	2002-10
F-250 / F-350	1994-04	LR3	2005-10
Expedition	1997-12	LR4	2010-14
Van (full size)	1994-08	Range Rover	2005-15
F-53 Motorhome Chassis	2000-14	Mark LT	2007-08
Excursion	2000-05	MKT	2010-11
Explorer	2000-19	Navigator	1998-12
Flex	2006-11	Aviator	2003-05



## FORD 47735

F-450 / F-550	2005-07
---------------	---------



## DODGE / CHRYSLER 47755

Dakota	1997-11
Durango	1998-09
Ram Pickups	1995-09
Aspen	2007-09



## CHEVY / GMC / CADILLAC / HUMMER 47795

Avalanche	2002-06	Tahoe	2000-06
Silverado	1999-06	Yukon	2000-06
Silverado (classic)	2007	Denali	1999-06
Sierra	1999-06	Escalade	2000-06
Sierra (classic)	2007	H2	2003-07
Suburban	2000-06	H2 SUT	2003-07



## TOYOTA / LEXUS 47815

4-Runner	2003-21
Land Cruiser	2003-11, 13-17
Sequoia	2002-21
Tundra	2003-14
Tacoma	2005-15
GX 470	2010-18
GX 460	2003-10
LX 570	2008-11, 13-18



## TOYOTA 47816

Tundra	2015-22
Tacoma	2016-22



## FORD / LINCOLN 47845

F-150	2009-23
F-250, F-350	2017-23
F-450, F-550	2017-22
Expedition	2015-23
Flex	2012-19
MKT	2012-19
Navigator	2015-23



## FORD / LINCOLN 47855

F-250	2005-16	Econoline Van	2009-15
F-350	2005-16	E-350 RV	2009-11
F-450	2008-16	E-450 RV	2009-11
F-550	2008-16	Expedition	2013-14
Navigator	2013-14	Transit T-150	2015-22
		Transit T-250	2015-22
		Transit T-350	2015-22



## BUICK / CHEVY / GMC SATURN 47875

Enclave	2008-22
Traverse	2009-22
Acadia	2007-22
Acadia Limited	2017
Outlook	2007-10



## HONDA 47935

Pilot	2006-21
Ridgeline	2006-14
Ridgeline	2017-19



## DODGE / RAM 53015

1500	2009-12
2500	2010-12
3500	2010-12



## DODGE / JEEP 53035

Durango (w/tow)	2011-22
Grand Cherokee (w/tow)	2011-23



## DODGE / RAM 53055

1500	2013-14
2500	2013-14
3500	2013-14



## RAM 53056

1500	2015-23
2500	2015-23
3500	2015-23



## CHEVY / GMC / CADILLAC 53075

Silverado 1500	2015-19
Silverado 1500 LD (trim lvl)	2019
Silverado 2500, 3500	2015-19
Denali	2015-22
Sierra 1500	2014-19
Sierra 1500 Limited	2019
Sierra 2500, 3500	2014-19
Suburban 1500, 3500 HD	2015-20
Tahoe	2015-20
Escalade / EXT / ESV	2014-22
Yukon / Yukon XL	2015-19



## CHEVY / GMC / UNIVERSAL / FORD 47685

Avalanche	2007-13
Silverado	2007-13
Sierra	2007-13
Suburban	2007-14
Tahoe	2007-14
Denali	2007-14
Escalade	2007-13
H2	2008-10
H2 SUT	2008-10
Yukon	2007-14
Ranger	2019-23

# INVESTMENT PROTECTION WITH THE ENGAGER™

TRAILER BREAK-AWAY KITS ARE LEGALLY REQUIRED IN MOST STATES AND PROVINCES



The industry leading trailer break-away system just got better with a robust design to withstand the rigors of trailer use and towing environments. Battery charge is easily indicated with the push of a button.



**NEW** **ENDURANCE** PROFESSIONAL GRADE PATENTED  
**ENGAGER™ HD Side-Mount with Endurance™ Ground**

Part No.	Package	Wire Length	Switch Length	Pallet Qty
20098	Retail Box	24"	7"	200

- Built-in battery meter and charger
- Endurance™ ground on box and switch
- Includes LED test switch, cable and pin
- 12 Volt, 5 Amp-hour battery



PATENTED  
**ENGAGER™ HD Side-Mount Break-Away Kit**

Part No.	Package	Wire Length	Switch Length	Pallet Qty
20099	Retail Box	24"	7"	200
20100	Box	24"	7"	168
20300	Bulk Pallet	24"	7"	252
20119	Box	24"	44"	168
20118	Bulk Pallet	24"	44"	252
20396	Bulk Pallet	57"	44"	252
20110	Box	24"	N/A	168

- Built-in battery meter and charger
- LEDs indicate battery charge status
- Includes switch, cable and pin
- 12 Volt, 5 Amp-hour battery



PATENTED  
**ENGAGER™ Flip-Top Break-Away Kit**

Part No.	Package	Wire Length	Switch Length	Pallet Qty
20400	Box	24"	7"	168
20419	Box	24"	44"	168
20418	Bulk Pallet	24"	44"	188

- Built-in battery meter and charger
- LEDs indicate battery charge status
- Includes switch, cable and pin
- 12 Volt, 5 Amp-hour battery



PATENTED  
**Traditional Break-Away Kit**

Part No.	Package	Wire Length	Switch Length	Pallet Qty
20001	Box (includes mounting hardware)	24"	7"	224
20004	Box	24"	7"	224
20019	Box	24"	44"	224
20393	Bulk Pallet	24"	44"	272

- Jack stand or side mountable
- Includes battery charger
- Includes switch, cable and pin
- 2 U-bolts, 4 mounting screws, nuts and washers included
- 12 Volt, 5 Amp-hour battery



PATENTED  
**Standard Side-Mount Break-Away Kit with Charger**

Part No.	Package	Wire Length	Switch Length	Pallet Qty
20103	Box (no charger)	24"	7"	168
20104	Box	24"	7"	168
20304	Bulk Pallet	24"	7"	252

- Built-in charger
- Includes switch, cable and pin
- 3 mounting screws included
- 12 Volt, 5 Amp-hour battery



PATENTED  
**Standard Flip-Top Mount Break-Away Kit**

Part No.	Package	Wire Length	Switch Length	Pallet Qty
20403	Box (no charger)	24"	7"	168
20414	Box	24"	44"	168
20424	Box	24"	44"	188

- Built-in charger
- Includes switch, cable and pin
- 12 Volt, 5 Amp-hour battery




**NEW** **ENDURANCE** PATENTED  
PROFESSIONAL GRADE

**LED Test Break-Away Switch with Endurance™ Ground**

**20058**

- Ground connector prevents rust and corrosion
- LED verifies 12 Volt power is being transferred to the trailer brakes
- Durable pin and vehicle hook-up cable
- Weatherproof design
- Length, 7 inches



PATENTED


**LED Test Break-Away Switch**

**20050 / 20059** (Bulk, No UPC)

- LED verifies 12 Volt power is being transferred to the trailer brakes
- Durable pin and vehicle hook-up cable
- Weatherproof design
- Length, 7 inches

**20060** (Bulk, No UPC)

- Length, 44 inches



PATENTED

**Break-Away Switch**

**20005 / 20010** (Bulk, No UPC)

- Durable pin and vehicle hook-up cable
- Weatherproof design
- Length, 7 inches

**20014** (Bulk, No UPC)

- Length, 44 inches



**Replacement Cable & Pin**

**20052 / 20051** (Bulk, No UPC)

- Durable pin and vehicle hook-up cable for break-away switch



**Break-Away Battery Charger**

**20007 / 20011** (Bulk, No UPC)

- Charges battery when vehicle and trailer are connected
- Installs conveniently inside break-away box
- Impact resistant plastic



**12 Volt Rechargeable Battery**

**20008**

- 5 Amp hour rated battery
- Exceeds D.O.T. regulation 393.43 (d)
- Will hold trailer brakes on for at least 15 min. (1 to 2 axle)



**Weldable Mounting Plate**

**20107**

- For ENGAGER™ Side-Mount (3-hole) Break-Away Kits
- Eliminates the need to drill holes in trailer frame



**Weldable Mounting Plate**

**20407**

- For ENGAGER™ Flip-Top (4/6 hole) Break-Away Kits
- Eliminates the need to drill holes in trailer frame

# TRAILER SIDE STAY EQUIPPED. GET CONNECTED.


Trailer side connectors are electrical plugs attached to the front end of a trailer electrical harness. These connectors consolidate all of the electrical towing functions of a trailer into a single plug for connecting to the vehicle side socket







**ENDURANCE™**



**LED TEST**










**EASY-PULL™**



# TRAILER SIDE CONNECTORS SELECTION CHART


Find the style of trailer side connector you are looking for with the part numbers listed. For added value and consumer benefits look for the connector options with Endurance™, LED test and Nite-Glow™ features.



Trailer Side	Description	Endurance™	LED Test	Nite-Glow™	Basic
	7 Blade p. 89	48500 48510	20086, 20087 20286, 48503 20285	48502	20042, 20043, 20044 20045, 20047, 20048 20146, 20244, 20245 20246, 20248, 48465 48505, 48515
	7 Round p. 89				52024 52027
	6 Round p. 90	48440			20033, 20034, 20036 20136, 48405, 48445 52007, 52008
	5 Flat p. 90	47890, 47910	47913		47895 47915
	5 Round p. 90				48345 48385
	4 Round p. 91				48285, 48295 48325, 52006
	4 Flat p. 91	48110, 48192 48240, 48114 48244, 48138	48133 48138 48192		48105, 48115, 48125 48135, 48165, 48175 48195, 48205, 48215 48245, 48255, 48265

## Specialty Connectors

2 Pole Flat	2 Pole In-Line	4 Pole In-Line	Square Sets
47965 p. 97	47945 p. 97	47955 p. 97	47975, 47985, 47995 p. 93



## 7 Blade

7 Blade connectors are typically used with large trailers (RV and industrial). These connectors provide the following functions: left/right turn, taillight, ground, auxiliary, electric brake, backup/reverse



### Endurance™ 7 Blade (Metal) 48510

- Includes mounting bracket, screws and terminal grease
- Ergonomic pistol grip for easier handling
- Heavy-duty die-cast zinc housing



### Endurance™ 7 Blade 48500

- Includes mounting bracket, screws and terminal grease
- Ergonomic pistol grip for easier handling



### RV Code LED Test 7 Blade Molded Cable

**20286** (Packaged)(Length, 6 feet)

**20086** (Bulk, 5 pk)(Length, 8 feet)

**20087** (Bulk, 5 pk)(Length, 8 feet)

- Quick/Easy troubleshooting
- LEDs verify electrical functions
- 2- 10 gauge; 1- 12 gauge; 4-14 gauge wires



### SAE Code LED Test 7 Blade Molded Cable 20285

- Quick/Easy troubleshooting
- LEDs verify electrical functions
- 2- 10 gauge; 1- 12 gauge; 4- 14 gauge wires



### SAE Code 7 Blade Molded Cable

**20245** (Packaged)(Length, 6 feet)

**20045** (Bulk, 5 pk)(Length, 6 feet)

**20041** (Bulk, 5 pk)(Length, 8 feet)

- 2- 10 gauge; 1- 12 gauge; 4- 14 gauge wires



### RV Code 7 Blade Molded Cable

(Packaged)

**20244** (Length, 6 feet) / **20246** (Length, 8 feet)

**20248** (Length, 11 feet)

**20146** (Length, 8 feet)(UPC ONLY)(Bulk, 5 pk)

**20042** (Length, 3 feet) / **20043** (Length, 4 feet)

**20044** (Length, 6 feet) / **20047** (Length, 8 feet)

**20048** (Length, 11 feet)

- 2-10 gauge; 1-12 gauge; 4-14 gauge



PATENTED

### LED Test 7 Blade

**48503 / 38503** (Bulk, 50 pk)

- Quick/Easy troubleshooting
- LEDs verify electrical functions
- Rotatable puck allows the LEDs to face up with any vehicle plug orientation



### Nite-Glow™ 7 Blade

**48502 / 38502** (Bulk, 100 pk)

- Illuminates on taillight function, verifying continuity
- Impact and corrosion resistant



### 7 Blade (Metal)

**48515**

**48515B** (Bulk, 20 pk)

- Aluminum housing



### 7 Blade

**48505** (Packaged)

**48505B** (Bulk, 20 pk)

**38508** (Bulk, 100 pk)

- Impact and corrosion resistant



## 7 Round

7 Round connectors are typically used with larger farming or commercial fleet trailers. These connectors provide the following functions: left/right turn, taillight, ground, auxiliary, electric brake, backup/reverse



### 7 Round (Metal)

**52024**

- Impact and corrosion resistant



### 7 Round (Metal)

**52027**

- Includes cable protector
- Heavy-duty die-cast zinc housing



## 6 Round

6 Pole connectors are typically used with horse trailers or utility/cargo trailers equipped with electric brakes. These connectors provide the following functions: left/right turn, taillight, ground, auxiliary, electric brake



### Endurance™ 6 Round (Metal) 48440

- Includes mounting bracket, screws and terminal grease
- Ergonomic pistol grip for easier handling
- Heavy-duty die-cast zinc housing



### 6 Round (Metal) 52008

- Includes cable protector
- Heavy-duty die-cast zinc housing



### 6 Round (Metal) 48445

**48445B** (Bulk, 20 pk)  
**38448** (Bulk, 100 pk)

- Heavy-duty die-cast zinc housing



### 6 Round Jacketed Cable (Center pin electric brake) (6-14 Gauge wires)

**20136** - Length, 8 feet (Packaged)  
**20033** - Length, 4 feet (Bulk)  
**20034** - Length, 6 feet (Bulk)  
**20036** - Length, 8 feet (Bulk)



## 5 Flat

5 Flat connectors are typically used with marine applications. These connectors provide the following functions: left/right turn, taillight, ground and surge brake release



### Endurance™ 5 Flat 47910

- Includes terminal grease and dust cover to protect terminals
- Ergonomic grip for easier handling
- Length, 18 inches




### LED Test 5 Flat 47913

- Quick/Easy troubleshooting
- LEDs verify electrical functions
- Length, 24 inches



### 5 Flat 47915

• Length, 18 inches  
**37918** - (bulk, 50 pk)



## 5 Round

Die-cast connectors provide durability. These connectors provide the following functions: left/right turn, taillight, ground and either surge brake release, auxiliary or electric brake



### 5 Round (Metal) 48385

- Die-cast zinc housing



## 4 Round

Die-cast connectors provide durability. These connectors provide the following functions: left/right turn, taillight and ground



### 4 Round (Metal) 52006

- Heavy-duty die-cast zinc housing



### 4 Round (Metal) 48325

- Die-cast zinc housing



## 4 Flat

4 Flats are the most commonly used trailer plug. This plug is found on small boats, utility, jet skis, snowmobiles and small camper trailers where right turn/brake, left turn/brake, tail/marker lights and ground is needed



### Endurance™ Easy-Pull™ LED Test 4 Flat 48138

- LEDs verify electrical functions
- Easiest to remove, easiest to install
- Length, 12 inches



### Endurance™ Easy-Pull™ 4 Flat 48114

- Easiest to remove, easiest to install
- Length, 12 inches



### Endurance™ Quick-Fix™ 4 Flat 48192

- LEDs verify electrical functions
- Includes terminal grease and dust cover to protect terminals
- Repairs/replaces damaged 4 Flat

## TEST & CONFIRM BEFORE YOU TOW



SCAN HERE  
TO SEE IT  
IN ACTION




### Endurance™ 4 Flat 48110

- Includes terminal grease and dust cover to protect terminals
- Ergonomic grip for easier handling
- Length, 12 inches



### LED Test 4 Flat 48133

- Quick/Easy troubleshooting
- LEDs verify electrical functions
- Length, 24 inches



### 4 Flat 48105

- Length, 12 inches
- 3 splices included



### 4 Flat 48115 (Packaged) 48115B (Bulk, 20 pk) 38118 (Bulk, 200 pk)

- Length, 12 inches



### 4 Flat 48125

- Length, 48 inches
- 3 splices included



### 4 Flat 48135 (Packaged) 48135B (Bulk, 20 pk) 38138 (Bulk, 200 pk)

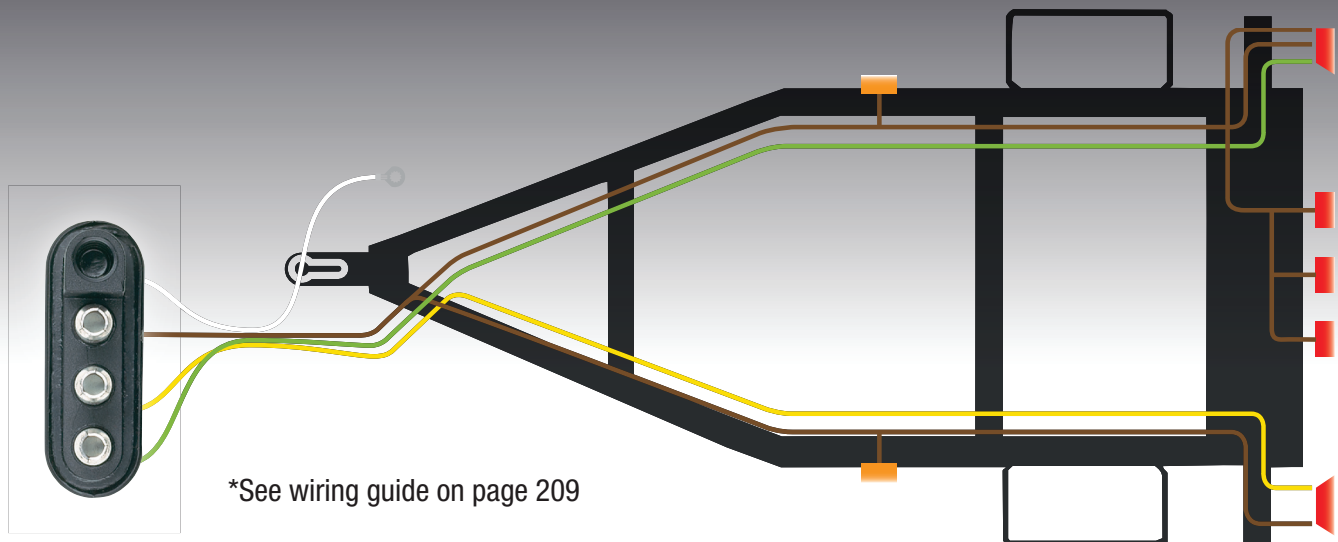
- Length, 48 inches

# THE SOLUTION FOR TRAILER REWIRING.

4 Flats are the most commonly used trailer plug. This plug is found on small boat, utility, jet ski, snowmobile and small camper trailers where right turn/brake, left turn/brake, tail/marker lights and ground are needed.

## 4 Flat Y-Harness

- Eliminates Unnecessary Splicing
- Complete Weather Protection from Connector to Taillights
- Meets or Exceeds SAE Standards



**ENDURANCE**  
PROFESSIONAL GRADE PATENTED

### Endurance™ Easy-Pull™ 4 Flat Y-Harness

- 48244** Length, 20 feet (Packaged)
- 38244** Length, 20 feet (Bulk, 10 pk)
- 38254** Length, 25 feet (Bulk, 10 pk)
- 38264** Length, 30 feet (Bulk, 10 pk)

- Easiest to remove, easiest to install
- Includes dust cover and terminal grease



**ENDURANCE**  
PROFESSIONAL GRADE PATENTED

### Endurance™ 4 Flat Y-Harness

**48240**

- Includes terminal grease, ground screw and trailer end dust cover
- Ergonomic grip for easier handling
- Length, 20 feet



### 4 Flat Y-Harness

- 48245** Length, 20 feet (Packaged)
- 48255** Length, 25 feet (Packaged)
- 48255B** Length, 25 feet (Bulk, 20 pk)
- 48265** Length, 30 feet (Packaged)
- 48265B** Length, 30 feet (Bulk, 20 pk)



# CONNECTOR KITS AND SETS

All sets contain matching vehicle and trailer end connectors



**7 Blade Kit**  
**48465**

- Tow vehicle end plastic socket and trailer end plastic plug
- Includes mounting bracket and hardware



**6 Round Kit**  
**48405**

- Tow vehicle end plastic socket and trailer end metal plug
- Includes mounting bracket, wire, splices and hardware



**6 Round Set (Metal)**  
**52007**

- Tow vehicle end metal socket and trailer end metal plug
- Cable protector included



**ENDURANCE** PATENTED  
**Endurance™ 5 Flat Set**  
**47890**

- 48 inch tow vehicle end
- 18 inch trailer end
- Includes ground screw and terminal grease



**5 Flat Set**  
**47895**

- 48 inch tow vehicle end
- 18 inch trailer end



**5 Round Kit**  
**48345**

- Tow vehicle end metal socket and trailer end metal plug
- Includes mounting bracket, wire, splices and hardware




**4 Flat Set**  
**48205**

- 48 inch tow vehicle end
- 12 inch trailer end
- Includes 6 splice connectors



**4 Flat Set**  
**48215**

- 48 inch tow vehicle end
- 12 inch trailer end




**4 Flat Set**  
**48165**

- 12 inch tow vehicle end socket
- 12 inch trailer end
- Includes 6 splice connectors



**4 Flat Set**  
**48175**

- 12 inch tow vehicle end
- 12 inch trailer end



**PATENTED**  
**Quick-Fix™ Flat Set**  
**48195**

- **20031** (Bulk, 50 pk, trailer side)
- **20030** (Bulk, 50 pk, trailer side)
- Contains matched set vehicle and trailer end connectors
- Repairs/replaces damaged 4 Flat
- Includes terminal grease



**4 Round Kit**  
**48285**

- Tow vehicle end metal socket and trailer end metal plug
- Includes mounting bracket, wire, splices and hardware



**4 Round Set (Metal)**  
**48295**

- Tow vehicle end metal socket and trailer end metal plug



**4 Square Set**  
**47975**

- 12 inch vehicle end
- 12 inch trailer end

(Special order only)



**5 Square Set**  
**47985**

- 12 inch vehicle end
- 12 inch trailer end

(Special order only)



**6 Square Set**  
**47995**

- 12 inch vehicle end
- 12 inch trailer end

# SPECIALTY

## TEST, REPAIR & INSTALL.

Make a vehicle or trailer ready to tow with our line of specialty components consisting of items needed for installation, repair, and diagnostics of towing electrical systems







**PROFESSIONAL  
TEST**



**CONSUMER TEST**



**SPECIALTY  
COMPONENTS**



# TEST LIKE A PRO

THE TOW DOCTOR™ IS IN

The Hopkins® Tow Doctor™ is designed so that one person can make sure their wiring has been installed correctly.




**Vehicle Wire Harness Test Set**  
50918

- Tests all tow vehicle functions
- Includes 7 Blade, 6 Round and 4 Flat test connectors
- Includes durable carrying case

**7 Round Heavy-Duty Test Connector**  
50944





**Trailer Wire Harness Test Set**  
50928

- Tests all trailer functions
- Includes 7 Blade, 6 Round and 4 Flat test connectors
- Amperage meter shows actual amperage draw. For electric brakes, magnets are activated to determine correct operation
- Includes durable carrying case




**PATENTED Easy-Pull™ 4 Flat Tester**  
48718

- LED indicator lights test left/right turn, brake and taillight
- Easy-Pull™ grip



**4 Flat Tester Key chain**  
48655

- LED indicator lights test left/right turn, brake and taillight
- Red LED light will glow if connection is correct
- Key chain loop




**4 Flat LED Dust Cover**  
48675

- LED indicator lights test left/right turn, brake and taillight
- Red LED light will glow if connection is correct
- Attaches to existing 4 Flat



**6 - 12 Volt Circuit Tester**  
48705 (Packaged)  
48709 (Bulk, 1 pk)

- LED lights up when power is found
- Alligator clip for easy attachment
- Multi-use application



**4 Flat Tester with 6 - 12 Volt Circuit Tester**  
48715

- LED indicator lights test left/right turn, brake and taillight
- Red LED light will glow if connection is correct

NEW

**ENDURANCE**  
PROFESSIONAL GRADE PATENTED

49040 (12 Gauge)

49050 (14 Gauge)

49060 (16 Gauge)

49070 (18 Gauge)

- Maintains perfect ground conditions
- Prevents the cause of 80% of electrical failures




## ULTIMATE WEATHERPROOFING

Proprietary Rubber Seal


Encapsulated Stainless Steel Washer

Serrated Edge Washer

Protected Ground Surface



[Exposed Metal]



## INSTALLATION



**3/8" Convoluted Tubing**  
39035

- Plastic sheathing protects wires from the elements
- Easily slips over wires
- Length, 10 feet



**1/2" Convoluted Tubing**  
39045

- Plastic sheathing protects wires from the elements
- Easily slips over wires
- Length, 7 feet



**4 Flat Dust Covers**  
48735

- Includes 2 dust covers and terminal grease packet for protecting 4 Flats from corrosion



**Splice Connectors**  
49015 (6 Pieces)

- 14-18 ga. wire splices
- Metal spade pierces insulation to make connection



**14 Gauge Bonded Wire**  
49905

- Length, 25 feet
- 100% copper 4 wire bonded
- 14 gauge on all wires
- Printed functions on wire



**16/18 Gauge Bonded Wire**  
49915

- Length, 25 feet
- 100% copper 4 wire bonded
- 16 gauge on ground, 18 on all others
- Printed functions on wire



**16/18 Gauge Bonded Wire**  
49955

- Length, 100 feet
- 100% copper 4 wire bonded
- 16 gauge on ground, 18 on all others
- Printed functions on wire



**12 Gauge Bonded Wire**  
49975

- Length, 100 feet
- 100% copper 2 wire bonded
- 12 gauge on both wires



**Trailer Wiring Installation** (42 Pieces)  
51000

- Everything needed to rewire a trailer
- Includes specialty tools: 6-12 Volt LED circuit tester




**Trailer Wiring Installation Kit** (43 Pieces)  
51010

- Everything needed to rewire a trailer
- Includes specialty tool: 6-12 Volt circuit tester and multi-purpose wire tool



**Deluxe Towing Electrical Accessories Kit**  
(100 Pieces)  
51020

- Everything needed for installation, maintenance and repair of vehicle and trailer wiring
- Includes specialty tools: multi-purpose wire tool, terminal cleaner, grit sandpaper cloth and 6-12 Volt LED circuit tester



## SPECIALTY CONNECTORS



**4 Pole In-line Set**  
47955

- Corrosion resistant tin plated terminals
- Easy install to rear of connector

(Special order only)



**3 Pole Flat Extension**  
37935

- Multi-use, male and female connectors
- 2 function wires with 1 ground wire
- Length, 12 inches

(Special order only)



**2 Pole In-line Set**  
47945

- Corrosion resistant tin plated terminals
- Easy install to rear of connector
- 5/16 inch spacing

(Special order only)



**2 Pole Flat Extension**  
47965 / 47965B (Bulk, 20 pk)

- Multi-use positive/negative mating connectors
- 16 gauge copper wire
- Length, 12 inches

# VEHICLE SIDE

## READY, GET SET, TOW.

Vehicle side connectors are electrical sockets typically mounted within or below a tow vehicle bumper for the purpose of trailer towing. These connectors provide the electrical outlet necessary for powering trailer lights, brakes or other electrical devices





**ENDURANCE™**



**MULTI-TOW®**










**LED TEST**



# VEHICLE SIDE CONNECTORS SELECTION CHART

Find the style of vehicle side connector you are looking for with the part numbers listed. For added value and consumer benefits look for the connector options with Endurance™, LED test and Multi-Tow® features.

Vehicle Side	Description	Endurance™	LED Test	Multi-Tow®	Basic
	7 Blade p. 101	20022, 47180, 47200 47210, 48470, 48480 47188, 48474		47185	47205 48485 48495
	7 Round p. 102				52016
	6 Round p. 102	48430		47175	47155, 47165 48425, 48435
	5 Flat p. 103	47900			47905
	5 Round p. 103				48365
	4 Flat p. 103	48030 48044 48190 48058	48055 48058 48190		46105, 48005, 48015 48025, 48035, 48045 48065
	4 Round p. 105				48305 52004



## 7 Blade

7 Blade connectors are typically used with large trailers (RV and industrial). These connectors provide the following functions: left/right turn/brake, taillight, ground, auxiliary, electric brake, backup/reverse



**ENDURANCE** PATENTED  
PROFESSIONAL GRADE

### Endurance™ 7 Blade Molded Cable 20022

- Heavy-duty construction
- Cable length, 3 feet
- Mounts to vehicle bumper



**ENDURANCE** PATENTED  
PROFESSIONAL GRADE

### Endurance™ Multi-Tow® Quick-Install™ 4 Flat to 7 Blade & 4 Flat 47180

- Designed to retrofit existing mountings including "in-bumper" mounts with multiple towing options



**ENDURANCE** PATENTED  
PROFESSIONAL GRADE

### Endurance™ Multi-Tow® 4 Flat to 7 Blade & 4 Flat 47188

- Designed to retrofit existing mountings including "in-bumper" mounts with multiple towing options



**ENDURANCE** PATENTED  
PROFESSIONAL GRADE

### Endurance™ Multi-Tow® 7 Blade, 5 & 4 Flat 48470

- Designed to retrofit existing mountings including "in-bumper" mounts with multiple towing options
- Includes mounting bracket, screws and terminal grease



**ENDURANCE** PATENTED  
PROFESSIONAL GRADE

### Endurance™ Multi-Tow® 7 Blade & 4 Flat 48474

- Designed to retrofit existing mountings including "in-bumper" mounts with multiple towing options
- Durable lids open 180°



**ENDURANCE** PATENTED  
PROFESSIONAL GRADE

### Endurance™ 4 Flat to 7 Blade Quick-Install™ Wiring Kit

47200 (Packaged) / 47204 (Bulk, 10 pk)(Harness only)

- Allows existing 4 Flat to adapt to the Quick-Install™ 7 Blade
- Quick and easy installation or replacement



**ENDURANCE** PATENTED  
PROFESSIONAL GRADE

### Endurance™ Universal Quick-Install™ Wiring Kit

47210 (Packaged) / 47214 (Bulk, 10 pk)(Harness only)

- Pre-wired universal connection allows for flexibility in installation
- Reinforced lid opens 180° to prevent breaking



**ENDURANCE** PATENTED  
PROFESSIONAL GRADE

### Endurance™ 7 Blade

48480 (Packaged)  
48480B (Bulk, 20 pk)

- Durable lid opens 180°
- Includes mounting bracket, screws and terminal grease



PATENTED

### Multi-Tow® 4 Flat to 7 Blade & 4 Flat

47185 (Packaged)  
47185B (Bulk, 20 pk)

- Designed to retrofit existing mountings including "in-bumper" mounts with multiple towing options
- Includes dust cover and connector lid for protection



### 4 Flat to 7 Blade

47205

- Flexible wire increases installation options
- Mounts to vehicle bumper



### 7 Blade

48485 (Packaged)  
48485B (Bulk, 20 pk) / 38487 (Bulk, 50 pk)

- ABS plastic housing
- 48495 (Packaged)(Metal) / 38497 (Bulk, 50 pk)(Metal)
- Aluminum housing



## 7 Round

7 Round connectors are typically used with farming or commercial-fleet large trailers



### 7 Round (Metal) 52016

- Heavy-duty die-cast zinc housing

## CORROSION RESISTANCE



Tin plated brass terminals provide a corrosion resistant barrier



## 6 Round

6 Pole connectors are typically used with horse trailers or utility/cargo trailers equipped with electric brakes. These connectors provide the following functions: left/right turn/brake, taillight, ground, auxiliary and electric brake



### PATENTED Multi-Tow® 4 Flat to 6 Round & 4 Flat 47175

- Provides multiple towing options from one connector
- Designed to retrofit existing mountings including "In-bumper" mounts



### ENDURANCE PATENTED Endurance™ 6 Round (Metal) 48430

- Durable lid opens 180°
- Heavy-duty die-cast zinc housing
- Added weatherproofing



### 4 Flat to 6 Round (Metal) 47165

- Flexible wire increases installation options
- Mounts to vehicle bumper



### 4 Flat to 6 Round 47155

- Flexible wire increases installation options
- Mounts to vehicle bumper



### 6 Round (Metal) 48435 (Packaged) 48435B (Bulk, 20 pk) 38438 (Bulk, 100 pk)

- Heavy-duty die-cast zinc housing



### 6 Round 48425

- ABS plastic housing





## 5 Flat

5 Flat connectors are typically used with marine applications. These connectors provide the following functions: left/right turn, taillight, ground and reverse



**ENDURANCE** PATENTED  
PROFESSIONAL GRADE

### Endurance™ 5 Flat 47900

- Length, 48 inches
- Includes terminal grease dust cover and ground screw
- Ergonomic grip



### 5 Flat


**47905** (Packaged) / **47905B** (Bulk, 20 pk)

- Length, 48 inches
- 37908** (Bulk, 50 pk)
- Length, 60 inches



## 5 Round

Die-cast connectors provide durability. These connectors provide the following functions: left/right turn, taillight, ground and either reverse, auxiliary or electric brake



### 5 Round (Metal) 48365

- Die-cast zinc housing

## VISIBLE WIRE DETAIL



Function printed on wire eliminates guess work



## 4 Flat

4 Flats are the most commonly used trailer plug. This plug is found on small boat, utility, jet ski, snowmobile and small camper trailers where right turn/brake, left turn/brake, tail/marker lights and ground is needed



**ENDURANCE** PATENTED  
PROFESSIONAL GRADE

### Endurance™ Easy-Pull™ LED Test 4 Flat 48058

- LEDs verify wiring continuity
- Easiest to remove, easiest to install
- Length, 48 inches



**ENDURANCE** PATENTED  
PROFESSIONAL GRADE

### Endurance™ Easy-Pull™ 4 Flat 48044

- Easiest to remove, easiest to install
- Length, 48 inches



### 4 Flat Universal Kit 46105

- Length, 48 inches
- Includes 3 splices, circuit tester, ground screw, dust cover, terminal grease and cable ties



**ENDURANCE** PATENTED  
PROFESSIONAL GRADE

### Endurance™ 4 Flat 48030

- Length, 48 inches
- Includes terminal grease, dust cover and ground screw
- Ergonomic grip for easier handling



**ENDURANCE**  
PROFESSIONAL GRADE PATENTED

### Endurance™ Quick-Fix™ 4 Flat

**48190**

- LED test lights confirm electrical functions
- Includes terminal grease and dust cover to protect terminals
- Repairs/replaces damaged 4 Flat



### LED Test 4 Flat

**48055**

- Length, 48 inches
- LEDs verify that vehicle side wiring is correct



### 4 Flat

**48025** (Packaged)

- 3 splices included
- Length, 48 inches



### 4 Flat

**48035** (Packaged)

**48035B** (Bulk, 20 pk)

**38038** (Bulk, 200 pk)

- Length, 48 inches




### 4 Flat

**48045**

**38048** (Bulk, 200 pk)

- Length, 60 inches



### 4 Flat

**48005**

- 3 splices included
- Length, 12 inches



### 4 Flat

**48015**

- Length, 12 inches

North American SAE  
Automotive Wire  
Gauge for optimum  
electrical conductivity






## 4 Round

Die-cast connectors provide durability. These connectors provide the following functions: left/right turn, taillight and ground



### Heavy-Duty 4 Round (Metal) 52004

- Heavy-duty die-cast zinc housing



### 4 Round (Metal) 48305

- Die-cast zinc housing



## Mounting Brackets

Mounting brackets create an additional support structure when mounting a vehicle side connector to the frame of a vehicle



### Heavy-Duty Universal Mounting Bracket

**48625** (Packaged)

**48625B** (Bulk, 20 pk)

- Slotted for easily mounting pre-wired connectors
- Works on 7 Blade, 7 Round and 6 Round vehicle end sockets




### 7 Blade Mounting Bracket

**48615** (Packaged)

**48615B** (Bulk, 20 pk)

- Slotted for easily mounting pre-wired connectors
- Hardware included



### 4, 5 & 6 Round Mounting Bracket

**48605** (Packaged)

**48605B** (Bulk, 20 pk)

- Slotted for easily mounting pre-wired harnesses
- Hardware included



**PATENTED**

### Mag-Flat™ Mounting Bracket

**48095**

- Magnetic bracket keeps 4 Flat out of harm's way
- Works with standard vehicle and trailer 4 Flats



### 4 Flat Mounting Bracket

**48595**

- Folds over and secures 4 Flat in place
- Mounting screws included





## INSTALLATION CONVENIENCE



Slots exist in mounting brackets for easily mounting pre-wired connectors

# TAILLIGHT CONVERTERS

Electronic taillight converters adapt the independent bulb taillight system of the tow vehicle to the shared bulb taillight system of the trailer. If the brake light and turn signals operate from separate bulbs on the tow vehicle, and the brake light and turn signals operate from a shared bulb on the trailer, then a taillight converter is required.

INDEPENDENT BULB SYSTEM	SHARED BULB SYSTEM
 <p>INSTALLS ON VEHICLES WITH AN INDEPENDENT BULB SYSTEM</p> 	 <p>CONNECTS TO TRAILERS WITH A SHARED BULB SYSTEM</p> 

	12 Volt Powered				Non-Powered			
	46370	46365	46345	46255	48895	46155	48847	48845
12V power from battery	●	●	●	●				
Tow vehicle	●	●	●	●				
Self resetting after	●	●	●	●				
PWM compatible	●							
LED Test	●							
Negative input compatible			●					
Tow vehicle incandescent	●	●	●	●	●	●	●	●
Tow vehicle LED	●	●	●	●	●		●	
Amperage capacity	8	8	8	5	2.1	2.1	2.1	2.1

**TIP:** To determine AMP requirements, count your trailer lights

1 incandescent taillight bulb = 1 AMP

1 incandescent marker light = .5 AMP

## 12 VOLT POWERED

Many newer vehicles are not equipped to handle the extra amp load that trailer lights require.

A power converter provides 12 Volt power directly from the tow vehicle's battery bypassing sensitive electronics and providing brighter lights on the trailer.

Each power converter has a double-molded weatherproof housing, and includes a 20 foot battery feed wire, fuse, splices, terminal grease, dust cover, wire ties and ground screw.



**ENDURANCE**  
PROFESSIONAL GRADE PATENTED

### PWM Short-Proof Taillight Converter 46370

- LEDs on 4 Flat verify electrical functions
- Compatible on vehicles with pulse width modulation
- Self-resetting short-proof protection
- 8 amp capacity per output



### Short-Proof Taillight Converter 46365

- Self-Resetting short-proof protection
- 8 amp capacity per output



### Negative Input Taillight Converter 46345

- Compatible on vehicles with negative input electronics
- Self-Resetting short-proof protection
- 8 amp capacity per output




### Short-Proof Taillight Converter 46255

- Self-resetting short-proof protection
- 5 amp capacity per output

## NON-POWERED

In most cases, older vehicles do not need a powered converter.

NOTE: Check the owner's manual to determine if your vehicle has sophisticated electronics in need of power converter protection.



### Taillight Converter 48895

- Compatible with LED and incandescent bulbs
- Includes 60 inch 4 Flat extension and dust cover
- 2.1 amp capacity per output



### Taillight Converter Kit 46155

- Compatible with incandescent bulbs
- Includes 12 Volt circuit tester, 48 inch 4 Flat extension, dust cover, and splices
- 2.1 amp capacity per output



### Taillight Converter 48847

- Compatible with LED and incandescent bulbs
- 2.1 amp capacity per output



### Economy Taillight Converter 48845

- Compatible with incandescent bulbs
- 2.1 amp capacity per output

# VEHICLE WIRING KITS

## HOURS OF HASSLE GONE IN MINUTES

Don't splice onto your vehicle's factory wiring harness. Simply plug in a Hopkins® vehicle wiring kit featuring Exact O.E.M. connectors for a perfect, weather-tight fit! These kits provide a 4 Flat or 7 Blade connector for your tow vehicle with all the mounting accessories



### EASY LOOKUP GUIDE

This QR code accesses a mobile drop-down guide. It helps the consumer select the correct wiring kit for their vehicle



# PLUG-IN SIMPLE!<sup>®</sup> ENDURANCE<sup>™</sup> & MULTI-TOW<sup>®</sup> WIRING KITS

## GUIDE A FOR 40940, 40950, 40952, 40955, 40965, 40970, 40973, 40974 & 40975

AUDI / FORD / LINCOLN / SATURN	INFINITY / KIA / LEXUS / MERCURY / NISSAN	CHEVY / GMC / SATURN	DODGE / HUMMER / JEEP / RAM / TOYOTA
Q3 2009-15	QX-56 2004-15	1500, 2500, 3500 2014-23	Durango 2007-22
Q5 2009-14	QX60 2014-23	2500, 3500 New Style 1999-14	Journey 2009-10
Q7 2007-17	QX80 2014-22	Avalanche 2002-13	Nitro 2007-09
E-Van 2004-15	Borrego 2009	Colorado 2008-12, 15-23	H2 / H2 SUT 2003-10
Escape 2013-17	GX 460 2010-13	Equinox 2018-22	H3 2006-10
Excursion 2000-05	LR4 (w/tow) 2013-14	Express Van 2008-23	H3 SUT 2009-10
Expedition 1999-21	LX 570 2008-13	Suburban 2000-22	Cherokee 2014-23
Explorer 2002-23	Mountaineer 2002-10	Tahoe 2000-06, 18-23	Gladiator 2002-03
Explorer Sport Trac 2007-10	Armada 2004-20	Trailblazer 2002-09	Grand Cherokee 2011-23
F-150, F-250, F-350 2000-23	Pathfinder 2013-20	Traverse 2010-12	Liberty 2008-10
F-450 Heavy-Duty, F-550 2005-23	Titan 2004-23	Acadia 2007-12	Wrangler 2018-23
Flex 2009-19	<b>BUICK / CADILLAC / CHRYSLER / SAAB</b>	Canyon 2008-12, 15-23	RAM 1500 Pickups 2009-23
Ranger 2019-23	Enclave 2008-12	Denali 2001-14	RAM 2500/3500 2010-23
Transit T-150, 250 2015-22	Escalade / EXT / ESV 2017-22	Envoy 2002-09	Promaster 2014-22
Transit T-350 Wagon XLT 2015-22	Aspen 2007-09	Sierra 1500 2014-23	4-Runner 2015-21
Aviator 2003-06	Rainier 2004-07	Sierra 2500, 3500 2014-23	Sequoia 2010-21
Navigator 1999-23	SRX 2010-14	Savanna Van 2008-22	Tacoma 2016-22
Mark LT 2006-08	9-7X 2005-10	Terrain 2008-22	Tundra 2014-23
MKT 2009-19	<b>HONDA / ISUZU / VOLKSWAGEN / OLDS</b>	Yukon / XL 2000-22	Land Cruiser 2018-21
Outlook 2007-10	Ridgeline 2017-23	Outlook 2007-10	<b>LAND ROVER / PORSCHE</b>
<b>MERCEDES BENZ</b>	Ascender 2003-08		Range Rover 2013-14
M Class 1998-14	Touareg 2012-16		LR4 2013-14
	Bravada 2002-04		Cayenne 2013-14



**NEW**  
**ENDURANCE**  
PROFESSIONAL GRADE  
**PATENT PENDING**

### Endurance Multi-Tow Replacement 40970

- Compatible with popular tow vehicles
- Plug-In Simple!<sup>®</sup> for quick and easy installation or replacement



**NEW**  
**ENDURANCE**  
PROFESSIONAL GRADE  
**PATENT PENDING**

### Endurance Multi-Tow LED Test Replacement 40973

- LEDs verify continuity
- Plug-In Simple!<sup>®</sup> for quick and easy installation or replacement



**PATENTED**  
**Multi-Tow<sup>®</sup> 7 Blade & 4 Flat O.E.M. Replacement**

- 40974** (Connector only)
- 40975** (Connector and bracket)
- 40974B** (Connector only - Bulk, 18 pk)
- 40978** (Bracket only - Bulk, 18 pk)



**ENDURANCE**  
PROFESSIONAL GRADE  
**PATENTED**  
**Endurance<sup>™</sup> Multi-Tow<sup>®</sup> 7 Blade & 4 Flat Replacement  
40952**

- Compatible with Ford, GM and other popular tow vehicles
- Plug-In Simple!<sup>®</sup> for quick and easy installation or replacement



**ENDURANCE**  
PROFESSIONAL GRADE  
**PATENTED**  
**Endurance<sup>™</sup> Multi-Tow<sup>®</sup> 7 Blade & 4 Flat Replacement  
40950**

- 40951** (Bulk, 20 pk)
- Compatible with Ford, GM and other popular tow vehicles
- Plug-In Simple!<sup>®</sup> for quick and easy installation or replacement



**PATENTED**  
**Multi-Tow<sup>®</sup> 7 Blade & 4 Flat  
40955** (Packaged)  
**40959** (Bulk)  
**40955B** (Bulk, 20 pk)

- Compatible with Ford, GM and other popular tow vehicles
- Includes mounting bracket



**ENDURANCE**  
PROFESSIONAL GRADE  
**PATENTED**  
**Endurance<sup>™</sup> 7 Blade Replacement  
40940**

- 40941** (Bulk, 20 pk)
- Compatible with Ford, GM and other popular tow vehicles
- Plug-In Simple!<sup>®</sup> for quick and easy installation or replacement



**PATENTED**  
**Multi-Tow<sup>®</sup> 6 Round & 4 Flat  
40965**

- Compatible with Ford, GM and other popular tow vehicles
- Includes and fits 7 Blade bracket



**Universal Harness  
40985**

- Pre-wired universal connection allows for flexible installation
- For use with 40920, 40930, 40940, 40950, 40955, 40965, 40974, 40975 and 40952



# ENDURANCE™ PROFESSIONAL GRADE

Designed with maximum durability and enhanced weatherproofing to provide years of trouble-free use



# MULTI-TOW®

Provides multiple towing options from one vehicle-end connector. For added convenience, these kits mount within the universal mounting hole



## GUIDE B FOR 42145 & 42190

DODGE / RAM / MITSUBISHI	
Ram 1500	2000-08
Ram 2500/3500	2000-09
Tradesman Van	2014-19
Ram Van	2001-03
Dakota	2000-10
Durango	2000-07
Sprinter	2004-08
Sprinter 2500, 3500	2009
Raider	2006-09
CHRYSLER / JEEP / MERCEDES	
Aspen	Early 2007
Pacifica	2004-08
Commander	2006-10
Grand Cherokee	2000-10
Liberty	2004-07
Wrangler	2004-17
GL-Class	2007-10



**PATENTED**  
**Endurance™ Retrofit Multi-Tow®  
7 Blade & 4 Flat  
42145**

- Plug-In Simple!® for quick and easy installation or replacement
- Includes and fits 7 Blade bracket



**ENDURANCE™  
PROFESSIONAL GRADE** **PATENTED**  
**Endurance™ Retrofit  
Quick-Install™  
42190**

- Allows for Dodge trucks to adapt to the Quick-Install™ 7 Blade
- Plug-In Simple!® for quick and easy installation or replacement



**Harness for  
Dodge, Chrysler & Jeep  
42191 (Bulk, 10 pk)**

- Allows for Dodge trucks to adapt to 40920, 40930, 40940, 40950, 40955, 40965, 40974, 40975 and 40952

## QUICK & SIMPLE TWIST-MOUNT INSTALLATION



The Endurance™ Twist-Mount 7 Blade Connector is compatible with GM Tow vehicles from 2000 to the current year. Incorporating Endurance™ design features to last for years of trouble-free use.

## GUIDE C FOR 40920 & 40930

BUICK / CADILLAC		GMC / SATURN	
Enclave	2013-22	1500 Pickups	2003-13
Rainier	2004-07	2500 / 3500 Pickups	1999-13
Escalade / EXT / ESV	2002-16	Acadia	2013-22
CHEVY		ISUZU / OLDSMOBILE / SAAB	
1500 Pickups	2003-13	Envoy (with tow pkg)	2002-09
2500 / 3500 Pickups	1999-13	Outlook	2007-10
Avalanche	2002-13	Yukon	2000-17
Suburban	2000-16	Ascender	2003-08
Tahoe	2007-17	Bravada	2002-04
Trailblazer	2002-09	9-7X	2005-10
Traverse	2013-22		



**BACK VIEW**



**ENDURANCE™  
PROFESSIONAL GRADE** **PATENTED**  
**Endurance™ Multi-Tow®  
7 Blade & 4 Flat GM Twist-Mount  
40920**

- Plug-In Simple!® for quick and easy installation or replacement



**BACK VIEW**



**ENDURANCE™  
PROFESSIONAL GRADE**  
**Endurance™ 7 Blade GM Twist-Mount  
40930**

- Plug-In Simple!® for quick and easy installation or replacement

# VEHICLE SPECIFIC WIRING KITS

All wiring kits offered on the following pages are Plug-In Simple!®, meaning they perfectly match the tow vehicle's connectors for a weather tight fit. They also include mounting accessories, dust covers and grease packets.

## THE HOPKINS® ADVANTAGE

### NEW

We continue to research, develop and expand our vehicle wiring kit segment to meet consumer demand




### EXACT O.E.M. FIT

Our O.E.M. connectors perfectly match the tow vehicle




### ACCESSORIES INCLUDED

Dielectric terminal grease and dust covers to protect terminals




### WIRING KITS

Vehicles with shared lighting systems, that are equipped to handle the extra amp load trailer lights require, will use this Plug-In Simple!® solution. These wiring kits will consolidate the vehicle's connectors to a 4 Flat.




### WIRING KITS WITH NON-POWERED CONVERTERS

Many vehicles on the road possess independent lighting systems. These wiring kits offer a Plug-In Simple!® solution that adapts the vehicle's independent lighting system to the trailer's shared lighting system and consolidates the vehicle's connectors to a 4 Flat.



### WIRING KITS WITH 12 Volt POWER CONVERTERS

Many modern vehicles have sophisticated wiring systems that are not equipped to handle the extra amp load trailer lights require. These wiring kits, with a built-in power converter, provide protection for the vehicle's complex systems. These wiring kits will consolidate the vehicle's connectors to a 4 Flat.




**40105**

**FORD**

F-Series Pickup

1973-79




**40115**

**FORD**

Bronco  
F-Series Pickup

1980-86  
1980-86




**40125**

**FORD**

F-150, 250, 350  
F-250 Heavy Duty, F-350

1987-96  
1987-97




**40135**

**FORD / LINCOLN**

Expedition  
F-150 (mfg. 1/96 - 10/96)  
F-250 Light Duty (mfg. 1/96 - 10/96)  
Navigator

1997-03  
1997  
1997  
1997-99



**40145**

**FORD**

F-150 (mfg. 11/96 - 03)  
F-150 (regular cab only)  
F-250 Light Duty (mfg. 11/96 - 2001)

1997-03  
2004  
1997-01



**40155**

**FORD**

F-250 Heavy Duty, F-350

1999-01




**40164**

**FORD**

F-250, 350, 450, 550 Cab and Chassis

2017-22




**40165**

**FORD**

F-250 Heavy Duty, F-350

2002-04



**40175**

**FORD**

F-150 (new body style)

2004



**40185**

**FORD**

F-150

2005-08




**40195**

**FORD**

F-250 Heavy Duty, F-350

2005-07




**40205**

**FORD**

Ranger

1986-92



**40215**

**FORD / MAZDA** (amber turn signals)


Ranger

1993-99

B- Series

1994-09

Includes taillight converter



**40235**

**MAZDA**

Miata MX-5

1999-05

MPV Van

2000-06

Includes short-proof power converter



**40244**

**FORD**

Transit Van, T-150, 250, 350

2015-22

Includes short-proof power converter



**40245**

**MAZDA**

6

2009-13

Includes short-proof power converter



**40254**

**MAZDA**

6

2014-18

Includes short-proof power converter



**40264**

**FORD**

Transit Connect

2014-22

Includes short-proof power converter



**40265**

**MAZDA**


5

2006-15

CX-9

2007-15

Includes short-proof power converter



**40274**

**FIAT**

500

2012-19

500x

2016-22

Includes short-proof power converter



**40275**

**FORD**

Flex

2009-19



**40284**

**MAZDA**


CX-3

2016-20

Miata MX-5

2016-19

Includes short-proof power converter




**40285**

**FORD**

Explorer

2011-19

Includes short-proof power converter



**40305**

**FORD / MAZDA**

Explorer	1991-94
Navajo	1991-94



**40312**

**LINCOLN**

MKX	2011-15
-----	---------

Includes short-proof power converter



**40315**

**FORD / MAZDA / MERCURY**

Escape (Early 2004)	2001-04
Explorer (amber turn signal)	1995-01
Econoline Van	1992-94
Tribute	2001-03
Mountaineer	1997-01

Includes short-proof power converter




**40324**

**LINCOLN**

MKZ	2013-20
-----	---------

Includes short-proof power converter



**40325**

**FORD / MERCURY**

Explorer	1996-97
Mountaineer	1996-97



**40334**

**LINCOLN**

MKX	2016-18
-----	---------



**40335**

**FORD / LINCOLN / MERCURY**

Explorer (w/ factory 4 Flat)	2002-05
Aviator (w/ factory 4 Flat)	2003-05
Mountaineer (w/ factory 4 Flat)	2002-05



**40345**

**FORD / LINCOLN / MERCURY**

Explorer	2006-10
Aviator	2006
Mountaineer	2006-10



**40355**

**LINCOLN**

LS	2000-06
----	---------

Includes short-proof negative input power converter



**40375**

**FORD / LINCOLN**

Fiesta (5 door)	2011-13
MKS	2009-16

Includes short-proof power converter






**40385**

**LINCOLN**

MKT (w/o tow pkg)

2009-19




**40395**

**LINCOLN / MERCURY**

MKZ  
Milan

2007-09  
2007-10

Includes short-proof power converter




**40405**

**FORD**

Bronco II

1987-91




**40415**

**FORD**

Bronco

1987-88



**40425**

**FORD**

Bronco

1989-91




**40435**

**FORD**

Bronco

1992-96




**40444**

**FORD**

Fusion

2013-20

Includes short-proof power converter



**40445**

**FORD / MAZDA**

Escape (w/ tow pkg)  
Tribute (w/ tow pkg)

2001-04  
2001-04



**40455**

**FORD / MAZDA / MERCURY**

Escape (w/ tow pkg)  
Tribute (w/ tow pkg)  
Mariner (w/ tow pkg)

2005-07  
2005-06  
2005-07



**40464**

**FORD**

Fiesta (4 door)(sedan)

2014-19

Includes short-proof power converter



**40465**

**FORD / MAZDA**

Escape (w/o tow pkg)  
Tribute (w/o tow pkg)

2005-07  
2005-07

Includes short-proof power converter



**40475**

**FORD / MERCURY**

Five Hundred	2005-07
Freestyle	2004-07




**40484**

**FORD**

Edge Sport / Titanium	2015-18
-----------------------	---------

Includes short-proof power converter



**40485**

**FORD**

Fiesta 4 door (sedan)	2011-13
-----------------------	---------

Includes taillight converter




**40495**

**CHEVROLET / FORD / LINCOLN / MAZDA / MERCURY**

Camaro (w/o LEDs)	2012-13	Ranger Pickup	2011	Corvette	2005-11
Edge	2007-10	MKX	2007-10	Escape	2008-12
Navigator	2003-15	Focus (except sedan)	2004-07	Tribute	2008-11
Focus	2008-11	Mariner	2005-11		
Econoline E-Series Van (w/o tow pkg)	2004-15				

Includes short-proof power converter



**40504**

**FORD**

Crown Victoria / LTD / No police interceptor	1998-03
--	---------

Includes short-proof power converter



**40505**

**FORD / LINCOLN / MERCURY**


Crown Victoria / LCD	1992-97
Mustang (except Cobra)	1994-04
Town Car	1998-04
Grand Marquis	1992-97

**40514**

**FORD**

Escape	2013-16
--------	---------

Includes short-proof power converter



**40524**

**FORD**

Escape	2017-19
--------	---------

Includes short-proof power converter



**40525**

**FORD**

Mustang	2010-20
---------	---------

Includes short-proof power converter



**40535**

**FORD**

Taurus X	2008-09
----------	---------



**40545**

**FORD**

Focus (sedan)

2012-17

Includes short-proof power converter



**40554**

**FORD**

Focus (Hatchback)(5 door)

2012-14

Includes short-proof power converter



**40555**

**FORD**

Taurus (sedan)

1992-95



**40565**

**FORD / MERCURY**

Taurus (sedan)

1996-99

Sable (sedan)

1996-99

Includes taillight converter



**40575**

**FORD / MERCURY**

Taurus (sedan)

2000-03

Sable (sedan)

2000-03

**40585**

**FORD / MERCURY**



Taurus (sedan)

2008-09

Sable (sedan)

2008-09

Includes taillight converter




**40595**

**FORD**

Taurus (sedan)

2010-12

Includes taillight converter



**40605**

**FORD**

Windstar

1995-98

Includes taillight converter



**40615**

**FORD**

Windstar (mfg. 1999-12/02)

1999-02

Includes short-proof negative input power convert



**40655**

**FORD / LINCOLN / MERCURY**

Aerostar

1997

Econoline Van

1995-03

Expedition (w/o tow)

1997-03

Mountaineer (w/o tow pkg)

2002-03

Tracer

1997-99

Ranger Pickup (w/o STX)

2000-10

Excursion (w/o tow)

2000-03

Aviator (w/o tow pkg)

1998-04

Explorer (4 door)(w/o tow pkg)

2002-03

Focus Wagon (built before 11/2002)

2000-03

Escort (sedan)

1997-01

ZX2

1998-03

Explorer (2 door sport)(w/o tow pkg)

2001-03

Explorer Sport Trac (w/o tow pkg)

2002-03






**40665**  
**FORD**  
 Econoline Van (w/ factory 4 Flat) 2009-13



**40685**  
**FORD**  
 Fusion 2006-12



**40694**  
**LINCOLN**  
 MKC 2015-19

Includes short-proof power converter



**40695**  
**FORD**  
 Edge 2011-14

Includes short-proof power converter




**40734**  
**FORD**  
 Fiesta Hatchback 2014-19


Includes short-proof power converter



**40735**  
**FORD**  
 F-150 (w/ factory 4 Flat) 2009-20



**40755**  
**FORD**  
 F-250, 350 2008-22



**40804**  
**INFINITI**  
 FX 45 2004-06

Includes short-proof power converter




**40805**  
**INFINITI**  
 FX 35 2009-13  
 FX 37 2009-16  
 FX 50 2009-16  
 QX70 2009-17

Includes short-proof power converter



**40825**  
**INFINITI**  
 G25X (sedan) 2010-13  
 G37 (sedan) 2008-14  
 Q50 2015-20

Includes short-proof power converter



**40905**  
**FORD / MAZDA**  
 Explorer (w/ tow pkg) 1991-94  
 Navajo (w/ tow pkg) 1991-94



**40915**  
**FORD / MAZDA / MERCURY**  
 Explorer (w/ tow pkg) 1995-01  
 Ranger (w/ tow pkg) 1998-99  
 PU B-Series (w/ tow pkg) 1998-99  
 Mountaineer (w/ tow pkg) 1996-01



40920

**PATENTED** ENDURANCE  
PROFESSIONAL GRADE

**GM TWIST-MOUNT MULTI-TOW®**

7 Blade and 4 Flat

See page 111 (Guide C)



40925

**FORD / LINCOLN**

Expedition (w/ factory 4 Flat)  
Navigator

2000-02  
2000-02



40930

ENDURANCE  
PROFESSIONAL GRADE

**GM TWIST-MOUNT**

7 Blade

See page 111 (Guide C)



40934

**LAND ROVER**

Evoque

2012-15



40935

**SATURN**

VUE

2002-07

Includes short-proof power converter



40940

**PATENTED** ENDURANCE  
PROFESSIONAL GRADE

**MULTIPLE MAKES O.E.M. REPLACEMENT**

7 Blade

See page 110 (Guide A)



40950

**PATENTED** ENDURANCE  
PROFESSIONAL GRADE

**MULTIPLE MAKES MULTI-TOW®**

7 Blade and 4 Flat

See page 110 (Guide A)



NEW

40952

**PATENTED** ENDURANCE  
PROFESSIONAL GRADE

**MULTIPLE MAKES MULTI-TOW®**

7 Blade and 4 Flat

See page 110 (Guide A)



40955

**PATENTED**

**MULTIPLE MAKES MULTI-TOW®**

7 Blade and 4 Flat

See page 110 (Guide A)



NEW

40970

**PATENT PENDING** ENDURANCE  
PROFESSIONAL GRADE

**MULTI-TOW® REPLACEMENT**

- Compatible with popular tow vehicles
- Plug-In Simple!® for quick and easy installation or replacement

See page 110 (Guide A)



NEW


40973

**PATENT PENDING** ENDURANCE  
PROFESSIONAL GRADE

**MULTI-TOW® LED Test REPLACEMENT**

- LEDs verify continuity
- Plug-In Simple!® for quick and easy installation or replacement

See page 110 (Guide A)



40965

**PATENTED**

**MULTIPLE MAKES MULTI-TOW®**

6 Round and 4 Flat

See page 110 (Guide A)



40974 / 40974B (Bulk, 18 pk)

**PATENTED**

**MULTI-TOW® O.E.M. REPLACEMENT**

7 Blade and 4 Flat

See page 110 (Guide A)



40975

**PATENTED**

**MULTI-TOW® O.E.M. REPLACEMENT**

(Bracket Included)  
7 Blade and 4 Flat


See page 110 (Guide A)



41105

**CHEVROLET / GMC**

Blazer (full size)	1973-84
Pickup (full size)	1968-84
Suburban	1973-84
Jimmy (full size)	1973-84
Pickup (full size)	1968-84
Suburban	1973-84



41115

**CHEVROLET / GMC / ISUZU**

Blazer (full size)	1985-91	Sonoma/S-15	1985-97
Pickup (full size)	1985-87	Suburban	1985-91
S-10 Pickup	1985-97	Cyclone	1991-92
Hombre	1996-97		
Jimmy (full size)	1985-91		
Pickup (full size)	1985-87		




41120

**CHEVROLET**

Spark 2013-20

Includes short-proof power converter



41125

**CADILLAC / CHEVROLET / GMC**

Escalade	1999-00	Denali	1999-00
Blazer (full size)	1992-94	Jimmy (full size)	1992-94
Pickup (full size)	1988-98	P/U (old body style)	1999-00
P/U (old body style)	1999-00	Yukon	1992-99
Suburban	1992-99		
Tahoe	1995-00		



41135

**CHEVROLET / GMC / ISUZU**

S-10 Pickup	1998-04
Sonoma / S-15 Pickup	1998-04
Hombre	1998-01




41144

**PATENTED**

**CHEVROLET / GMC MULTI-TOW®**

Colorado (w/ tow harness)	2015-22
Canyon (w/ tow harness)	2015-22



41145

**CHEVROLET / GMC**

Silverado 1500 (New body)	1999-02
Sierra 1500 (New body style)	1999-02



41150

**CHEVROLET**

Traverse (w/o tow) 2013-17

Includes short-proof power converter



41153

**MULTIPLE MAKES**

5 Flat




41154

**MULTIPLE MAKES O.E.M. REPLACEMENT**

4 Flat

See page 110 (Guide A)



**41155**

**MULTIPLE MAKES O.E.M. REPLACEMENT**

4 Flat

See page 110 (Guide A)



**41164**

**CHEVROLET / GMC**

Colorado (w/o tow pkg)	2015-22
Canyon (w/o tow pkg)	2015-22

Includes short-proof power converter




**41165**

**CHEVROLET / GMC / ISUZU**

Colorado	2004-07	I-280	2006
Colorado (w/o tow)	2008-12	I-290	2007-08
Canyon	2004-07	I-350	2006
Canyon (w/o tow)	2008-12	I-370	2007-08

Includes taillight converter




**41174**

**CHEVROLET**

Sonic (4 door)	2012-16
Sonic Hatchback	2013-16

Includes short-proof power converter



**41175**

**BUICK / CHEVROLET / PONTIAC / SATURN**

Terraza	2005-07
Uplander	2006-08
Montana SV6	2005-09
Relay	2005-07



**41185**

**BUICK / CHEVROLET**

Roadmaster	1991-96
Caprice	1994-96
Impala SS	1994-96



**41195**

**BUICK / CHEVROLET / OLDSMOBILE**

Roadmaster Estate Wagon	1991-96
Caprice Wagon	1991-96
Custom Cruiser	1991-92




**41204**

**FIAT**

500L	2014-19
------	---------

Includes short-proof power converter



**41205**

**CHEVROLET / GMC**

S-10 Blazer (2 door)	1984-91
S-15 Jimmy (2 door)	1984-91



**41215**

**CHEVROLET / GMC**

S-10 Blazer (2 door)	1992-94
S-15 Jimmy (2 door)	1992-94



**41225**

**CHEVROLET / GMC / OLDSMOBILE**

Astro	1995-05
Blazer	1995-02
Envoy	1999-01
Jimmy	1995-02
Safari	1995-05
Bravada	1995-01




**41235**

**CHEVROLET / PONTIAC**

Equinox	2004-06
Torrent	2006

Includes short-proof power converter



**41245**

**CHEVROLET / GEO / SUZUKI**

Tracker	1998-04
Tracker	1996-05
Vitara / Grand Vitara	1999-05
XL-7	2001-06

Includes taillight converter




**41254**

**SUZUKI**

Kizashi	2010-11
---------	---------

Includes short-proof power converter



**41255**

**SUZUKI**

Vitara / Grand Vitara	2006-12
SX4	2007-11

Includes taillight converter



**41265**

**CHEVROLET / PONTIAC**

Equinox	2007-09
Torrent	2007-09



**41275**

**CHEVROLET / GMC**

Equinox	2010-17
Terrain (w/ tow pkg)	2010-17



**41285**

**CHEVROLET**

Camaro	2010-11
--------	---------



**41295**

**CHEVROLET**

Aveo (4 door)(sedan) Knotchback	2007-11
---------------------------------	---------

Includes short-proof power converter



**41300**

**BUICK**

Encore	2013-16
--------	---------

Includes short-proof power converter




**41304**

**CHEVROLET**

Captiva	2012-15
---------	---------

Includes short-proof power converter



**41305**

**CHEVROLET / GMC**

Van (full size)(except Express)	1987-96
Vandura (full size)	1987-96




**41310**

**BUICK / GMC**

Enclave (w/o tow pkg)	2013-22
Acadia (w/o tow pkg)	2013-21

Includes short-proof power converter




**41315**

**BUICK**

LaCrosse	2010-16
----------	---------

Includes short-proof power converter



**41325**

**CHEVROLET / GMC**

Express Van	1996-99
Savana Van (full size)	1996-99

Includes taillight converter



**41335**

**CHEVROLET / GMC**

Express Van	2000-02
Savana Van (full size)	2000-02

Includes taillight converter



**41345**

**CHEVROLET / GMC**

Express Van	2003-23
Savana Van (full size)	2003-21

Includes short-proof power converter



**41355**

**CHEVROLET / OLDSMOBILE / PONTIAC**

Lumina APV Van	1993-96
Silhouette	1993-96
Trans Sport Van	1993-96



**41365**

**CHEVROLET / OLDSMOBILE / PONTIAC**

Venture	1997-05
Silhouette	1997-05
Montana	1997-09
Trans Sport Van	1997-04

Includes taillight converter



**41374**

**BUICK**

Verano	2012-17
--------	---------


Includes short-proof power converter



**41375**

**BUICK**

Regal	2011-13
-------	---------




**41384**

**BUICK**

Regal	2014-17
-------	---------

Includes short-proof power converter



**41385**

**BUICK**


LaCrosse	2005-09
----------	---------



**41394**

**BUICK**

Envision	2016-22
----------	---------



**41395**

**BUICK**

Lucerne	2006-11
---------	---------



**41405**

**BUICK / PONTIAC**

Rendezvous	2002-07
Aztek	2001-05



**41415**  
**CHEVROLET**  
 Aveo (5 door)(hatchback) 2004-11

Includes short-proof power converter



**41425**  
**PONTIAC**  
 Vibe 2003-08

Includes short-proof power converter



**41434**  
**CHEVROLET**  
 Impala 2014-20

Includes short-proof power converter



**41435**  
**CHEVROLET**  
 Cruze 2011-15

Includes short-proof power converter



**41474**  
**CADILLAC**  
 ELR 2014

Includes short-proof power converter



**41475**  
**CADILLAC**  
 SRX 2010-16




**41485**  
**CADILLAC**  
 CTS 2003-07  
 CTS-V 2004-07

Includes short-proof power converter




**41495**  
**CADILLAC**  
 CTS, CTS-V 2008-19

Includes short-proof power converter



**41555**  
**CHEVROLET / PONTIAC**  
 Cobalt / SS (2 door) 2005-10  
 Cobalt Sport (2 door) 2005-10  
 HHR 2006-11  
 HHR Sport 2006-11  
 G5 (2 door) 2007-10  
 G5 GT (2 door) 2007-10  
 Pursuit (2 door) 2005-10



**41565**  
**CHEVROLET / PONTIAC**  
 Cobalt / SS (4 door) 2005-10  
 Cobalt Sport (4 door) 2005-10  
 G5 (4 door) 2007-09  
 Pursuit (4 door) 2005-10




**41575**  
**CHEVROLET**  
 Corvette 2014-19

Includes short-proof power converter



**41585**  
**CHEVROLET**  
 SS 2014-17

Includes short-proof power converter



41595

**CHEVROLET**

Impala

2006-13



41605

**CHEVROLET / PONTIAC**

Malibu  
G6

2004-07  
2005-09

Includes short-proof power converter



41615

**BUICK / CHEVROLET**

Enclave  
Malibu (except LTZ)  
Traverse

2008-12  
2008-12  
2009-12

Includes short-proof power converter




41625

**CHEVROLET**

Malibu

2013-16

Includes short-proof power converter




41645

**GMC**

Acadia (w/o tow pkg)

2007-12




41705

**SATURN**

Aura

2007-09

Includes taillight converter



41725

**SATURN**

Outlook

2007-10




41745

**SATURN**

VUE

2008-10

Includes short-proof power converter



41765

**TOYOTA**

Camry

1997-01

Includes taillight converter



41775

**TOYOTA**

Camry

2002-06

Includes short-proof power converter



41795

**MITSUBISHI / TOYOTA**

Avalon  
Camry (except SE)  
Venza

2011-12  
2007-11  
2009-16

Includes short-proof power converter



41815

**TOYOTA**

Corolla

2003-13

Includes short-proof power converter






**41820**

**TOYOTA**

Avalon 2013-18  
RAV 4 2013-18

Includes short-proof power converter



**41824**

**MAZDA / TOYOTA**

3	2014-18	Camry XLE, LE, SE, CE	2007-09
CX-7	2007-12	6	2003-08
Camry	2012-20	Corolla	2014-18
Miata MX-5	2006-15	FJ Cruiser	2007-14


Includes short-proof power converter



**41825**

**TOYOTA**

Highlander (w/ tow pkg) 2008-19



**41835**

**TOYOTA**

Tundra (w/ factory 4 Flat) 2010-16



**41844**

**TOYOTA**

Yaris 2010-18

Includes short-proof power converter



**41845**

**TOYOTA**

Highlander (w/o tow pkg) 2008-19

Includes short-proof power converter



**41854**

**TOYOTA**

Prius 2004-15

Includes short-proof power converter



**41855**

**TOYOTA**

4-Runner (w/ tow pkg) 2010-14

**PATENTED ENDURANCE**  
PROFESSIONAL GRADE



**41875**

**LEXUS / TOYOTA**

LX 470 (w/ factory 4 Flat)	2001-07
RX 300 (w/ factory 4 Flat)	2001-03
Highlander (w/ factory 4 Flat)	2001-03




**41905**

**LEXUS**

RX 330	2004-06
RX 350	2007-12

Includes short-proof power converter



**41915**

**LEXUS**

CT200H	2010-16
HS 250H	2010-16

Includes short-proof power converter



**41920**  
**LEXUS MULTI-TOW®**  
 GX460 2010-18



**41925**  
**LEXUS**  
 LS 600H 2008-13



**41930**  
**LEXUS**  
 ES 350 2007-12

Includes short-proof power converter

Includes short-proof power converter



**41935**  
**LEXUS**  
 RX 400 2006-08



**41940**  
**LEXUS**  
 ES 300 2013-16  
 ES 350 2013-18



**41944**  
**SCION**  
 IM 2016-17


Includes short-proof power converter

Includes short-proof power converter


Includes short-proof power converter



**41945**  
**LEXUS**  
 RX 350 (w/ tow pkg) 2010-22  
 RX 450 (w/ tow pkg) 2010-22



**41954**  
**SCION**  
 Scion XA 2004-05



**41955**  
**SCION / TOYOTA**  
 Scion XB 2004-07  
 Prius C 2012-18

Includes short-proof power converter

Includes taillight converter



**41964**  
**SCION**  
 Scion TC 2011-16



**41965**  
**SCION**  
 Scion XB 2008-10



**41974**  
**SCION / SUBARU**  
 Scion FR-S 2013-16  
 BRZ 2013-20

Includes short-proof power converter

Includes short-proof power converter

Includes short-proof power converter



**41984**

**SCION**

IA

2016-17

Includes short-proof power converter




**41975**

**SCION / MITSUBISHI**

Scion TC  
Outlander

2007-10  
2014-18

Includes taillight converter




**41985**

**SCION**

Scion XD

2008-14

Includes short-proof power converter




**41995**

**CHRYSLER / DODGE**

Town & Country  
Caravan / Grand Caravan

2011-16  
2011-20

Includes short-proof power converter



**42104**

**DODGE**

Dart

2013-16

Includes short-proof power converter



**42105**

**DODGE**

Dakota  
Ram Pickup (all sizes)  
Ram Pickup (cab & chassis only)  
Ramcharger / Trailduster

1987-94  
1986-94  
1995-02  
1988-93



**42115**

**DODGE**

Dakota  
Ram Pickup (all sizes)  
Ram Pickup 2500/3500

1995-03  
1995-01  
2002




**42125**

**DODGE / JEEP**

Caliber  
Compass  
Patriot (w/o tow)

2007  
2007-10  
2007




**42134**

**JEEP**

Renegade

2015-18

Includes short-proof power converter



**42135**

**DODGE**

Ram Pickup 1500  
Ram Pickup 2500/3500

2002-06  
2003-06

Includes taillight converter



**42145**

**DODGE / CHRYSLER / JEEP MULTI-TOW®**

7 Blade and 4 Flat

See page 111 (Guide B)

**PATENTED**



**42155**

**DODGE**

Journey

2009

Includes short-proof power converter



**42164**  
**DODGE**  
 Charger 2015-22

Includes short-proof power converter



**42165**  
**DODGE**  
 Charger 2011-14

Includes short-proof power converter



**42175**  
**CHRYSLER / DODGE / JEEP**  
 Town & Country 2008-10  
 Caliber 2008-12  
 Caravan / Grand Caravan 2008-10  
 Durango (w/o tow pkg) 2011-13  
 Patriot (w/o tow pkg) 2008-17

Includes short-proof power converter




**42190** **PATENTED ENDURANCE**  
**DODGE / CHRYSLER / JEEP**  
**O.E.M. QUICK INSTALL**  
 7 Blade

See page 111 (Guide B)



**42195**  
**DODGE**  
 Magnum 2005-08

Includes short-proof power converter




**42205**  
**CHRYSLER / DODGE / MITS / PLYMOUTH**  
 Town & Country 1991-95  
 Caravan / Grand Caravan 1991-95  
 Dakota 2004-11  
 Ram Pickup 1500 2007-08  
 Ram Pickup 2500/3500 2007-09  
 Raider 2006-09  
 Voyager / Grand Voyager 1991-95

Includes short-proof power converter




**42214**  
**DODGE**  
 Durango (w/o tow pkg) 2014-22

Includes short-proof power converter




**42215**  
**CHRYSLER / DODGE / PLYMOUTH**  
 Town & Country 1996-00  
 Caravan / Grand Caravan 1996-00  
 Durango 1998-03  
 Voyager / Grand Voyager 1996-00

Includes taillight converter




**42225**  
**CHRYSLER / DODGE / PLYMOUTH**  
 Town & Country 2001-03  
 Caravan / Grand Caravan 2001-03  
 Voyager / Grand Voyager 2001-03

Includes taillight converter



**42235**  
**CHRYSLER / DODGE**  
 Town & Country 2004-07  
 Caravan / Grand Caravan 2004-07



**42245**  
**CHRYSLER / DODGE**  
 Aspen 2007-09  
 Durango 2004-09

Includes taillight converter



**42255**  
**DODGE**  
 Avenger 2008-10

Includes short-proof power converter



42264

**CHRYSLER**

300 2011-14  
300C 2011-14

Includes short-proof power converter




42265

**CHRYSLER**

Sebring 2007-10

Includes short-proof power converter



42274

**CHRYSLER / DODGE**

200 2011-14  
Avenger 2011-14

Includes short-proof power converter



42275

**CHRYSLER / DODGE**

300M 1999-04  
Concorde 1998-02  
LHS 1999  
Intrepid 1998-04

Includes short-proof power converter




42284

**CHRYSLER**

200 2015-17

Includes short-proof power converter



42285

**CHRYSLER / DODGE**

300 2005-07  
Challenger 2008-14  
Charger 2006-10



42290

**CHRYSLER**

300 2015-22  
300C 2015-22

Includes short-proof power converter



42294

**DODGE**

Challenger 2015-22

Includes short-proof power converter




42295

**CHRYSLER**

300 2008-09  
300C 2005-10

Includes short-proof power converter



42304

**DODGE / RAM**

Ram Promaster 1500, 2500, 3500 2014-22

Includes short-proof power converter




42314

**RAM**

Promaster City 2015-22

Includes short-proof power converter



42315

**DODGE**

Ram Van 1999-00



**42345**  
**MITSUBISHI**  
Outlander 2003-06

Includes short-proof power converter



**42355**  
**MITSUBISHI**  
Outlander 2007-13

Includes short-proof power converter



**42364**  
**MITSUBISHI**  
Mirage 2014-18

Includes short-proof power converter




**42365**  
**MITSUBISHI**  
Montero Sport 2004-05

Includes short-proof power converter



**42375**  
**MITSUBISHI**  
Endeavor 2003-12

Includes short-proof power converter



**42385**  
**MITSUBISHI**  
Outlander Sport (w/ LED's) 2011-19  
Lancer (5 door) 2010-14  
Lancer (sedan) 2012-17

Includes short-proof power converter



**42414**  
**CHRYSLER**  
Pacifica LX 2017-20

Includes short-proof power converter




**42415**  
**CHRYSLER**  
Pacifica 2004-08

Includes short-proof power converter



**42424**  
**CHRYSLER**  
Pacifica Touring 2017-20

Includes short-proof power converter




**42435**  
**CHRYSLER**  
PT Cruiser 2001-10

Includes short-proof power converter




**42464**  
**JEEP**  
Cherokee 2014-18

Includes short-proof power converter



**42465**  
**JEEP**  
Cherokee 1997-01

Includes taillight converter



**42475**

**JEEP**

Liberty

2002-07

Includes taillight converter



**42485**

**DODGE / JEEP**

Nitro  
Liberty

2007-12  
2008-12

Includes short-proof power converter



**42515**

**JEEP**

Grand Cherokee (mfg. 3/94-1998)

1994-98

Includes short-proof power converter



**42525**

**JEEP**

Grand Cherokee (w/ tow pkg)

1995-98

Includes short-proof power converter



**42535**

**JEEP**

Grand Cherokee

1999-04

Includes short-proof power converter




**42545**

**JEEP**

Grand Cherokee (early 07)

2005-07

Includes short-proof power converter



**42555**

**JEEP**

Grand Cherokee (w/o tow pkg)

2007-13



**42564**

**JEEP**

Grand Cherokee

2014-22



**42565**

**JEEP**

Grand Cherokee (w/ factory 4 Flat)

2000-10



**42605**

**JEEP**

Wrangler / Renegade

1991-97




**42615**

**JEEP**

Wrangler / Renegade

1998-04



**42625**

**JEEP**

Wrangler / Renegade

2005-06



**42634**

**JEEP**

Wrangler (w/o tow package)  
Gladiator (w/o tow package)

2018-23  
2020-22




**42635**

**JEEP**

Wrangler

2007-17



**42645**

**JEEP**

Compass

2011-16

Includes short-proof power converter



**42705**

**JEEP**

Commander

2006-10

Includes short-proof power converter



**43104**

**HONDA**

Pilot  
Ridgeline

2009-11  
2017-19

Includes short-proof power converter



**43114**

**HONDA**

Odyssey

2011-17

Includes short-proof power converter



**43105**

**ACURA / HONDA / ISUZU**

CL	1997-03	Accord	1994-02	Odyssey	1995-04
Integra	1994-01	Accord (Wagon)	1991-97	Pilot	2003-08
MDX	2001-06	CRV	1997-06	Prelude	2001-02
RL	1996-03	Del Sol	1993-97	Ascender	2003
TL	1996-03	Element	2003-04	Oasis	1996-99

Includes taillight converter



**43115**

**HONDA**

Odyssey

2005-10

Includes short-proof power converter




**43124**

**HONDA**

Pilot

2012-15

Includes short-proof power converter



**43125**

**HONDA**

Ridgeline

2006-14

Includes taillight converter



**43134**

**HONDA**

Pilot

2016-21

Includes short-proof power converter





**43135**

**HONDA**

Accord (2 door)

2003-05

Includes short-proof power converter




**43145**

**HONDA**

CRV

2007-11

Includes short-proof power converter



**43155**

**HONDA**

Accord (2 door)

2006-07

Includes taillight converter




**43165**

**HONDA / MAZDA / MITSUBISHI**

Fit	2007-14	CX-5	2013-15
Civic (4 door)	2006-15	Galant	2009-12
3	2004-13	2	2011-14
Accord (2 door & 4 door)			2011-15

Includes short-proof power converter



**43175**

**HONDA**

Civic (2 door)(excluding hybrid)

2006-15

Includes taillight converter



**43185**

**HONDA**

Civic (All)

2012

Includes short-proof power converter



**43195**

**ACURA / HONDA**

TSX	2006-14
Accord (4 door)	2003-07

Includes short-proof power converter



**43200**

**HONDA**

Accord

2016-17

Includes taillight converter



**43204**

**HONDA**

HRV

2016-22

Includes taillight converter



**43205**

**HONDA / ISUZU**

Passport	1994-97
Rodeo	1992-97

Includes taillight converter



**43214**

**HONDA**

Crosstour

2013-15

Includes short-proof power converter



**43215**

**HONDA / ISUZU**

Passport	1998-04
Amigo	1998-01
Axiom	2002-04
Rodeo	1998-04

Includes taillight converter



**43225**  
**HONDA**  
 Element 2007-12

Includes short-proof power converter



**43254**  
**ACURA**  
 TL 2004-08

Includes short-proof power converter



**43255**  
**ACURA / ISUZU**  
 SLX 1996-99  
 Trooper 1992-02

Includes taillight converter



**43264**  
**ACURA**  
 ZDX 2010-13

Includes short-proof power converter




**43265**  
**ACURA / HONDA**  
 RDX 2007-18  
 Accord Crosstour 2010-12

Includes short-proof power converter



**43270**  
**ACURA**  
 MDX 2014-20

Includes short-proof power converter




**43274**  
**HONDA**  
 CRV 2012-16

Includes short-proof power converter



**43275**  
**ACURA**  
 MDX 2007-13

Includes short-proof power converter



**43285**  
**ISUZU**  
 Pickup 1989-95

Includes taillight converter



**43314**  
**TOYOTA**  
 Prius V 2012-17

Includes short-proof power converter



**43315**  
**TOYOTA**  
 Pickup (except T-100) 1984-95  
 Tacoma 1995-04

Includes taillight converter



**43325**  
**TOYOTA MULTI-TOW®**  
 Sequoia (w/ tow pkg) 2005-09



**43335**

**TOYOTA**

ECHO 2000-02  
Matrix 2003-08

Includes short-proof power converter



**43345**

**PONTIAC / SCION / TOYOTA**

Vibe 2009-12  
Scion XB 2011-15  
Matrix 2009-13

Includes short-proof power converter




**43354**

**TOYOTA**

Tacoma 2016-22

Includes short-proof power converter




**43355**

**TOYOTA**

Tacoma (w/o tow pkg) 2005-08  
T-100 1993-98

Includes taillight converter



**43365**

**TOYOTA**

Tundra 2000

Includes taillight converter



**43374**

**LEXUS / TOYOTA MULTI-TOW®**

GX470 (w/ tow pkg) 2003-09  
4-Runner (w/ tow pkg) 2003-09



**43375**

**TOYOTA**

Tundra 2001-02

Includes short-proof power converter



**43384**

**TOYOTA MULTI-TOW®**


Sequoia (w/ tow pkg) 2003-04



**43385**

**TOYOTA MULTI-TOW®**


Tundra (w/ tow pkg) 2003-06



**43395**

**TOYOTA MULTI-TOW®**

Tundra (w/ factory 7 blade) 2007-13



**43405**

**LEXUS / TOYOTA**

LX 450 1996-98  
Land Cruiser 1991-99

Includes taillight converter




**43414**

**LEXUS**

NX 200T 2015-18  
NX 300H 2015-18

Includes short-proof power converter



**43415**  
**TOYOTA**  
 4-Runner 1996-02

Includes taillight converter



**43425**  
**HYUNDAI / TOYOTA**  
 Azera 2006-11  
 Highlander (w/o tow pkg) 2001-06  
 Highlander (w/o LED's) 2007

Includes short-proof power converter




**43435**  
**TOYOTA**  
 Sequoia 2001-02

Includes taillight converter



**43445**  
**TOYOTA**  
 RAV 4 2006-12

Includes short-proof power converter




**43455**  
**TOYOTA**  
 RAV 4 1996-00

Includes taillight converter



**43465**  
**TOYOTA**  
 RAV 4 2001-05

Includes taillight converter



**43475**  
**TOYOTA**  
 Sienna 1998-03

Includes taillight converter




**43485**  
**TOYOTA**  
 Sienna 2004-10

Includes short-proof power converter




**43494**  
**TOYOTA**  
 Sienna non SE 2015-20

Includes short-proof power converter




**43495**  
**TOYOTA**  
 Sienna SE 2011-20

Includes short-proof power converter



**43505**  
**NISSAN**  
 Pickup 1986-97

Includes taillight converter



**43515**  
**NISSAN**  
 Frontier Pickup 1998-04

Includes taillight converter



43534

**NISSAN MULTI-TOW®**

Frontier MT

2011-19



43535

**NISSAN / SUZUKI**

Frontier Pickup  
Equator

2005-19  
2009-13

Includes short-proof power converter



43565

**INFINITI / NISSAN**

QX4  
Altima  
Pathfinder

1996-03  
1997-01  
1996-04

Includes taillight converter



43574

**SUZUKI**

SX4 Sport

2008-09

Includes short-proof power converter



43575

**NISSAN / SUZUKI**

Frontier Pickup (w/ factory 4 flat)  
Pathfinder (w/ tow pkg)  
Xterra (w/ factory 4 flat)  
Equator (w/ factory 4 flat)

2005-22  
2005-12  
2005-15  
2009-13



43584

**NISSAN**

NV 200

2013-20

Includes short-proof power converter




43585

**NISSAN**

NV Van 1500 / 2500 / 3500

2012-20

Includes short-proof power converter



43595

**NISSAN**

Xterra

2000-04



43605

**NISSAN**

Xterra

2005-08

Includes short-proof power converter



43624

**SUBARU**

Legacy

2010-14

Includes short-proof power converter



43625

**NISSAN**

Murano

2003-05

Includes short-proof power converter



43634

**SUBARU**

Legacy

2015-20

Includes short-proof power converter



43645

**INFINITI / NISSAN**

G35	2007-08
G37	2009-14
Rogue	2008-20

Includes short-proof power converter



43674

**NISSAN**

Quest	2011-18
-------	---------

Includes short-proof power converter



43675

**NISSAN**

Altima	2005-15
Maxima	2008-15
Quest	2003-09
Sentra	2007-12

Includes short-proof power converter



43685

**NISSAN**

Juke	2011-18
Sentra	2013-22
Versa Note	2014-19

Includes short-proof power converter



43690

**ACURA/ NISSAN**

ILX	2013-18
Pathfinder	2013-17

Includes short-proof power converter



43704

**NISSAN**

Versa	2012-20
-------	---------

Includes short-proof power converter



43684

**NISSAN**

Maxima	2016-20
--------	---------

Includes short-proof power converter




43705

**NISSAN**

Cube	2009-14
------	---------

Includes taillight converter



43715

**NISSAN**

Versa	2007-11
-------	---------

Includes short-proof power converter



43720

**VOLVO**

S-60	2013-16
------	---------

Includes short-proof power converter



43724

**VOLVO**

C-70	2011-14
------	---------

Includes short-proof power converter




43725

**VOLVO**

S-80	2007-16
S-90	2017-22

Includes short-proof power converter




43735

**VOLVO**

V-70  
XC-70

2008-16  
2008-16

Includes short-proof power converter



43744

**VOLVO**

V-90  
XC-60  
XC-90

2018-20  
2010-18  
2015-20

Includes short-proof power converter




43745

**VOLVO**

XC-90

2005-14

Includes short-proof power converter



43754

**HYUNDAI**

Elantra GT

2013-17

Includes short-proof power converter




43755

**MAZDA**

Miata  
Pickup B-Series

1990  
1985-93

Includes taillight converter



43764

**VOLKSWAGEN**

Routan

2011-13

Includes short-proof power converter



43765

**HYUNDAI**

Genesis (4 door)

2009-14

Includes short-proof power converter



43784

**HYUNDAI**

Accent (4 & 5 door)

2012-17

Includes short-proof power converter



43785

**HYUNDAI**

Elantra  
Sonata (except hybrid)

2007-10  
2006-14

Includes short-proof power converter



43795

**KIA**

Sportage

2011-15

Includes short-proof power converter




43804

**HYUNDAI**

Azera

2012-16

Includes short-proof power converter



43805

**HYUNDAI**

Santa Fe

2001-06

Includes taillight converter




43814

**HYUNDAI**

Elantra Coupe

2013-15

Includes short-proof power converter



43815

**HYUNDAI**

Tucson

2005-09

Includes taillight converter



43820

**KIA**

Sorento I4, V6 (w/o tow pkg)

2014-20

Includes short-proof power converter



43824

**HYUNDAI**

Equus

2011-16

Genesis

2015-16

Includes short-proof power converter



43825

**KIA**

Forte

2014-18

Includes short-proof power converter



43834

**HYUNDAI**

Veloster

2012-18

Includes short-proof power converter



43835

**HYUNDAI / KIA**


Santa Fe

2007-12

Forte (4 door)

2010-12

Includes short-proof power converter



43855

**SUBARU**

B9 Tribeca

2006-16

Forester

1998-08

Impreza (Wagon)

2002-07

Legacy

2003-08

Outback

1996-08

Includes short-proof power converter



43865

**SUBARU**

Forester

2009-16


Outback Wagon

2010-14

XV Crosstrek

2013-15

Includes short-proof power converter



43874

**HYUNDAI / KIA**

Elantra (Sedan)

2011-16

Sonata (Sedan & Hybrid)

2015-17

K900

2015-20

Includes short-proof power converter



43875

**SUBARU**

Baja

2002-06

Includes short-proof power converter



43884

**SUBARU**

Impreza (Sedan)

2008-11

Includes short-proof power converter






**43885**

**SUBARU**

Ascent	2019-21
Outback	2015-23
Forester	2017-22
Crosstrek	2016-23

Includes short-proof power converter



**43894**

**SUBARU**

Impreza Hatchback	2008-13
-------------------	---------

Includes short-proof power converter



**43895**

**KIA**

Forte (5 door)	2010-13
----------------	---------

Includes short-proof power converter



**43900**

**KIA**

Cadenza	2014-16
---------	---------

Includes short-proof power converter



**43905**

**KIA**

Amanti	2007-09
Optima	2011-17

Includes short-proof power converter



**43910**

**LEXUS MULTI-TOW®**

LX 570	2008-18
--------	---------



**43914**

**KIA**

Sorento LX / EX 4 cyl. (No SX)	2011-13
--------------------------------	---------

Includes short-proof power converter



**43915**

**KIA**

Sportage	1998-02
----------	---------

Includes taillight converter




**43924**

**KIA**

Spectra	2004-09
---------	---------

Includes short-proof power converter



**43925**

**KIA**

Sportage	2005-06
----------	---------

Includes taillight converter



**43934**

**KIA**

Rio (4 door)	2005-12
--------------	---------

Includes short-proof power converter



**43935**

**KIA**

Optima	2007-08
--------	---------



43940

**HYUNDAI**

Elantra Limited

2016-17




43944

**HYUNDAI / KIA**

Accent  
Elantra Grand Touring  
Rio (5 door)

2006-11  
2009-12  
2005-12

Includes short-proof power converter




43945

**KIA**

Sedona

2002-05

Includes taillight converter



43954

**KIA**

Rio (4 door)(late 2012)

2012-17

Includes short-proof power converter



43955

**HYUNDAI / KIA**

Entourage  
Sedona

2007-09  
2006-14

Includes short-proof power converter




43964

**KIA**

Rio (5 door) Hatchback (late 2012)

2012-18

Includes short-proof power converter




43965

**HYUNDAI / KIA**

Santa Fe (w/ tow pkg)  
Veracruz (w/ tow pkg)  
Sorento EX/LX V6 only (No SX)(w/ tow pkg)  
Sedona

2013-18  
2010-13  
2011-20  
2015-20

Includes short-proof power converter



43975

**KIA**

Rondo  
Soul

2007-12  
2010-17

Includes taillight converter




43984

**HYUNDAI**

Santa Fe (w/o tow pkg)

2013-18

Includes short-proof power converter




43985

**KIA**

Sorento

2003-06

Includes taillight converter



43994

**HYUNDAI**

Genesis Coupe (2 door)  
2010-16

Includes short-proof power converter



43995

**HYUNDAI**

Veracruz  
2007-09  
Sorento  
2007-09

Includes short-proof power converter



# 5<sup>TH</sup> WHEEL WIRING KITS

Our wiring kits easily route towing electrical functions into the truck bed for 5th wheel or gooseneck trailers, and still retain electrical functions at the rear of the vehicle.

## GUIDE E CHEVY / GMC / FORD / RAM / DODGE / NISSAN / TOYOTA

Silverado 1500	2003-23	F-150	2005-22	Sierra 1500	2003-23	Ram 1500 (w/ tow pkg)	2009-23	Ram 3500 (w/ tow pkg)	2010-23
Silverado 2500	1999-18	F-250	2005-22	Sierra 2500	1999-18			Titan	2004-23
Silverado 3500	1999-18	F-350	2005-22	Sierra 3500	1999-18	Ram 2500 (w/ tow pkg)	2010-23	Tundra	2014-22



**41157** (Packaged)(Length, 10 feet)  
**41151** (Bulk, 5 pk)(Length, 10 feet)



SEE GUIDE E



**41152** (Bulk, 5 pk)(Length, 10 feet)



SEE GUIDE E



**41158** (Bulk, 5 pk)(Length, 6 feet)



See Guide E



**41168** (Bulk, 5 pk)(Length, 6 feet)



See Guide E



**41166** (Packaged)(Length, 6 feet)

**41167** (Bulk, 5 pk)(Length, 6 feet)



### CHEVY/GMC

Silverado 2500/3500  
 Sierra 2500/3500

2019-23  
 2019-23



**40147** (Length, 10 feet)



### FORD

F-150 1997-03  
 F-150 (Regular Cab) 2004  
 F-250 Lt Duty (11/97-2001) 1997-01



**40157** (Length, 10 feet)



### FORD

F-250 Heavy-Duty 1999-01  
 F-350 1999-01



**40167** (Length, 10 feet)



### FORD

F-250 Heavy-Duty 2002-04  
 F-350 2002-04



**40177** (Length, 10 feet)



### FORD

F-150 (New Style) 2004



**42137** (Length, 10 feet)



### DODGE

Ram 1500 (w/ factory 7 Blade) 2000-08  
 Ram 2500 (w/ factory 7 Blade) 2000-09  
 Ram 3500 (w/ factory 7 Blade) 2000-09




**43397** (Length, 10 feet)



### TOYOTA

Tundra 2007-13



VEHICLE WIRING KITS

# DINGHY TOWING


## DINGHY TOWING SIMPLIFIED

Hopkins® RV towing products provide a comprehensive line that keeps the RV connected. Both universal and Plug-In Simple® applications are available to better serve consumer needs.





**BRAKE BUDDY®**



**ADAPTERS**



**TAILLIGHT  
WIRING KITS**





# INVENTOR AND LEADER IN PORTABLE BRAKING!



One-Touch  
startup  
button



One cord  
provides power  
and break-away



Easy to handle  
and carry



TruFit™ risers adapt  
to any floor pan



Quick-Lock™  
clevis adapts to  
any brake pedal

## PATENTED SELECT 3™ 39524

### ADVANCED PORTABLE TOW BRAKING SYSTEM

#### Dual-Mode Braking

The ONLY portable auxiliary braking system with the power to choose between PROPORTIONAL or FULL BRAKING technology

Greater control over the braking response

#### Interactive Remote

Adjustable from motorhome and provides instant alerts from braking unit



## PATENTED CLASSIC 3™ 39494

### PORTABLE TOW BRAKING SYSTEM

#### Confirmation in Motorhome

Provides instant alerts from the breaking unit

#### Lightest Weight Tow Brake System

#### Proportional Braking Technology



# BUILT-IN NO SET UP SYSTEM

## BUILT-IN TOW BRAKING SYSTEM

### Eliminate the In & Out

Installs out of sight in your towed vehicle

### Just Plug In & Go

Connect your motorhome and dinghy with the All-In-One Adapter™ and be on your way

### Travel with Peace of Mind

The Stealth™ adapts to any driving condition, monitoring braking speeds no matter where you travel

### Stay in Control

Dual controller lets you control your settings from the comfort of your own driver's seat

### Tow a Vehicle or Trailer

Industry's only Dual Controller is so advanced it applies brakes to either a vehicle or trailer at the touch of a button ... no other braking system has this versatility

PATENTED  
**STEALTH™**  
39530



## ALL-IN-ONE ADAPTER

- Combines dinghy battery charger, lighting functions and break-away device into one convenient system
- No-Hassle Setup - simply plug in the adapter and you're on your way
- Works on all vehicles, including hybrids

# RV ADAPTERS

Flat towing the dinghy is one of the most convenient methods of towing a vehicle behind the motorhome. These adapters provide a heavy-duty, flexible cord that connect the RV to the towed vehicle.



**Endurance™ Nite-Glow™ Flex-Coil™ 7 Blade to 6 Round Kit** (center pin electric brake)  
**47054**

- Nite-Glow™ illuminates on taillight function verifying continuity
- Stretches to 8 feet
- Easy-grip, heavy-duty connectors with heavy-duty cable



**Endurance™ Nite-Glow™ Flex-Coil™ 7 Blade to 6 Round** (center pin electric brake)  
**47053**

- Nite-Glow™ illuminates on taillight function verifying continuity
- Stretches to 8 feet
- Easy-grip, heavy-duty connectors with heavy-duty cable



**Endurance™ Nite-Glow™ Flex-Coil™ 7 Blade to 4 Round Kit**  
**47044**

- Nite-Glow™ illuminates on taillight function verifying continuity
- Stretches to 8 feet
- Easy-grip, heavy-duty connectors with heavy-duty cable



**Endurance™ Nite-Glow™ Flex-Coil™ 7 Blade to 4 Round**  
**47043**

- Nite-Glow™ illuminates on taillight function verifying continuity
- Stretches to 8 feet
- Easy-grip, heavy-duty connectors with heavy-duty cable




**Straight Wire 7 Blade to 6 Round Kit**  
(6 Round center pin electric brake)  
**47057**

- Length, 8 feet
  - Easy-grip, heavy-duty connectors with heavy-duty cable
- (Special order only)



**Straight Wire 7 Blade to 4 Round Kit**  
**47047**

- Length, 6 feet
  - Easy-grip, heavy-duty connectors with heavy-duty cable
- (Special order only)



**Endurance™ Nite-Glow™ Flex-Coil™ 6 Round to 6 Round Kit**  
**47056**

- Nite-Glow™ illuminates on taillight function verifying continuity
- Stretches to 8 feet
- Easy-grip, heavy-duty connectors with heavy-duty cable



**Endurance™ Nite-Glow™ Flex-Coil™ 6 Round to 6 Round**  
**47055**

- Nite-Glow™ illuminates on taillight function verifying continuity
- Stretches to 8 feet
- Easy-grip, heavy-duty connectors with heavy-duty cable



**Endurance™ Nite-Glow™ Flex-Coil™ 4 Round to 4 Round Kit**  
**47046**

- Nite-Glow™ illuminates on taillight function verifying continuity
- Stretches to 8 feet
- Easy-grip, heavy-duty connectors with heavy-duty cable



**Endurance™ Nite-Glow™ Flex-Coil™ 4 Round to 4 Round**  
**47045**

- Nite-Glow™ illuminates on taillight function verifying continuity
- Stretches to 8 feet
- Easy-grip, heavy-duty connectors with heavy-duty cable




# PLUG-IN SIMPLE!® DIODES

Hopkins® Plug-In Simple!® wiring kits incorporate vehicle specific harnesses and the necessary diodes to operate the tail, brake and turn light functions needed for towed vehicles. Hopkins® has developed a wide range of towed vehicle wiring kits for the most popular towed vehicles.

## COMPLETE VEHICLE LISTING


MAKE / MODEL	YEAR	PART #	MAKE / MODEL	YEAR	PART #	MAKE / MODEL	YEAR	PART #			
CHEVROLET / GMC	Cobalt / Sport / SS (2 door)	2005-10	CADILLAC / FORD / LINCOLN / PONTIAC / ISUZU	Edge	2007-10	BUICK / HONDA / JEEP / MAZDA / SATURN	Tribute	2008-11	56000		
	HHR / Sport	2008-11		56100	Escape		2008-12	B-Series Pickup	1998-09	56003	
	Avalanche	2002-06		56101	F-150		2009-14	56000	Enclave	2008-12	56106
	Silverado 1500	2003-13			Ranger Pickup		2011	56000	Wrangler / Renegade	2007-17	56200
	Silverado 2500, 3500	2003-14			Ranger STX		2005-11	56001	Wrangler / Renegade	1998-06	56202
	Suburban (non Z71)	2003-06			MKX		2007-10	56002	Wrangler / Renegade	2018-23	56210
	Tahoe (non Z71)	2003-06			Edge		2011-14	56002	Gladiator	2020-23	56210
	Sierra	2007-13			MKX		2011-15	56002	Liberty	2002-07	56203
	Avalanche (4 pin)	2007-13			Ranger		1998-99	56003	Liberty	2008-12	56204
	Suburban (4 pin)	2007-14			Ranger Pickup (without STX)		2000-10	56004	Commander	2006-10	56205
	Tahoe, Yukon (4 pin)	2007-14			F-150		2000-08	56005	Grand Cherokee (Early 2007)	2005-07	56206
	Avalanche (5 pin)	2007-13			Mark LT		2006-08	56007	Grand Cherokee	2007-13	56207
	Suburban (5 pin)	2007-14		Focus (4 door)	2012-17		56007	Cherokee	2014-18	56208	
	Tahoe, Yukon (5 pin)	2007-14		Focus (5 door)	2012-14		56008	Grand Cherokee	2014-22	56209	
	Avalanche (6 pin)	2007-13		F-150	2015-20		56009	CRV	2007-11	56300	
	Suburban (6 pin)	2007-14		F-150	2021-23		56012	Outlook	2007-10	56301	
	Tahoe, Yukon (6pin)	2007-14		Edge Sport / Titanium	2015-18		56011	Fit	2009-14	56302	
	Malibu (except LTZ)	2008-12		F-250 / F-350	2021-23		56013	Vue	2008-10	56303	
	Traverse	2009-12		G5, G5 GT (2 door)	2007-10		56100	CRV	2012-16	56304	
	Acadia	2008-12		Pursuit	2005-10		56101				
Equinox	2010-17	Escalade	2002-06	56105							
Terrain	2010-17	Escalade / EXT / ESV	2007-14	56105							
Colorado, Canyon	2004-12	I-350	2004-11	56109							
Yukon / Yukon XL	2015-19										
Tahoe	2015-20										
Suburban	2015-20										
Tahoe	2021-22										
Suburban	2021-22										



### Towed Vehicle Wiring Kits

- Exact O.E.M fit connectors create a perfect weather tight fit
- Plug-In Simple!® connectors make installation quick and easy
- Includes dielectric grease, dust covers and mounting brackets

# TRADITIONAL SPLICE-IN DIODES



### Universal Towed Vehicle Wiring Kit 55999

- Includes diode pack for proper taillight and turn signal power
- Includes dielectric grease, dust covers and mounting brackets
- 5.0 Amp capacity




### Traditional Diodes

48955 (Packaged)

43024 (Bulk, 50 pk)

- Includes 4 diodes and 12 wire connectors
- 3 Amp capacity



### Quick-Lock Diode™

56305 (Packaged, 4 pk)

56306 (Packaged, 1 pk)

56307 (Bulk, 25 pk)

- Saves installation time over traditional diode blocks
- Integrated quick-splice
- 5.0 Amp capacity
- Enhanced weather proofing (grease packet included)

# LEVELS

## LEVELS ABOVE THE REST

Hopkins® has provided high-quality RV and multi-purpose levels for over 40 years. This experience has enabled us to provide the highest quality vials for years of trouble-free use. Our levels are 100% tested, utilize high-impact plastic and easy-to-read bubbles and markings for clearly indicating level.

**BECAUSE THE WORLD ISN'T FLAT™**





**SMART-LEVEL™**



**NEVER FADE™**



**LEVELING KIT**



# A COMPLETE RV LEVELING SOLUTION



## LEVEL

Green LEDs illuminate when level



## NOT LEVEL

Each red LED indicates the number of risers needed to achieve level

SEE HOW THEY WORK TOGETHER!



Use the RV Smart-Level™ in combination with the Heavy-Duty RV Leveling Kit for a complete leveling solution



**ENDURANCE**  
PROFESSIONAL GRADE

Endurance™ Heavy-Duty RV Leveling Kit  
08200

- Simple. Strong. Secure.
- Includes wheel dock to secure tire, non-skid traction mat to prevent slipping, four ramps and a wheel chock
- Just add lumber



RV Smart-Level™  
08201

- Easy to use - LEDs indicate level or number of risers needed to achieve level
- Visible from drivers seat
- 2-way leveling: front-to-back AND side-to-side
- Battery powered

# HEAVY-DUTY RV LEVELING KIT

Wood combined with reinforced plastic create the most durable and easiest to use solution that every RV'er can depend on



## NON-SKID TRACTION MAT

- Non-skid bottom prevents slipping while in use
- Becomes a carrying strap with handles for easy transport



## RAMP

- Helps tire roll up onto the leveling risers
- Locks leveling risers into place



## WHEEL DOCK

- Secures tire from rolling out of position
- Stops tire on top block to prevent driving past center



## HEAVY-DUTY WHEEL CHOCK

- For use as a stand-alone chock or locks into leveling system for added security
- Works for all tires

# RV SMART-LEVEL™

Bright LEDs illuminate to show level, making trailer leveling a one-person job



Front-to-back

Side-to-side

PIVOTS TO PROVIDE  
**TWO-WAY  
LEVELING**

# NO FADING, EVER!


## PERFORMANCE BREAKTHROUGH!

Unlike traditional green levels that fade to clear due to UV penetration, Never Fade™ levels maintain their crystal clear performance for years. A small idea with huge benefits! This new technology is available in six of the most popular levels.



**Rear-view Never Fade™ Level (Plastic)**  
04026

- Levels travel trailer or fifth wheel from the driver's seat
- Mounts on front of trailer
- Easily seen from rear view mirror
- Indicates side-to-side leveling and front to back



**Two-Way Graduated Never Fade™ Level**  
08526

- Takes the guesswork out of RV leveling
- Markings indicate number of inches required to raise or lower trailer or vehicle
- Optional screw holes or self sticking adhesive back
- 2 pack




**Two-Way Never Fade™ Stick-On Level**  
03926 (Packaged)  
8010039029 (Bulk, 144 pieces)

- Self-sticking adhesive back
- See plumb and level from a distance
- 2 pack



**Three-Way Never Fade™ Level**  
09516 / 8010095019 (Bulk, 72 pk)

- Indicates level three ways: horizontal, vertical and surface
- Reflective vial technology
- Multiple leveling uses: shop equipment, picture frames, gaming tables, etc.



**Decorative Never Fade™ RV Levels**  
02926

- Popular eagle design with 5 inch wing span
- Self-sticking adhesive back
- 2 pack



**Screw-On Never Fade™ Levels**  
09026

- Screw holes for permanent mounting
- Adhesive backing for easy positioning
- 2 pack





### Two-Way Graduated RV Level

**08525 / 8010085019** (Bulk, 72 pairs / 144 pcs)

- Takes the guesswork out of RV leveling
- Markings indicate number of inches required to raise or lower trailer or vehicle
- Optional screw holes or self sticking adhesive back
- 2 pack



### Cross-Check Level

**09615**

- Front-to-back or side-to-side leveling
- Built in magnet for hands-free leveling
- Optional screw holes for permanent mounting on trailer hitch



### Hitch Level

**09715**

- Pointer indicates number of inches required for adjustment
- Permanently mounts to trailer tongue
- Front-to-back or side-to-side leveling
- Includes weatherproofing cap



### Screw-On Levels

**09025**

- Screw holes for permanent mounting
- Adhesive backing for easy positioning
- 2 pack



### Two-Way Stick-On Level

**03925** (packaged)

**8010039019** (Bulk 144 pieces)

- Self-sticking adhesive back
- Easily readable vial bubble
- 2 pack



### Level+Plus™

**05515**

- Front-to-back or side-to-side leveling
- Markings indicate number of inches required to raise or lower trailer or vehicle
- Memory feature remembers hitch height when reconnecting tow vehicle
- No more jumping in and out of the truck



# VEHICLE LOOKUP GUIDE

This convenient guide will help determine which applications fit any vehicle. Find your vehicle to know exactly what you need for towing, being towed or just backing up.

Make	Model	Year	Plug-In Simple! <sup>®</sup> Vehicle Specific Wiring Kit	Est. Install Time Hours	UNIVERSAL	5th Wheel Kits	Brake Control Connectors	Towed Vehicle Kits	Plug-In Simple! <sup>®</sup> Camera
ACURA	CL	1997-03	43105	1	Converter				
	Integra	1986-93	N/A		Converter				
	Integra	1994-01	43105	1	Converter				
	ILX	2013-18	43690	1.5	Power Converter				
	ILX	2019-20	N/A		See Dealer				
	Legend / RL	1986-95	N/A		Power Converter				
	NSX / NSX-T	1991-00	N/A		Power Converter				
	NSX	2016-20	N/A		N/A				
	MDX	2001-06	43105	1	Converter				
	MDX	2007-13	43275	1.5	Power Converter				
	MDX	2014-20	43270	1.5	See Dealer				
	RDX	2007-18	43265	1.5	Power Converter				
	RDX	2019-20	N/A		See Dealer				
	RL	1996-03	43105	1	Converter				
	RL	2004-05	N/A		Converter				
	RL	2006-10	N/A		Power Converter				
	RLX	2014-20	N/A		Power Converter				
	RSX	2002-07	N/A		Power Converter				
	SLX	1996-99	43255	1	Converter				
	TL	1996-03	43105	1	Converter				
	TL	2004-08	43254	1.5	Power Converter				
	TL	2008-14	N/A		Power Converter				
	TLX	2015-20	N/A		See Dealer				
TSX	2006-11	43195	1.5	Power Converter					
TSX (Sedan)	2011-14	43195	1.5	Power Converter					
TSX (Wagon)	2011-14	N/A		Power Converter					
Vigor	1992-94	N/A		Power Converter					
ZDX	2010-13	43264	1.5	Power Converter					
AMC	Alliance	1983-87	N/A		Converter				
	Concord	1983-87	N/A		Converter				
AUDI	A3	2006-08	N/A		See Dealer				
	A3	2009-11	N/A		Power Converter				
	A3	2012-16	N/A		See Dealer				
	A3	2017-20	N/A		See Dealer				
	A4	1996-08	N/A		Power Converter				
	A4	2009-15	N/A		See Dealer				
	A4 Avant Wagon allroad	2015-20	N/A		See Dealer				
	A4	2016-20	N/A		See Dealer				
	A5	2008-14	N/A		See Dealer				
	A5	2015-19	N/A		See Dealer				
	A5	2020	N/A		See Dealer				
	A6	1995-97	N/A		Power Converter				
	A6	1998-04	N/A		Power Converter				
	A6	2005-08	N/A		Power Converter				
	A6	2009-15	N/A		See Dealer				



Make	Model	Year	Plug-In Simple! <sup>®</sup> Vehicle Specific Wiring Kit	Est. Install Time Hours	UNIVERSAL	5th Wheel Kits	Brake Control Connectors	Towed Vehicle Kits	Plug-In Simple! <sup>®</sup> Camera
AUDI	A6	2016-20	N/A		See Dealer				
	A7	2012-15	N/A		See Dealer				
	A7	2016-20	N/A		See Dealer				
	A8	1997-15	N/A		Power Converter				
	A8	2016-19	N/A		See Dealer				
	A8	2020	N/A		See Dealer				
	Allroad	2004-06	N/A		Power Converter				
	Q3 (with tow package)	2009-15	40940, 40950, 40955, 40965, 40975	0.5	See Dealer				
	Q3 (with tow package)	2009-15	41153, 41154, 41155	0.5	See Dealer				
	Q5 (without tow package)	2009-10	N/A		See Dealer				
	Q5 (with tow package)	2009-14	40940, 40950, 40955, 40965, 40975	0.5	7 Blade				
	Q5 (with tow package)	2009-14	41153, 41154, 41155	0.5	4 Flat				
	Q5	2015-19	N/A		See Dealer				
	Q5	2020	N/A		See Dealer				
	Q7 (without tow package)	2007-15	N/A		See Dealer				
	Q7 (with tow package)	2007-17	40940, 40950, 40955, 40965, 40974, 40975	0.5	7 Blade				
	Q7 (with tow package)	2007-17	41153, 41154, 41155	0.5	4 Flat				
	Q7	2018-19	N/A		See Dealer				
	Q8	2019-20	N/A		See Dealer				
	R8	2008-10	N/A		See Dealer				
	S3	2015-19	N/A		See Dealer				
	S3	2020	N/A		See Dealer				
	S4	2016-19	N/A		See Dealer				
	S4	2020	N/A		See Dealer				
	S5	2015-19	N/A		See Dealer				
	S6	2016-20	N/A		See Dealer				
	S7	2016-19	N/A		See Dealer				
	S7	2020	N/A		See Dealer				
	SQ5	2019-20	N/A		See Dealer				
	TT	1998-06	N/A		Power Converter				
	TT	2007-15	N/A		See Dealer				
	TT	2016-20	N/A		See Dealer				
BMW	All Models	1985-04	N/A		Power Converter				
	1 Series	2011-20	N/A		Power Converter				
	2 Series	2014-20	N/A		See Dealer				
	3 Series	2004-20	N/A		Power Converter				
	4 Series	2014-20	N/A		See Dealer				
	525i	2005-09	N/A		Power Converter				
	530i	2006-07	N/A		Power Converter				
	550	2006-10	N/A		Power Converter				
	750i	2006-08	N/A		Power Converter				
	545i	2005	N/A		Power Converter				
	5 Series	1995-02	N/A		Power Converter				
	5 Series	2003-09	N/A		Power Converter				
	5 Series	2010-16	N/A		Power Converter				
	5 Series	2017-20	N/A		See Dealer				
	6 Series	2004-10	N/A		See Dealer				
	6 Series	2011-16	N/A		See Dealer				
	6 Series	2017-20	N/A		See Dealer				
	650i	2006	N/A		Power Converter				
	7 Series	1994-01	N/A		Power Converter				
	7 Series	2002-07	N/A		Power Converter				

Make	Model	Year	Plug-In Simple! <sup>®</sup> Vehicle Specific Wiring Kit	Est. Install Time Hours	UNIVERSAL	5th Wheel Kits	Brake Control Connectors	Towed Vehicle Kits	Plug-In Simple! <sup>®</sup> Camera
<b>BMW</b>	7 Series	2008-14	N/A		Power Converter				
	7 Series	2015-20	N/A		See Dealer				
	8 Series	2018-20	N/A		See Dealer				
	I3	2013-20	N/A		See Dealer				
	I8	2014-20	N/A		See Dealer				
	M2	2019-20	N/A		See Dealer				
	M3	2007-13	N/A		Power Converter				
	M3	2019-20	N/A		See Dealer				
	M4	2019-20	N/A		See Dealer				
	M5	2011-16	N/A		See Dealer				
	M5	2017-20	N/A		See Dealer				
	M6	2012-19	N/A		Power Converter				
	X1	2009-15	N/A		Power Converter				
	X1	2016-20	N/A		See Dealer				
	X2	2018-20	N/A		See Dealer				
	X3	2003-09	N/A		See Dealer				
	X3	2010-16	N/A		See Dealer				
	X3	2017-20	N/A		See Dealer				
	X4	2014-17	N/A		See Dealer				
	X4	2018-20	N/A		See Dealer				
	X5	1999-05	N/A		See Dealer				
	X5	2006-12	N/A		See Dealer				
	X5	2013-17	N/A		See Dealer				
	X5	2018-20	N/A		See Dealer				
	X6	2015-19	N/A		See Dealer				
	X6	2020	N/A		See Dealer				
	X7	2019-20	N/A		See Dealer				
	Z4	2009-16	N/A		Power Converter				
Z4	2018-20	N/A		Power Converter					
<b>BUICK</b>	Apollo	1975	N/A		4 Flat				
	Century	1975-77	N/A		4 Flat				
	Century	1978-81	N/A		Converter				
	Century	1982-05	N/A		4 Flat				
	Cascada	2016-19	N/A						
	Electra	1971-84	N/A		4 Flat				
	Electra	1985-96	N/A		Converter				
	Enclave	2008-12	41615		1.5	Power Converter		47875	56106
	Enclave (with tow package)	2008-12	40940, 40950, 40955, 40965, 40975		0.5	7 Blade		47875	56106
	Enclave (with tow package)	2008-12	41153, 41154, 41155		0.5	4 Flat		47875	56106
	Enclave (with tow package)	2013-22	40920, 40930, 40940, 40950, 40955, 40965, 40974, 40975		0.5	7 Blade		47875	
	Enclave (with tow package)	2013-22	41153, 41154, 41155		0.5	4 Flat		47875	
	Enclave (without tow package)	2013-22	41310			Power Converter		47875	
	Encore	2013-16	41300		1.5	Power Converter			
	Encore	2017-20	N/A		1.5	Power Converter			
	Envision	2016-22	41394		1.5	Power Converter			
	Estate	1971-96	N/A			4 Flat			
	LaCrosse	2005-09	41385		1	4 Flat			
	LaCrosse	2010-16	41315		1.5	Power Converter			
	LaCrosse	2017-19	N/A			Power Converter			
	LeSabre	1975-85	N/A			4 Flat			
LeSabre	1986-89	N/A			Converter				
LeSabre	1990-05	N/A			4 Flat				

Make	Model	Year	Plug-In Simple! <sup>®</sup> Vehicle Specific Wiring Kit	Est. Install Time Hours	UNIVERSAL	5th Wheel Kits	Brake Control Connectors	Towed Vehicle Kits	Plug-In Simple! <sup>®</sup> Camera
BUICK	Lucerne	2006-11	41395	1	4 Flat				
	Park Ave	1971-84	N/A		4 Flat				
	Park Ave	1985-05	N/A		Converter				
	Rainier	2004-07	40920, 40930, 40940, 40950, 40955, 40965, 40975	0.5	7 Blade				
	Rainier	2004-07	41153, 41154, 41155	0.5	4 Flat				
	Regal	1974-04	N/A		4 Flat				
	Regal	2011-13	41375	1	4 Flat				
	Regal	2014-17	41384	1.5	Power Converter				
	Regal Tour X	2018-20	N/A						
	Regal GS	2018-20	N/A						
	Regal Sportback	2018-20	N/A						
	Regal Avenir	2018-20	N/A						
	Rendezvous	2002-07	41405	1	4 Flat				
	Riviera	1974-85	N/A		Converter				
	Riviera	1986-98	N/A		Power Converter				
	Roadmaster	1991-96	41185	1	4 Flat				
	Roadmaster Estate Wagon	1991-96	41195	1	4 Flat				
	Skyhawk	1975-89	N/A		4 Flat				
	Skylark	1975-97	N/A		4 Flat				
	Somerset	1985-87	N/A		4 Flat				
Terraza	2005-07	41175	1	4 Flat					
Verano	2012-17	41374	1.5	Power Converter					
CADILLAC	Allante	1987-93	N/A		Power Converter				
	ATS	2013-19	N/A		Power Converter				
	ATS-V	2015-19	N/A		Power Converter				
	Calais	1974-84	N/A		Power Converter				
	Catera	1997-01	N/A		Power Converter				
	Cimarron	1982-88	N/A		Converter				
	CT6	2016-20	N/A						
	CTS	2003-07	41485	1.5	Power Converter				
	CTS-V	2004-07	41485	1.5	Power Converter				
	CTS, CTS-V	2008-19	41495	1.5	Power Converter				
	De Ville	1975-05	N/A		Power Converter				
	DTS	2006-10	N/A		Power Converter				
	Eldorado	1979-02	N/A		Power Converter				
	ELR	2014	41474	1.5	Power Converter				
	Escalade	1999	41125	1	4 Flat				
	Escalade	2000	41125	1	4 Flat		47795		
	Escalade	2001	N/A		4 Flat		47795		
	Escalade	2002-06	40920, 40930, 40940, 40950, 40955, 40965, 40975	0.5	7 Blade		47795	56101	
	Escalade	2002-06	41153, 41154, 41155	0.5	4 Flat		47795	56101	
	Escalade / EXT / ESV	2007-13	40920, 40930, 40940, 40950, 40955, 40965, 40975	0.5	7 Blade		47685	56105	
	Escalade / EXT / ESV	2007-13	41153, 41154, 41155	0.5	4 Flat		47685	56105	
	Escalade / EXT / ESV	2014	40920, 40930, 40940, 40950, 40955, 40965, 40975	0.5	7 Blade		53075	56105	
	Escalade / EXT / ESV	2014	41153, 41154, 41155	0.5	4 Flat		53075	56105	
Escalade / EXT / ESV	2015-22	40920, 40930, 40940, 40950, 40955, 40965, 40974, 40975	0.5	7 Blade		53075			
Escalade / EXT / ESV	2015-22	41153, 41154, 41155	0.5	4 Flat		53075			
Fleetwood	1974-96	N/A		Power Converter					



Make	Model	Year	Plug-In Simple! <sup>®</sup> Vehicle Specific Wiring Kit	Est. Install Time Hours	UNIVERSAL	5th Wheel Kits	Brake Control Connectors	Towed Vehicle Kits	Plug-In Simple! <sup>®</sup> Camera
CADILLAC	Seville	1975-97	N/A		Power Converter				
	Seville	1998-05	N/A		Converter				
	SRX	2004-09	N/A		Power Converter				
	SRX (with factory tow)	2010-16	41475	1	4 Flat				
	STS	2006-10	N/A		Power Converter				
	XLR	2006-09	N/A		Power Converter				
	XT4	2019-20	N/A						
	XT5	2017-20	N/A						
	XTS	2013-19	N/A		Power Converter				
CHEVROLET	Astro	1985-94	N/A		4 Flat				
	Astro	1995-05	41225	1	4 Flat				
	Avalanche	2002-06	40920, 40930, 40940, 40950, 40955, 40965, 40975	0.5	7 Blade		47795	56101	50002
	Avalanche	2002-06	41153, 41154, 41155	0.5	4 Flat		47795		50002
	Avalanche (4 pin taillight plug)	2007-13	40920, 40930, 40940, 40950, 40955, 40965, 40975	0.5	7 Blade		47685	56102	50002
	Avalanche (4 pin taillight plug)	2007-13	41153, 41154, 41155	0.5	4 Flat		47685	56102	50002
	Avalanche (5 pin taillight plug)	2007-13	40920, 40930, 40940, 40950, 40955, 40965, 40975	0.5	7 Blade		47685	56103	50002
	Avalanche (5 pin taillight plug)	2007-13	41153, 41154, 41155	0.5	4 Flat		47685	56103	50002
	Avalanche (6 pin taillight plug)	2007-13	40920, 40930, 40940, 40950, 40955, 40965, 40975	0.5	7 Blade		47685	56104	50002
	Avalanche (6 pin taillight plug)	2007-13	41153, 41154, 41155	0.5	4 Flat		47685	56104	50002
	Aveo Sedan	2007-11	41295	1.5	Power Converter				
	Aveo Hatchback (5 door)	2004-11	41415	1.5	Power Converter				
	Bel Air	1974-75	N/A		4 Flat				
	Beretta	1988-96	N/A		4 Flat				
	Blazer (full size)	1973-84	41105	0.5	4 Flat				
	Blazer (full size)	1985-91	41115	0.5	4 Flat				
	Blazer (full size)	1992-94	41125	0.5	4 Flat				
	Blazer	1995-02	41225	0.5	4 Flat				
	Blazer	2019-21	N/A						
	S-10 Blazer (2 door)	1984-91	41205	0.5	4 Flat				
	S-10 Blazer (2 door)	1992-94	41215	0.5	4 Flat				
	S-10 Blazer (4 door)	1991-94	N/A		4 Flat				
	Bolt	2017	N/A		See Dealer				
	Caballero	1978-87	N/A		4 Flat				
	Camaro	1974-77	N/A		4 Flat				
	Camaro	1978-02	N/A		Converter				
	Camaro	2010-11	41285	1	4 Flat				
	Camaro (without LED taillights)	2012-13	40495	1.5	Power Converter				
	Camaro (without LED taillights)	2014-15	N/A		Power Converter				
	Camaro (with LED taillights)	2012-15	N/A		Power Converter				
	Camaro (without LED taillights)	2016-20	N/A		Power Converter				
	Camaro (with LED taillights)	2016-20	N/A		Power Converter				
	Caprice	1975-93	N/A		4 Flat				
	Caprice	1994-96	41185	1	4 Flat				
	Caprice Wagon	1991-96	41195	1	4 Flat				
	Captiva	2012-15	41304	1.5	Power Converter				
Cavalier	1982-87	N/A		Converter					
Cavalier	1988-05	N/A		4 Flat					
Celebrity	1982-84	N/A		Converter					
Celebrity	1985-90	N/A		4 Flat					

Make	Model	Year	Plug-In Simple! <sup>®</sup> Vehicle Specific Wiring Kit	Est. Install Time Hours	UNIVERSAL	5th Wheel Kits	Brake Control Connectors	Towed Vehicle Kits	Plug-In Simple! <sup>®</sup> Camera
CHEVROLET	Chevelle	1974-77	N/A		4 Flat				
	City Express	2015-17	N/A		Power Converter				
	Classic	2005	N/A		Converter				
	Cobalt / SS (2 door)	2005-10	41555	1	4 Flat			56100	
	Cobalt Sport (2 door)	2005-10	41555	1	4 Flat			56100	
	Cobalt / SS (4 door)	2005-10	41565	1	4 Flat				
	Cobalt Sport (4 door)	2005-10	41565	1	4 Flat				
	Colorado	2004-07	41165	1.5	Power Converter			56109	
	Colorado (without tow package)	2008-12	41165	1.5	Power Converter			56109	
	Colorado (with tow package)	2008-12	40940, 40950, 40955, 40965, 40975	0.5	7 Blade			56109	50002
	Colorado (with tow package)	2008-12	41153, 41154, 41155	0.5	4 Flat			56109	50002
	Colorado (without tow package)	2015-22	41164	1.5	Power Converter				
	Colorado (with tow harness)	2015-22	41144	1	7 Blade				
	Colorado (with tow package)	2015-22	40940, 40950, 40955, 40965, 40974, 40975	0.5	7 Blade				50002
	Colorado (with tow package)	2015-22	41153, 41154, 41155	0.5	4 Flat				50002
	Corsica	1988-96	N/A		4 Flat				
	Corvette	1975-01	N/A		Power Converter				
	Corvette	2002-04	N/A		4 Flat				
	Corvette	2005-11	40495	1.5	Power Converter				
	Corvette	2014-19	41575	1.5	Power Converter				
	Corvette	2020	N/A		See Dealer				
	Cruze	2011-15	41435	1.5	Power Converter				
	Cruze (4 door)	2016-20	N/A						
	Cruze Hatchback	2017-20	N/A						
	El Camino	1975-87	N/A		4 Flat				
	Equinox	2004-06	41235	1.5	Power Converter				
	Equinox	2007-09	41265	1	4 Flat				
	Equinox	2010-17	41275	1	4 Flat			56108	
	Equinox	2018-21	N/A						
	Equinox (with tow package)	2018-22	40940, 40950, 40955, 40965, 40974, 40975	0.5	7 Blade				
	Equinox (with tow package)	2018-22	41153, 41154, 41155	0.5	4 Flat				
	Express Van	1996-99	41325	1	Converter				
	Express Van	2000-02	41335	1	Converter				
	Express Van	2003-23	41345	1.5	Power Converter				
	Express Van (with tow package)	2008-23	40940, 40950, 40955, 40965, 40974, 40975	0.5	7 Blade				
	Express Van (with tow package)	2008-23	41153, 41154, 41155	0.5	4 Flat				
	HHR	2006-11	41555	1	4 Flat			56100	
	HHR Sport	2006-11	41555	1	4 Flat			56100	
	Impala	1975-82	N/A		4 Flat				
	Impala SS	1994-96	41185	1	4 Flat				
	Impala	2000-05	N/A		4 Flat				
	Impala	2006-13	41595	1	4 Flat				
Impala	2014-20	41434	1.5	Power Converter					
Lumina	1990-01	N/A		4 Flat					
Lumina APV Van	1990-92	N/A		4 Flat					
Lumina APV Van	1993-96	41355	1	4 Flat					
Malibu	1974-83	N/A		4 Flat					
Malibu	1997-03	N/A		Converter					
Malibu	2004-07	41605	1.5	Power Converter					

Make	Model	Year	Plug-In Simple! <sup>®</sup> Vehicle Specific Wiring Kit	Est. Install Time Hours	UNIVERSAL	5th Wheel Kits	Brake Control Connectors	Towed Vehicle Kits	Plug-In Simple! <sup>®</sup> Camera	
<b>CHEVROLET</b>	Malibu (except LTZ)	2008-12	41615	1.5	Power Converter			56106		
	Malibu	2013-16	41625	1.5	PWM					
	Malibu	2017-20	N/A		PWM					
	Metro	1998-00	N/A		Power Converter					
	Monte Carlo	1970-88	N/A		4 Flat					
	Monte Carlo	1995-99	N/A		4 Flat					
	Monte Carlo	2000-06	N/A		Converter					
	Monte Carlo	2007	N/A		4 Flat					
	Monza	1975-80	N/A		4 Flat					
	Nova	1975-79	N/A		4 Flat					
	Nova	1985-88	N/A		Power Converter					
	Prizm	1998-02	N/A		Converter					
	Pickup (full size)	1963-67	N/A		4 Flat					
	Pickup (full size)	1968-84	41105	0.5	4 Flat					
	Pickup (full size)	1985-87	41115	0.5	4 Flat					
	Pickup (full size)	1988-98	41125	0.5	4 Flat					
	Pickup C/K (old body style)	1999-00	41125	0.5	4 Flat					
	Silverado 1500 (new body style)	1999-02	41145	1	4 Flat			47795		
	Silverado 1500	2003-07	40920, 40930, 40940, 40950, 40955, 40965, 40975	0.5	7 Blade	41157	47795		56101	50002
	Silverado 1500	2003-07	41153, 41154, 41155	0.5	4 Flat	41157	47795		56101	50002
	Silverado 1500 (new body style)	2007-13	40920, 40930, 40940, 40950, 40955, 40965, 40975	0.5	7 Blade	41157	47685		56101	50002
	Silverado 1500 (new body style)	2007-13	41153, 41154, 41155	0.5	4 Flat	41157	47685		56101	50002
	Silverado 1500	2014	40940, 40950, 40955, 40965, 40974, 40975	0.5	7 Blade	41157	53075			50002
	Silverado 1500	2014	41153, 41154, 41155	0.5	4 Flat	41157	53075			50002
	Silverado 2500/3500 (new body style)	1999-02	40920, 40930, 40940, 40950, 40955, 40965, 40975	0.5	7 Blade	41157	47795			50002
	Silverado 2500/3500 (new body style)	1999-02	41153, 41154, 41155	0.5	4 Flat	41157	47795			50002
	Silverado 2500/3500	2003-07	40920, 40930, 40940, 40950, 40955, 40965, 40975	0.5	7 Blade	41157	47795		56101	50002
	Silverado 2500/3500	2003-07	41153, 41154, 41155	0.5	4 Flat	41157	47795		56101	50002
	Silverado 2500/3500 (new body style)	2007-13	40920, 40930, 40940, 40950, 40955, 40965, 40975	0.5	7 Blade	41157	47685		56101	50002
	Silverado 2500/3500 (new body style)	2007-13	41153, 41154, 41155	0.5	4 Flat	41157	47685		56101	50002
	Silverado 2500/3500	2014	40940, 40950, 40955, 40965, 40974, 40975	0.5	7 Blade	41157	53075		56101	50002
	Silverado 2500/3500	2014	41153, 41154, 41155	0.5	4 Flat	41157	53075		56101	50002
	Silverado 1500, 2500, 3500	2015-18	40940, 40950, 40955, 40965, 40974, 40975	0.5	7 Blade	41157	53075			50002
	Silverado 1500, 2500, 3500	2015-18	41153, 41154, 41155	0.5	4 Flat	41157	53075			50002
	Silverado 1500	2019	40940, 40950, 40955, 40965, 40974, 40975	0.5	7 Blade	41157	53075			50002
	Silverado 1500	2019	41153, 41154, 41155	0.5	4 Flat	41157	53075			50002
	Silverado 2500, 3500	2019	40940, 40950, 40955, 40965, 40974, 40975	0.5	7 Blade	41166	53075			50002
	Silverado 2500, 3500	2019	41153, 41154, 41155	0.5	4 Flat	41166	53075			50002
	Silverado 1500	2020-23	40940, 40950, 40955, 40965, 40974, 40975	0.5	7 Blade	41157	53076			50002
	Silverado 1500	2020-23	41153, 41154, 41155	0.5	4 Flat	41157	53076			50002
Silverado 2500, 3500	2020-23	40940, 40950, 40955, 40965, 40974, 40975	0.5	7 Blade	41166	53076			50002	
Silverado 2500, 3500	2020-23	41153, 41154, 41155	0.5	4 Flat	41166	53076			50002	

Make	Model	Year	Plug-In Simple! <sup>®</sup> Vehicle Specific Wiring Kit	Est. Install Time Hours	UNIVERSAL	5th Wheel Kits	Brake Control Connectors	Towed Vehicle Kits	Plug-In Simple! <sup>®</sup> Camera
CHEVROLET	S-10 Pickup	1985-97	41115	0.5	4 Flat				
	S-10 Pickup	1998-04	41135	0.5	4 Flat				
	Sonic (4 door)	2012-16	41174	1.5	PWM				
	Sonic Hatchback	2013-16	41174	1.5	PWM				
	Sonic (4 door)	2017-20	N/A						
	Sonic Hatchback	2017-20	N/A						
	Spark	2013-20	41120	1.5	Power Converter				
	SS	2014-17	41585	1.5	PWM				
	Suburban	1973-84	41105	0.5	4 Flat				
	Suburban	1985-91	41115	0.5	4 Flat				
	Suburban	1992-99	41125	0.5	4 Flat				
	Suburban	2000-02	40920, 40930, 40940, 40950, 40955, 40965, 40975	0.5	7 Blade		47795		50002
	Suburban	2000-02	41153, 41154, 41155	0.5	4 Flat		47795		50002
	Suburban (non Z71)	2003-06	40920, 40930, 40940, 40950, 40955, 40965, 40975	0.5	7 Blade		47795	56101	50002
	Suburban (non Z71)	2003-06	41153, 41154, 41155	0.5	4 Flat		47795	56101	50002
	Suburban (Z71)	2003-06	40920, 40930, 40940, 40950, 40955, 40965, 40975	0.5	7 Blade		47795		50002
	Suburban (Z71)	2003-06	41153, 41154, 41155	0.5	4 Flat		47795		50002
	Suburban (4 pin taillight plug)	2007-14	40920, 40930, 40940, 40950, 40955, 40965, 40974, 40975	0.5	7 Blade		47685	56102	
	Suburban (4 pin taillight plug)	2007-14	41153, 41154, 41155	0.5	4 Flat		47685	56102	
	Suburban (5 pin taillight plug)	2007-14	40920, 40930, 40940, 40950, 40955, 40965, 40974, 40975	0.5	7 Blade		47685	56103	
	Suburban (5 pin taillight plug)	2007-14	41153, 41154, 41155	0.5	4 Flat		47685	56103	
	Suburban (6 pin taillight plug)	2007-14	40920, 40930, 40940, 40950, 40955, 40965, 40974, 40975	0.5	7 Blade		47685	56104	
	Suburban (6 pin taillight plug)	2007-14	41153, 41154, 41155	0.5	4 Flat		47685	56104	
	Suburban 1500	2015-20	40920, 40930, 40940, 40950, 40955, 40965, 40974, 40975	0.5	7 Blade		53075	56115	
	Suburban 1500	2015-20	41153, 41154, 41155	0.5	4 Flat		53075	56115	
	Suburban 1500	2021-22	40974	0.5	7 Blade			56116	
	Suburban 1500	2021-22	41153, 41154, 41155	0.5	4 Flat			56116	
	Suburban 3500 HD	2015-20	41153, 41154, 41155	0.5	4 Flat		53075	56115	
	Suburban 3500 HD	2015-20	40920, 40930, 40940, 40950, 40955, 40965, 40975	0.5	7 Blade		53075	56115	
	Tahoe	1995-00	41125	0.5	4 Flat				
	Tahoe	2000-02	40940, 40950, 40955, 40965, 40975	0.5	7 Blade		47795		50002
	Tahoe	2000-02	41153, 41154, 41155	0.5	4 Flat		47795		50002
	Tahoe (non Z71)	2003-06	40940, 40950, 40955, 40965, 40975	0.5	7 Blade		47795	56101	50002
	Tahoe (non Z71)	2003-06	41153, 41154, 41155	0.5	4 Flat		47795	56101	50002
	Tahoe (Z71)	2003-06	40940, 40950, 40955, 40965, 40975	0.5	7 Blade		47795		50002
	Tahoe (Z71)	2003-06	41153, 41154, 41155	0.5	4 Flat		47795		50002
	Tahoe (4 pin taillight plug)	2007-14	40920, 40930, 40940, 40950, 40955, 40965, 40974, 40975	0.5	7 Blade		47685	56102	
	Tahoe (4 pin taillight plug)	2007-14	41153, 41154, 41155	0.5	4 Flat		47685	56102	
	Tahoe (5 pin taillight plug)	2007-14	40920, 40930, 40940, 40950, 40955, 40965, 40974, 40975	0.5	7 Blade		47685	56103	
	Tahoe (5 pin taillight plug)	2007-14	41153, 41154, 41155	0.5	4 Flat		47685	56103	

Make	Model	Year	Plug-In Simple! <sup>®</sup> Vehicle Specific Wiring Kit	Est. Install Time Hours	UNIVERSAL	5th Wheel Kits	Brake Control Connectors	Towed Vehicle Kits	Plug-In Simple! <sup>®</sup> Camera	
<b>CHEVROLET</b>	Tahoe (6 pin taillight plug)	2007-14	40920, 40930, 40940, 40950, 40955, 40965, 40974, 40975	0.5	7 Blade		47685	56104		
	Tahoe (6 pin taillight plug)	2007-14	41153, 41154, 41155	0.5	4 Flat		47685	56104		
	Tahoe	2015-20	40920, 40930, 40940, 40950, 40955, 40965, 40974, 40975	0.5	7 Blade		53075	56115		
	Tahoe	2015-20	41153, 41154, 41155	0.5	4 Flat		53075	56115		
	Tahoe	2021-22	40974	0.5	7 Blade			56116		
	Tahoe	2021-22	41153, 41154, 41155	0.5	4 Flat			56116		
	Tracker	1998-04	41245	0.5	Converter					
	Trailblazer	2002-09	40920, 40930, 40940, 40950, 40955, 40965, 40975	0.5	7 Blade					
	Trailblazer	2002-09	41153, 41154, 41155	0.5	4 Flat					
	Trailblazer	2021	N/A							
	Traverse	2009-12	41615	1.5	Power Converter		47875	56106		
	Traverse (with tow package)	2010-12	40940, 40950, 40955, 40965, 40975	0.5	7 Blade		47875	56106		
	Traverse (with tow package)	2010-12	41153, 41154, 41155	0.5	4 Flat		47875	56106		
	Traverse (without tow package)	2013-17	41150	1.5	Power Converter		47875			
	Traverse (without tow package)	2018-21	N/A							
	Traverse (with tow package)	2013-22	40920, 40930, 40940, 40950, 40955, 40965, 40974, 40975	0.5	7 Blade		47875			
	Traverse (with tow package)	2013-22	41153, 41154, 41155	0.5	4 Flat		47875			
	Trax	2015-20	N/A		Power Converter					
	Uplander	2006-08	41175	1	4 Flat					
	Van (full size)	1971-86	N/A		4 Flat					
	Van (full size)(except Express)	1987-96	41305	0.5	4 Flat					
	Volt	2016-17	N/A		See Dealer					
	Vega	1974-77	N/A		4 Flat					
	Venture	1997-05	41365	0.5	Converter					
	<b>CHRYSLER</b>	200	2011-14	42274	1.5	Power Converter				
		200	2015-17	42284		Power Converter				
200 (convertible)		2015-16	N/A		Power Converter					
300		2005-07	42285	1	4 Flat					
300		2008-09	42295	1.5	Power Converter					
300C		2005-10	42295	1.5	Power Converter					
300 / 300C		2011-14	42264	1.5	Power Converter					
300 / 300C		2015-22	42290	1.5	Power Converter					
300M		1999-04	42275	1.5	Power Converter					
300 Touring		2005-07	N/A		4 Flat					
300 Touring		2008-09	N/A		Power Converter					
Aspen		2007-09	42245	1.5	Power Converter		47755			
Aspen (with tow package)		Early 07	42145, 42190	0.5	7 Blade					
Aspen (with tow package)		2007-09	40940, 40950, 40955, 40965, 40975	0.5	7 Blade		47755			
Aspen (with tow package)		2007-09	41153, 41154, 41155	0.5	4 Flat		47755			
Cirrus		1995-00	N/A		Converter					
Concorde		1993-97	N/A		Power Converter					
Concorde		1998-02	42275	1.5	Power Converter					
Concorde		2003-04	N/A		Power Converter					
Cordoba		1980-83	N/A		4 Flat					
Crossfire		2004-06	N/A		Power Converter					
Imperial		1971-83	N/A		4 Flat					
Imperial		1984-93	N/A		Power Converter					
Laser		1984-87	N/A		Power Converter					



Make	Model	Year	Plug-In Simple!® Vehicle Specific Wiring Kit	Est. Install Time Hours	UNIVERSAL	5th Wheel Kits	Brake Control Connectors	Towed Vehicle Kits	Plug-In Simple!® Camera
CHRYSLER	Le Baron	1977-89	N/A		4 Flat				
	Le Baron	1990-95	N/A		Power Converter				
	LHS	1994-01	N/A		Power Converter				
	LHS	1999	42275	1.5	Power Converter				
	New Yorker	1975-87	N/A		4 Flat				
	New Yorker	1988-95	N/A		Power Converter				
	Pacifica	2004-08	42415	1.5	Power Converter				
	Pacifica (with tow package)	2004-08	42145, 42190	0.5	7 Blade				
	Pacifica LX	2017-20	42414	1.5	Power Converter				
	Pacifica Touring	2017-20	42424	1.5	Power Converter				
	PT Cruiser	2001-10	42435	1.5	Power Converter				
	Town & Country	1984-90	N/A		4 Flat				
	Town & Country	1991-95	42205	1	4 Flat				
	Town & Country	1996-00	42215	1	Converter				
	Town & Country	2001-03	42225	1	Converter				
	Town & Country	2004-07	42235	1	4 Flat				
	Town & Country	2008-10	42175	1.5	Power Converter				
	Town & Country	2011-16	41995	1.5	Power Converter				
	Sebring	1995-01	N/A		See Dealer				
	Sebring	2002-06	N/A		Power Converter				
Sebring	2007-10	42265	1.5	Power Converter					
Voyager	2020	N/A		Power Converter					
DIAHATSU	Charade	1989-93	N/A		Converter				
	Rocky	1990-94	N/A		Converter				
DODGE	400	1982-83	N/A		4 Flat				
	600	1983-88	N/A		4 Flat				
	Aries	1981-89	N/A		4 Flat				
	Arrow Pickup	1979-83	N/A		Converter				
	Aspen	1976-80	N/A		4 Flat				
	Avenger	1995-00	N/A		4 Flat				
	Avenger	2008-10	42255	1.5	Power Converter				
	Avenger	2011-14	42274	1.5	Power Converter				
	Caliber	2007	42125	1.5	Power Converter				
	Caliber	2008-12	42175	1.5	Power Converter				
	Caravan / Grand Caravan	1984-90	N/A		4 Flat				
	Caravan / Grand Caravan	1991-95	42205	1	4 Flat				
	Caravan / Grand Caravan	1996-00	42215	1	Converter				
	Caravan / Grand Caravan	2001-03	42225	1	Converter				
	Caravan / Grand Caravan	2004-07	42235	1	4 Flat				
	Caravan / Grand Caravan	2008-10	42175	1.5	Power Converter				
	Caravan / Grand Caravan	2011-20	41995	1.5	Power Converter				
	Challenger	1976-80	N/A		4 Flat				
	Challenger	1981-83	N/A		Converter				
	Challenger	2008-14	42285	1	4 Flat				
	Challenger	2015-22	42294		Power Converter				
	Charger	1975-87	N/A		4 Flat				
	Charger	2006-10	42285	1	4 Flat				
	Charger	2011-14	42165	1.5	Power Converter				
	Charger	2015-22	42164	1.5	Power Converter				

Make	Model	Year	Plug-In Simple! <sup>®</sup> Vehicle Specific Wiring Kit	Est. Install Time Hours	UNIVERSAL	5th Wheel Kits	Brake Control Connectors	Towed Vehicle Kits	Plug-In Simple! <sup>®</sup> Camera
DODGE	Colt	1975-95	N/A		Converter				
	Dakota	1987-94	42105	0.5	4 Flat				
	Dakota	1995-96	42115	0.5	4 Flat				
	Dakota	1997-03	42115	0.5	4 Flat		47755		
	Dakota	2004-11	42205	0.5	4 Flat		47755		
	Dakota (with tow package)	2000-10	42145, 42190	0.5	7 Blade		47755		
	Dart	2013-16	42104	1.5	Power Converter				
	Daytona	1984-91	N/A		4 Flat				
	Daytona	1992-93	N/A		Converter				
	Diplomat	1977-89	N/A		4 Flat				
	Durango	1998-03	42215	1	Converter		47755		
	Durango	2004-09	42245	1	Converter		47755		
	Durango (with tow package) (early 07)	2000-07	42145, 42190	0.5	7 Blade		47755		
	Durango (with tow package)	2007-09	40940, 40950, 40955, 40965, 40975	0.5	7 Blade		47755		
	Durango (with tow package)	2007-09	41153, 41154, 41155	0.5	4 Flat		47755		
	Durango (with tow package)	2010	40940, 40950, 40955, 40965, 40975	0.5	7 Blade				
	Durango (with tow package)	2010	41153, 41154, 41155	0.5	4 Flat				
	Durango (with tow package)	2011-12	40940, 40950, 40955, 40965, 40975	0.5	7 Blade		53035		
	Durango (with tow package)	2011-12	41153, 41154, 41155	0.5	4 Flat		53035		
	Durango (without tow package)	2011-13	42175	1.5	Power Converter		53035		
	Durango (with tow package)	2013-22	40940, 40950, 40955, 40965, 40974, 40975	0.5	7 Blade		53035		
	Durango (with tow package)	2013-22	41153, 41154, 41155	0.5	4 Flat				
	Durango (without tow package)	2014-22	42214	1.5	Power Converter				
	Dynasty	1988-93	N/A		4 Flat				
	Intrepid	1998-04	42275	1.5	Power Converter				
	Journey	2009	42155	1.5	Power Converter				
	Journey (with tow package)	2009-10	40940, 40950, 40955, 40965, 40975	0.5	7 Blade				
	Journey (with tow package)	2009-10	41153, 41154, 41155	0.5	4 Flat				
	Journey	2010	N/A		4 Flat				
	Journey	2011-12	N/A	1.5	Power Converter				
	Journey	2013-19	N/A		Power Converter				
	Lancer	1985-89	N/A		4 Flat				
	Magnum	2005-08	42195	1.5	Power Converter				
	Mirada	1980-83	N/A		4 Flat				
	Neon	1995-06	N/A		4 Flat				
	Nitro	2007-12	42485	1.5	Power Converter				
	Nitro (with tow package)	2007-09	40940, 40950, 40955, 40965, 40975	0.5	7 Blade				
	Nitro (with tow package)	2007-09	41153, 41154, 41155	0.5	4 Flat				
	Omni	1978-90	N/A		4 Flat				
	Raider	1987-89	N/A		Converter				
Ram Pickup (all sizes)	1976-86	N/A		4 Flat					
Ram Pickup (all sizes)	1986-94	42105	0.5	4 Flat					
Ram Pickup (all sizes)	1995-01	42115	0.5	4 Flat		47755			
Ram Pickup (cab & chassis only)	1995-02	42105	0.5	4 Flat		47755			
Ram Pickup 1500	2002-06	42135	0.5	Converter		47755			
Ram Pickup 1500	2007-08	42205	0.5	4 Flat		47755			
Ram 1500 (with tow package)	2000-08	42145, 42190	0.5	7 Blade	42137	47755			
Ram 1500 (with tow package)	2009-12	40940, 40950, 40955, 40965, 40974, 40975	0.5	7 Blade	41157	53015		50002	

Make	Model	Year	Plug-In Simple! <sup>®</sup> Vehicle Specific Wiring Kit	Est. Install Time Hours	UNIVERSAL	5th Wheel Kits	Brake Control Connectors	Towed Vehicle Kits	Plug-In Simple! <sup>®</sup> Camera
DODGE	Ram 1500 (with tow package)	2009-12	41153, 41154, 41155	0.5	4 Flat	41157	53015		50002
	Ram 1500 (with tow package)	2013-14	40940, 40950, 40955, 40965, 40974, 40975	0.5	7 Blade	41157	53055		50002
	Ram 1500 (with tow package)	2013-14	41153, 41154, 41155	0.5	4 Flat	41157	53055		50002
	Ram 1500 (with tow package)	2015-23	40940, 40950, 40955, 40965, 40974, 40975	0.5	7 Blade	41157	53056		50002
	Ram 1500 (with tow package)	2015-23	41153, 41154, 41155	0.5	4 Flat	41157	53056		50002
	Ram Pickup 2500/3500	2002	42115	0.5	4 Flat		47755		
	Ram Pickup 2500/3500	2003-06	42135	0.5	Converter		47755		
	Ram Pickup 2500/3500	2007-09	42205	0.5	4 Flat		47755		
	Ram Pickup 2500/3500 (with tow package)	2000-09	42145, 42190	0.5	7 Blade	42137	47755		
	Ram Pickup 2500/3500 (with tow package)	2010-12	40940, 40950, 40955, 40965, 40974, 40975	0.5	7 Blade	41157	53015		50002
	Ram Pickup 2500/3500 (with tow package)	2010-12	41153, 41154, 41155	0.5	4 Flat	41157	53015		50002
	Ram Pickup 2500/3500 (with tow package)	2013-14	40940, 40950, 40955, 40965, 40974, 40975	0.5	7 Blade	41157	53055		50002
	Ram Pickup 2500/3500 (with tow package)	2013-14	41153, 41154, 41155	0.5	4 Flat	41157	53055		50002
	Ram Pickup 2500/3500 (with tow package)	2015-23	40940, 40950, 40955, 40965, 40974, 40975	0.5	7 Blade	41157	53056		50002
	Ram Pickup 2500/3500 (with tow package)	2015-23	41153, 41154, 41155	0.5	4 Flat	41157	53056		50002
	Ram 50/50 Series Pickup	1979-93	N/A		Converter				
	Ram Promaster City	2015-22	42314	1.5	Power Converter				
	Ram Promaster 1500/2500/3500	2014-22	42304	1.5	Power Converter				
	Ram Promaster 1500/2500/3500 (with tow package)	2014-22	40940, 40950, 40955, 40965, 40974, 40975	0.5	7 Blade				
	Ram Promaster 1500/2500/3500 (with tow package)	2014-22	41153, 41154, 41155	0.5	4 Flat				
	Ram Tradesman Van (with tow package)	2014-19	42145, 42190		7 Blade				
	Ram Van	1971-92	N/A		4 Flat				
	Ram Van	1993-98	42305	0.5	4 Flat				
	Ram Van	1999-00	42315	0.5	4 Flat				
	Ram Van	2001-03	42145, 42190	0.5	7 Blade				
	Ramcharger / Trailduster	1974-87	N/A		4 Flat				
	Ramcharger / Trailduster	1988-93	42105	0.5	4 Flat				
	Rampage	1982-84	N/A		4 Flat				
	Scamp	1983	N/A		4 Flat				
	Shadow	1987-94	N/A		4 Flat				
	Spirit	1989-95	N/A		Power Converter				
	Sprinter	2002-08	N/A		Converter				
	Sprinter (with tow package)	2004-08	42145, 42190	0.5	7 Blade				
Sprinter 2500	2009	42145, 42190	0.5	7 Blade					
Sprinter 3500	2009	42145, 42190	0.5	7 Blade					
Stealth	1991-96	N/A		Power Converter					
Stratus	1995-07	N/A		Converter					
Vista	1984-91	N/A		Converter					
EAGLE	Eagle	1980-88	N/A		Converter				
	Pacer	1978-80	N/A		4 Flat				
	Spirit	1979-83	N/A		4 Flat				
	Summit	1989-96	N/A		Converter				
	Talon	1990-91	N/A		4 Flat				
	Talon	1992-97	N/A		Power Converter				
Vision	1993-97	N/A		Power Converter					

Make	Model	Year	Plug-In Simple! <sup>®</sup> Vehicle Specific Wiring Kit	Est. Install Time Hours	UNIVERSAL	5th Wheel Kits	Brake Control Connectors	Towed Vehicle Kits	Plug-In Simple! <sup>®</sup> Camera
FIAT	124 Spider	2019	N/A		See Dealer				
	500	2012-19	40274	1.5	Power Converter				
	500e	2019	N/A		See Dealer				
	500L	2014-19	41204	1.5	Power Converter				
	500X	2016-22	40274	1.5	Power Converter				
FORD	Aerostar	1986-96	N/A		Converter				
	Aerostar	1997	40655	1	4 Flat				
	Aspire	1994-97	N/A		Converter				
	Bronco	1980-86	40115	0.5	4 Flat				
	Bronco	1987-88	40415	0.5	4 Flat				
	Bronco	1989-91	40425	0.5	4 Flat				
	Bronco	1992-93	40435	0.5	4 Flat		47695		
	Bronco	1994-96	40435	0.5	4 Flat		47715		
	Bronco II	1984-86	N/A		4 Flat				
	Bronco II	1987-91	40405	0.5	4 Flat				
	Contour	1995-00	N/A		4 Flat				
	C-Max	2013	N/A		Power Converter				
	Crown Victoria / LTD	1975-91	N/A		4 Flat				
	Crown Victoria / LTD	1992-97	40505	1	4 Flat				
	Crown Victoria / LTD / No police interceptor	1998-03	40504	1.5	Power Converter				
	Crown Victoria / LTD	2004-09	N/A		Power Converter				
	E-350 RV, E-450 RV	2009-11	N/A		7 Blade		47855		
	Econoline Van	1975-91	N/A		4 Flat				
	Econoline Van	1992-93	40315	1.5	Power Converter				
	Econoline Van	1994	40315	1.5	Power Converter		47715		
	Econoline Van	1995-01	40655	0.5	4 Flat		47715		
	Econoline Van	2002-03	40655	0.5	4 Flat		47715		
	Econoline Van	2004-08	N/A		4 Flat		47715		
	Econoline Van (with factory 7 blade)	2004-08	40940, 40950, 40955, 40965, 40975	0.5	7 Blade		47715		
	Econoline Van (with factory 7 blade)	2004-08	41153, 41154, 41155	0.5	4 Flat		47715		
	Econoline Van (with factory 4 flat)	2009-13	40665	0.5	4 Flat		47855		
	Econoline Van (with factory 7 blade)	2009-15	40940, 40950, 40955, 40965, 40975	0.5	7 Blade		47855		
	Econoline Van (with factory 7 blade)	2009-15	41153, 41154, 41155	0.5	4 Flat		47855		
	Econoline E-Series Van (without tow package)	2004-15	40495	1.5	Power Converter				
	Econoline Wagon, E-350	2004-10	N/A		4 Flat				
	Edge	2007-10	40495	1.5	Power Converter			56000	
	Edge	2011-14	40695	1.5	Power Converter			56001	
	Edge SE / SEL	2015-20	N/A		PWM				
Edge Sport / Titanium	2015-18	40484	1.5	Power Converter			56011		
Edge Sport / Titanium	2019-20	N/A		PWM					
Escape (early 2004)	2001-04	40315	1.5	Power Converter					
Escape (with tow package)	2001-04	40445	1	4 Flat					
Escape (without tow package)	2005-07	40465	1.5	Power Converter					
Escape (with tow package)	2005-07	40455	1	4 Flat					
Escape	2008-12	40495	1.5	Power Converter			56000		
Escape	2013-16	40514	1.5	Power Converter					
Escape	2017-19	40524	1.5	Power Converter					
Escape	2020-21	N/A		Power Converter					

Make	Model	Year	Plug-In Simple! <sup>®</sup> Vehicle Specific Wiring Kit	Est. Install Time Hours	UNIVERSAL	5th Wheel Kits	Brake Control Connectors	Towed Vehicle Kits	Plug-In Simple! <sup>®</sup> Camera
FORD	Escape (with tow package)	2013-17	40940, 40950, 40955, 40965, 40974, 40975	0.5	7 Blade				
	Escape (with tow package)	2013-17	41153, 41154, 41155	0.5	4 Flat				
	Escort Sedan	1981-96	N/A		Power Converter				
	Escort Sedan	1997-01	40655	1	4 Flat				
	Escort Wagon	1997-99	N/A		Converter				
	Excursion (without tow package)	2000-03	40655	0.5	4 Flat		47715		
	Excursion	2000-05	40940, 40950, 40955, 40965, 40975	0.5	7 Blade		47715		50002
	Excursion	2000-05	41153, 41154, 41155	0.5	4 Flat		47715		50002
	EXP	1982-88	N/A		Power Converter				
	Expedition (without tow package)	1997-03	40655	0.5	4 Flat		47715		
	Expedition	1997-03	40135	0.5	4 Flat		47715		
	Expedition (with factory 4 flat)	2000-02	40925	0.5	4 Flat		47715		
	Expedition (with factory 7 blade)	1999-12	40940, 40950, 40955, 40965, 40975	0.5	7 Blade		47715		
	Expedition (with factory 7 blade)	1999-12	41153, 41154, 41155	0.5	4 Flat		47715		
	Expedition (with factory 7 blade)	2013-14	40940, 40950, 40955, 40965, 40974, 40975	0.5	7 Blade		47855		
	Expedition (with factory 7 blade)	2013-14	41153, 41154, 41155	0.5	4 Flat		47855		
	Expedition (with factory 7 blade)	2015-23	40940, 40950, 40955, 40965, 40974, 40975	0.5	7 Blade		47845		
	Expedition (with factory 7 blade)	2015-23	41153, 41154, 41155	0.5	4 Flat		47845		
	Explorer	1991-94	40305	0.5	4 Flat				
	Explorer (with tow package)	1991-94	40905	0.5	4 Flat				
	Explorer	1996-97	40325	0.5	4 Flat				
	Explorer (with tow package)	1995-01	40915	0.5	4 Flat				
	Explorer (with amber turn signal)	1995-01	40315	1.5	Power Converter				
	Explorer	2001	N/A		4 Flat		47715		
	Explorer (with tow package)	2000-01	40915	0.5	4 Flat		47715		
	Explorer (2 door sport) (without tow package)	2001-03	40655	0.5	4 Flat		47715		
	Explorer (4 door) (without tow package)	2002-03	40655	0.5	4 Flat		47715		
	Explorer (with factory 4 flat)	2002-05	40335	0.5	4 Flat		47715		
	Explorer	2006-10	40345	0.5	4 Flat		47715		
	Explorer	2011-19	40285	1.5	Power Converter		47715		
	Explorer	2020-21	N/A		Power Converter				
	Explorer (with factory 7 blade)	2002-13	40940, 40950, 40955, 40965, 40975	0.5	7 Blade		47715		
	Explorer (with factory 7 blade)	2002-13	41153, 41154, 41155	0.5	4 Flat		47715		
	Explorer (with factory 7 blade)	2014-19	40940, 40950, 40955, 40965, 40974, 40975	0.5	7 Blade		47715		
	Explorer (with factory 7 blade)	2014-19	41153, 41154, 41155	0.5	4 Flat		47715		
	Explorer (with factory 7 blade)	2020-23	40940, 40950, 40955, 40965, 40974, 40975	0.5	7 Blade				
	Explorer (with factory 7 blade)	2020-23	41153, 41154, 41155	0.5	4 Flat				
	Explorer Sport Trac	2001-07	N/A		4 Flat				
	Explorer Sport Trac (without tow package)	2002-03	40655	0.5	4 Flat		47715		
	Explorer Sport Trac	2008-09	N/A		Power Converter				
Explorer Sport Trac (with tow package)	2007-10	40940, 40950, 40955, 40965, 40975	0.5	7 Blade					
Explorer Sport Trac (with tow package)	2007-10	41153, 41154, 41155	0.5	4 Flat					



Make	Model	Year	Plug-In Simple! <sup>®</sup> Vehicle Specific Wiring Kit	Est. Install Time Hours	UNIVERSAL	5th Wheel Kits	Brake Control Connectors	Towed Vehicle Kits	Plug-In Simple! <sup>®</sup> Camera
FORD	F-Series Pickup	1973-79	40105	0.5	4 Flat				
	F-150, 250, 350	1980-86	40115	0.5	4 Flat				
	F-150, 250, 350	1987-91	40125	0.5	4 Flat				
	F-150, 250, 350	1992-93	40125	0.5	4 Flat		47695		
	F-150, 250, 350	1994-96	40125	0.5	4 Flat		47715		
	F-150 (mfg. 1/96 - 10/96)	1997	40135	0.5	4 Flat		47715		
	F-150 (mfg. 11/96)	1997-99	40145	0.5	4 Flat	40147	47715		
	F-150	2000-03	40145	0.5	4 Flat	40147	47715	56005	
	F-150 (Regular cab only)	2004	40145	0.5	4 Flat	40147	47715	56005	
	F-150 (new body style)	2004	40175	0.5	4 Flat	40177	47715	56005	
	F-150	2005-08	40185	0.5	4 Flat		47715	56005	
	F-150 (with tow package)	2000-08	40940, 40950, 40955, 40965, 40974, 40975	0.5	7 Blade	41157	47715	56005	50002
	F-150 (with tow package)	2000-08	41153, 41154, 41155	0.5	4 Flat	41157	47715	56005	50002
	F-150	2009-14	40735	0.5	4 Flat		47845	56000	
	F-150	2015-20	40735	0.5	4 Flat			56009	
	F-150	2021-23	N/A	0.5	4 Flat				
	F-150 (with tow package)	2009-14	40940, 40950, 40955, 40965, 40974, 40975	0.5	7 Blade	41157	47845	56000	50002
	F-150 (with tow package)	2009-14	41153, 41154, 41155	0.5	4 Flat	41157	47845	56000	50002
	F-150 (with tow package)	2015-20	40940, 40950, 40955, 40965, 40974, 40975	0.5	7 Blade	41157	47845	56009	50002
	F-150 (with tow package)	2015-20	41153, 41154, 41155	0.5	4 Flat	41157	47845	56009	50002
	F-150 (with tow package)	2021-23	40940, 40950, 40955, 40965, 40974, 40975	0.5	7 Blade	41157	47845	56012	50002
	F-150 (with tow package)	2021-23	41153, 41154, 41155	0.5	4 Flat	41157	47845	56012	50002
	F-250 Light Duty (mfg. 1/96 - 10/96)	1997	40135	0.5	4 Flat		47715		
	F-250 Light Duty (mfg. 11/96 - 2001)	1997-01	40145	0.5	4 Flat	40147	47715		
	F-250 Heavy Duty, F-350	1987-93	40125	0.5	4 Flat				
	F-250 Heavy Duty, F-350	1994-97	40125	0.5	4 Flat		47715		
	F-250 Heavy Duty, F-350	1999-01	40155	0.5	4 Flat	40157	47715		
	F-250 Heavy Duty, F-350	2002-04	40165	0.5	4 Flat	40167	47715		
	F-250 Heavy Duty, F-350 (without tow package)	2005-07	40195	0.5	4 Flat		47855		
	F-250, 350 (with tow package)	2000-04	40940, 40950, 40955, 40965, 40974, 40975	0.5	7 Blade	41157	47715		50002
	F-250, 350 (with tow package)	2000-04	41153, 41154, 41155	0.5	4 Flat	41157	47715		50002
	F-250, 350 (with tow package)	2005-16	40940, 40950, 40955, 40965, 40974, 40975	0.5	7 Blade	41157	47855		50002
	F-250, 350 (with tow package)	2005-16	41153, 41154, 41155	0.5	4 Flat	41157	47855		50002
	F-250, 350 (without tow package)	2008-16	40755	0.5	4 Flat		47855		
	F-250, 350 (without tow package)	2017-22	40755	0.5	4 Flat		47845		
	F-250, 350 (with tow package)	2017-20	40940, 40950, 40955, 40965, 40974, 40975	0.5	7 Blade	41157	47845		50002
	F-250, 350 (with tow package)	2017-20	41153, 41154, 41155	0.5	4 Flat	41157	47845		50002
	F-250, 350 (with tow package)	2021-23	40940, 40950, 40955, 40965, 40974, 40975	0.5	7 Blade	41157	47845	56013	50002
	F-250, 350 (with tow package)	2021-23	41153, 41154, 41155	0.5	4 Flat	41157	47845	56013	50002
	F-450 Heavy Duty, F-550	2005-07	40940, 40950, 40955, 40965, 40974, 40975			7 Blade		47735	
F-450 Heavy Duty, F-550	2005-07	41153, 41154, 41155			4 Flat		47735		
F-450 Heavy Duty, F-550	2008-16	40940, 40950, 40955, 40965, 40974, 40975			7 Blade		47855		
F-450 Heavy Duty, F-550	2008-16	41153, 41154, 41155			4 Flat		47855		
F-450 Heavy Duty, F-550	2017-22	40940, 40950, 40955, 40965, 40974, 40975			7 Blade		47845		

Make	Model	Year	Plug-In Simple! <sup>®</sup> Vehicle Specific Wiring Kit	Est. Install Time Hours	UNIVERSAL	5th Wheel Kits	Brake Control Connectors	Towed Vehicle Kits	Plug-In Simple! <sup>®</sup> Camera
FORD	F-450 Heavy Duty, F-550	2017-22	41153, 41154, 41155		4 Flat		47845		
	F-250, 350, 450, 550 Cab and Chassis	2017-22	40164		7 Blade				
	F-53 Motor Home Chasis	2000-14	N/A		7 Blade		47715		
	Fairmont	1978-83	N/A		4 Flat				
	Festiva	1988-93	N/A		Converter				
	Fiesta (5 door)	2011-13	40375	1.5	Power Converter				
	Fiesta (5 door)	2014-19	40734		Power Converter				
	Fiesta Sedan	2011-13	40485	1	Converter				
	Fiesta Sedan	2014-19	40464	1.5	Power Converter				
	Five Hundred	2005-07	40475	1	4 Flat				
	Flex	2006-08	N/A				47715		
	Flex	2009-11	40275	1	4 Flat		47715		
	Flex (with tow package)	2009-11	40940, 40950, 40955, 40965, 40975	0.5	7 Blade		47715		50002
	Flex (with tow package)	2009-11	41153, 41154, 41155	0.5	4 Flat		47715		50002
	Flex	2012-14	40275	1	4 Flat		47845		
	Flex (with tow package)	2012-14	40940, 40950, 40955, 40965, 40975	0.5	7 Blade		47845		50002
	Flex (with tow package)	2012-14	41153, 41154, 41155	0.5	4 Flat		47845		50002
	Flex	2015-19	40275	1	4 Flat		47845		
	Flex (with tow package)	2015-19	40940, 40950, 40955, 40965, 40975	0.5	7 Blade		47845		
	Flex (with tow package)	2015-19	41153, 41154, 41155	0.5	4 Flat		47845		
	Focus Wagon (built before 11/2002)	2000-03	40655	1	4 Flat				
	Focus (except Sedan)	2004-07	40495	1.5	4 Flat				
	Focus Sedan	2000-06	N/A		Power Converter				
	Focus Sedan & Coupe	2008-11	40495	1.5	Power Converter				
	Focus Sedan	2012-17	40545	1.5	Power Converter				56007
	Focus Hatchback	2012-14	40554	1.5	Power Converter				56008
	Focus Hatchback	2015-16	N/A						
	Focus ST	2013-16	N/A		Power Converter				
	Freestar	2005-07	N/A		Power Converter				
	Freestyle	2004-07	40475	1	4 Flat				
	Fusion	2006-12	40685	1.5	Power Converter				
	Fusion	2013-20	40444	1.5	Power Converter				
	Futura	1978-83	N/A		4 Flat				
	Granada	1975-82	N/A		Converter				
	LTD II	1977-79	N/A		4 Flat				
	Mustang (all)	1965-86	N/A		4 Flat				
	Mustang (GT only)	1987-93	N/A		Power Converter				
	Mustang (except GT)	1987-93	N/A		4 Flat				
	Mustang (except Cobra)	1994-04	40505	1	4 Flat				
	Mustang (Cobra only)	1999-00	N/A		Converter				
	Mustang or Cobra	2005-09	N/A		4 Flat				
Mustang	2010-20	40525	1.5	Power Converter					
Pinto	1975-80	N/A		4 Flat					
Probe	1988-97	N/A		Power Converter					
Ranger	1985	N/A		4 Flat					
Ranger	1986-92	40205	0.5	4 Flat					
Ranger	1993-97	40215	0.5	Converter					
Ranger	1998-99	40215	0.5	Converter				56003	
Ranger Pickup (without STX)	2000-10	40655	0.5	4 Flat				56004	
Ranger Pickup	2011	40495	1.5	4 Flat				56000	

Make	Model	Year	Plug-In Simple! <sup>®</sup> Vehicle Specific Wiring Kit	Est. Install Time Hours	UNIVERSAL	5th Wheel Kits	Brake Control Connectors	Towed Vehicle Kits	Plug-In Simple! <sup>®</sup> Camera
<b>FORD</b>	Ranger (with tow package)	1998-99	40915	0.5	4 Flat			56003	
	Ranger (with tow package)	2000-09	N/A		4 Flat			56004	
	Ranger STX	2005-11	N/A		Converter			56000	
	Ranger	2019-21	N/A						
	Ranger (with tow package)	2019-23	40974		7 Blade		47685		
	Taurus	1986	N/A		Converter				
	Taurus	1987-91	N/A		4 Flat				
	Taurus Sedan	1992-95	40555	1	4 Flat				
	Taurus Sedan	1996-99	40565	1	Converter				
	Taurus Sedan	2000-03	40575	1	4 Flat				
	Taurus Sedan	2004-07	N/A		4 Flat				
	Taurus Sedan	2008-09	40585	1	4 Flat				
	Taurus Sedan	2010-12	40595	1	Converter				
	Taurus Sedan	2013-19	N/A		Power Converter				
	Taurus Wagon	1986-95	N/A		4 Flat				
	Taurus Wagon	1996-01	N/A		Converter				
	Taurus X	2008-09	40535	1	4 Flat				
	Tempo	1984-94	N/A		Power Converter				
	Thunderbird	1974-82	N/A		4 Flat				
	Thunderbird	1983-97	N/A		Power Converter				
	Thunderbird	2002-06	N/A		Negative Power Converter				
	Torino	1974-76	N/A		4 Flat				
	Transit T-150 Van (without tow package)	2015-22	40244		Power Converter			47855	
	Transit T-150 Van (with tow package)	2015-22	40940, 40950, 40955, 40965, 40974, 40975	0.5	7 Blade			47855	
	Transit T-150 Van (with tow package)	2015-22	41153, 41154, 41155	0.5	4 Flat			47855	
	Transit T-250 Wagon (without tow package)	2015-22	40244		Power Converter			47855	
	Transit T-250 Wagon (with tow package)	2015-22	40940, 40950, 40955, 40965, 40974, 40975	0.5	7 Blade			47855	
	Transit T-250 Wagon (with tow package)	2015-22	41153, 41154, 41155	0.5	4 Flat			47855	
	Transit T-350 Wagon XLT (without tow package)	2015-22	40244		Power Converter			47855	
	Transit T-350 Wagon XLT (with tow package)	2015-22	40940, 40950, 40955, 40965, 40974, 40975	0.5	7 Blade			47855	
	Transit T-350 Wagon XLT (with tow package)	2015-22	41153, 41154, 41155	0.5	4 Flat			47855	
	Transit Connect	2010-13	N/A		See Dealer				
	Transit Connect	2014-22	40264	1.5	Power Converter				
Windstar	1995	40605	1	Converter			47715		
Windstar	1996-98	40605	1	Converter			47715		
Windstar (mfg. 1999-12/02)	1999-02	40615	1.5	Negative Power Converter			47715		
Windstar (mfg. 01/03 & up)	2003	N/A		Negative Power Converter			47715		
ZX2	1998-03	40655	1	4 Flat					
<b>GEO</b>	Metro	1989-97	N/A		Power Converter				
	Prizm	1990-97	N/A		Converter				
	Spectrum	1987-89	N/A		Power Converter				
	Storm	1990-93	N/A		Power Converter				
	Tracker	1989-95	N/A		Converter				
	Tracker	1996-05	41245	0.5	Converter				
<b>GMC</b>	Acadia (without tow package)	2007	41645	1	4 Flat				
	Acadia (with tow package)	2007	40940, 40950, 40955, 40965, 40975	0.5	7 Blade				
	Acadia (with tow package)	2007	41153, 41154, 41155	0.5	4 Flat				



Make	Model	Year	Plug-In Simple! <sup>®</sup> Vehicle Specific Wiring Kit	Est. Install Time Hours	UNIVERSAL	5th Wheel Kits	Brake Control Connectors	Towed Vehicle Kits	Plug-In Simple! <sup>®</sup> Camera	
GMC	Acadia (without tow package)	2008-12	41645	1	4 Flat		47875	56107		
	Acadia (with tow package)	2008-12	40940, 40950, 40955, 40965, 40975	0.5	7 Blade		47875	56107		
	Acadia (with tow package)	2008-12	41153, 41154, 41155	0.5	4 Flat		47875	56107		
	Acadia (without tow package)	2013-21	41310	1	Power Converter		47875			
	Acadia (with tow package)	2013-22	40920, 40930, 40940, 40950, 40955, 40965, 40974, 40975	0.5	7 Blade		47875			
	Acadia (with tow package)	2013-22	41153, 41154, 41155	0.5	4 Flat		47875			
	Acadia Limited (with tow package)	2017	40920, 40930, 40940, 40950, 40955, 40965, 40975	0.5	7 Blade		47875			
	Acadia Limited (with tow package)	2017	41153, 41154, 41155	0.5	4 Flat		47875			
	Canyon	2004-07	41165	0.5	Converter				56109	
	Canyon (without tow package)	2008-12	41165	0.5	Converter				56109	
	Canyon (with tow package)	2008-12	40940, 40950, 40955, 40965, 40975	0.5	7 Blade				56109	50002
	Canyon (with tow package)	2008-12	41153, 41154, 41155	0.5	4 Flat				56109	50002
	Canyon (without tow package)	2015-22	41164	1.5	Power Converter					
	Canyon (with tow harness)	2015-22	41144	1	Converter					
	Canyon (with tow package)	2015-22	40940, 40950, 40955, 40965, 40974, 40975	0.5	7 Blade					50002
	Canyon (with tow package)	2015-22	41153, 41154, 41155	0.5	4 Flat					50002
	Denali	1999-00	41125	0.5	4 Flat			47795		
	Denali	2001-06	40920, 40930, 40940, 40950, 40955, 40965, 40975	0.5	7 Blade			47795		
	Denali	2001-06	41153, 41154, 41155	0.5	4 Flat			47795		
	Denali	2007-14	40920, 40930, 40940, 40950, 40955, 40965, 40975	0.5	7 Blade			47685		
	Denali	2007-14	41153, 41154, 41155	0.5	4 Flat			47685		
	Denali	2015-22	40920, 40930, 40940, 40950, 40955, 40965, 40975	0.5	7 Blade			53075		
	Denali	2015-22	41153, 41154, 41155	0.5	4 Flat			53075		
	Envoy	1999-01	41225	0.5	4 Flat					
	Envoy (with tow package)	2002-09	40920, 40930, 40940, 40950, 40955, 40965, 40975	0.5	7 Blade					
	Envoy (with tow package)	2002-09	41153, 41154, 41155	0.5	4 Flat					
	Jimmy (full size)	1973-84	41105	0.5	4 Flat					
	Jimmy (full size)	1985-91	41115	0.5	4 Flat					
	Jimmy (full size)	1992-94	41125	0.5	4 Flat					
	Jimmy	1995-02	41225	0.5	4 Flat					
	S-15 Jimmy (2 door)	1984-91	41205	0.5	4 Flat					
	S-15 Jimmy (2 door)	1992-94	41215	0.5	4 Flat					
	S-15 Jimmy (4 door)	1991-94	N/A		4 Flat					
	Pickup (full size)	1963-67	N/A		4 Flat					
	Pickup (full size)	1968-84	41105	0.5	4 Flat					
	Pickup (full size)	1985-87	41115	0.5	4 Flat					
	Pickup (full size)	1988-98	41125	0.5	4 Flat					
	Pickup (Classic) (old body style)	1999-00	41125	0.5	4 Flat					
	Sierra 1500 (new body style)	1999-02	41145	0.5	4 Flat			47795		
	Sierra 1500	2003-07	40920, 40930, 40940, 40950, 40955, 40965, 40975	0.5	7 Blade		41157	47795		50002
Sierra 1500	2003-07	41153, 41154, 41155	0.5	4 Flat		41157	47795		50002	
Sierra 1500 (new body style)	2007-13	40920, 40930, 40940, 40950, 40955, 40965, 40975	0.5	7 Blade		41157	47685	56101	50002	

Make	Model	Year	Plug-In Simple! <sup>®</sup> Vehicle Specific Wiring Kit	Est. Install Time Hours	UNIVERSAL	5th Wheel Kits	Brake Control Connectors	Towed Vehicle Kits	Plug-In Simple! <sup>®</sup> Camera	
GMC	Sierra 1500 (new body style)	2007-13	41153, 41154, 41155	0.5	4 Flat	41157	47685	56101	50002	
	Sierra 2500/3500 (new body style)	1999-02	40920, 40930, 40940, 40950, 40955, 40965, 40975	0.5	7 Blade	41157	47795		50002	
	Sierra 2500/3500 (new body style)	1999-02	41153, 41154, 41155	0.5	4 Flat	41157	47795		50002	
	Sierra 2500/3500	2003-07	40920, 40930, 40940, 40950, 40955, 40965, 40975	0.5	7 Blade	41157	47795		50002	
	Sierra 2500/3500	2003-07	41153, 41154, 41155	0.5	4 Flat	41157	47795		50002	
	Sierra 2500/3500 (new body style)	2007-13	40920, 40930, 40940, 40950, 40955, 40965, 40975	0.5	7 Blade	41157	47685		50002	
	Sierra 2500/3500 (new body style)	2007-13	41153, 41154, 41155	0.5	4 Flat	41157	47685		50002	
	Sierra 1500, 2500, 3500	2014-18	40940, 40950, 40955, 40965, 40974, 40975	0.5	7 Blade	41157	53075		50002	
	Sierra 1500, 2500, 3500	2014-18	41153, 41154, 41155	0.5	4 Flat	41157	53075		50002	
	Sierra 1500	2019	40940, 40950, 40955, 40965, 40974, 40975	0.5	7 Blade	41157	53075		50002	
	Sierra 1500	2019	41153, 41154, 41155	0.5	4 Flat	41157	53075		50002	
	Sierra 2500, 3500	2019	40940, 40950, 40955, 40965, 40974, 40975	0.5	7 Blade	41166	53075		50002	
	Sierra 2500, 3500	2019	41153, 41154, 41155	0.5	4 Flat	41166	53075		50002	
	Sierra 1500	2020-23	40940, 40950, 40955, 40965, 40974, 40975	0.5	7 Blade	41157	53076		50002	
	Sierra 1500	2020-23	41153, 41154, 41155	0.5	4 Flat	41157	53076		50002	
	Sierra 2500, 3500	2020-23	40940, 40950, 40955, 40965, 40974, 40975	0.5	7 Blade	41166	53076		50002	
	Sierra 2500, 3500	2020-23	41153, 41154, 41155	0.5	4 Flat	41166	53076		50002	
	Safari	1985-94	N/A			4 Flat				
	Safari	1995-05	41225		0.5	4 Flat				
	Sonoma / S-15 Pickup	1985-97	41115		0.5	4 Flat				
	Sonoma / S-15 Pickup	1998-04	41135		0.5	4 Flat				
	Suburban	1973-84	41105		0.5	4 Flat				
	Suburban	1985-91	41115		0.5	4 Flat				
	Suburban	1992-99	41125		0.5	4 Flat				
	Savana Van (full size)	1996-99	41325		0.5	Converter				
	Savana Van (full size)	2000-02	41335		0.5	Converter				
	Savana Van (full size)	2003-21	41345		1.5	Power Converter				
	Savana Van (full size) (with tow package)	2008-22	40940, 40950, 40955, 40965, 40974, 40975		0.5	7 Blade				
	Savana Van (full size) (with tow package)	2008-22	41153, 41154, 41155		0.5	4 Flat				
	Terrain	2010-17	41275		1	4 Flat			56108	
	Terrain	2018-21	N/A							
	Terrain (with tow package)	2018-22	40940, 40950, 40955, 40965, 40974, 40975		0.5	7 Blade				
Terrain (with tow package)	2018-22	41153, 41154, 41155		0.5	4 Flat					
Vandura (full size)	1971-86	N/A			4 Flat					
Vandura (full size)	1987-96	41305		0.5	4 Flat					
Yukon	1992-99	41125		0.5	4 Flat					
Yukon	2000-06	40920, 40930, 40940, 40950, 40955, 40965, 40975		0.5	7 Blade		47795		50002	
Yukon	2000-06	41153, 41154, 41155		0.5	4 Flat		47795		50002	
Yukon (4 pin taillight plug)	2007-14	40920, 40930, 40940, 40950, 40955, 40965, 40974, 40975		0.5	7 Blade		47685	56102		
Yukon (4 pin taillight plug)	2007-14	41153, 41154, 41155		0.5	4 Flat		47685	56102		
Yukon (5 pin taillight plug)	2007-14	40920, 40930, 40940, 40950, 40955, 40965, 40974, 40975		0.5	7 Blade		47685	56103		

Make	Model	Year	Plug-In Simple! <sup>®</sup> Vehicle Specific Wiring Kit	Est. Install Time Hours	UNIVERSAL	5th Wheel Kits	Brake Control Connectors	Towed Vehicle Kits	Plug-In Simple! <sup>®</sup> Camera
GMC	Yukon (5 pin taillight plug)	2007-14	41153, 41154, 41155	0.5	4 Flat		47685	56103	
	Yukon (6 pin taillight plug)	2007-14	40920, 40930, 40940, 40950, 40955, 40965, 40974, 40975	0.5	7 Blade		47685	56104	
	Yukon (6 pin taillight plug)	2007-14	41153, 41154, 41155	0.5	4 Flat		47685	56104	
	Yukon/ Yukon XL	2015-19	40920, 40930, 40940, 40950, 40955, 40965, 40974, 40975	0.5	7 Blade		53075	56114	
	Yukon/ Yukon XL	2015-19	41153, 41154, 41155	0.5	4 Flat		53075	56114	
	Yukon/ Yukon XL	2020-22	40974	0.5	7 Blade				
	Yukon/ Yukon XL	2020-22	41153, 41154, 41155	0.5	4 Flat				
HONDA	Accord	1976-93	N/A		Converter				
	Accord (Wagon)	1991-97	43105	1	Converter				
	Accord	1994-02	43105	1	Converter				
	Accord (2 door)	2003-05	43135	1.5	Power Converter				
	Accord (4 door)	2003-07	43195	1.5	Power Converter				
	Accord (2 door)	2006-07	43155	1.5	Power Converter				
	Accord (2 door & 4 door)	2011-15	43165	1.5	Power Converter				
	Accord (2 door & 4 door) (with LED taillights)	2013-14	N/A		Power Converter				
	Accord	2016-17	43200	1.5	Power Converter				
	Accord (4 door)	2018-20	N/A						
	Accord Crosstour / Crosstour	2010-12	43265	1.5	Power Converter				
	Accord Crosstour / Crosstour	2013-15	43214		Power Converter				
	Civic	1982-95	N/A		Power Converter				
	Civic	1996-05	N/A		Power Converter				
	Civic Hybrid	2007-10	N/A		Power Converter				
	Civic (2 door), excluding Hybrid	2006-15	43175	1.5	Power Converter				
	Civic (4 door, excluding Hybrid)	2006-15	43165	1.5	Power Converter				
	Civic (All)	2012	43185	1.5	Power Converter				
	Civic (2 door)	2016-18	N/A		Power Converter				
	Civic (4 door)	2016-18	N/A		Power Converter				
	Civic (2 door)	2019-20	N/A		See Dealer				
	Civic (4 door)	2019-20	N/A		See Dealer				
	Civic Si	2019-20	N/A		See Dealer				
	Civic Type R	2019-20	N/A		See Dealer				
	Clarity	2019-20	N/A		See Dealer				
	CRV	1997-06	43105	0.5	Converter				
	CRV	2007-11	43145	1.5	Power Converter				56300
	CRV	2012-16	43274	1.5	Power Converter				56304
	CRV	2017-20	N/A		Power Converter				
	CRZ	2011-16	N/A		Power Converter				
	Del Sol	1993-97	43105	1	Converter				
	Element	2003-04	43105	1	Converter				
	Element	2005-06	N/A		Power Converter				
	Element	2007-12	43225	1.5	Power Converter				
Fit	2007-08	43165	1.5	Power Converter					
Fit	2009-14	43165	1.5	Power Converter				56302	
Fit	2015-20	N/A		See Dealer					
HRV	2016-22	43204	1.5	Power Converter					
Odyssey	1995-04	43105	1	Converter					
Odyssey	2005-10	43115	1.5	Power Converter					
Odyssey	2011-17	43114	1.5	Power Converter					
Odyssey	2018-20	N/A							
Passport	1994-97	43205	1	Converter					

Make	Model	Year	Plug-In Simple! <sup>®</sup> Vehicle Specific Wiring Kit	Est. Install Time Hours	UNIVERSAL	5th Wheel Kits	Brake Control Connectors	Towed Vehicle Kits	Plug-In Simple! <sup>®</sup> Camera
<b>HONDA</b>	Passport	1998-04	43215	1	Converter				
	Pilot	2003-05	43105	1	Converter				
	Pilot	2006-08	43105	1	Converter		47935		
	Pilot	2009-11	43104	1.5	Power Converter		47935		
	Pilot	2012-13	43124	1.5	Power Converter		47935		
	Pilot	2014-15	43124	1.5	Power Converter		47935		
	Pilot	2016-21	43134	1	Power Converter		47935		
	Prelude	1983-00	N/A		Power Converter				
	Prelude	2001-02	43105	1	Converter				
	Ridgeline	2006-14	43125	1.5	Power Converter		47935		
	Ridgeline	2017-19	43104	1.5	Power Converter		47935		
	Ridgeline (with tow package)	2017-19	40940, 40950, 40955, 40965, 40975	0.5	7 Blade		47935		
	Ridgeline (with tow package)	2017-19	41153, 41154, 41155	0.5	4 Flat		47935		
	Ridgeline (with tow package)	2020-23	40940, 40950, 40955, 40965, 40975	0.5	7 Blade				
	Ridgeline (with tow package)	2020-23	41153, 41154, 41155	0.5	4 Flat				
<b>HUMMER</b>	H1	2004-06	N/A		4 Flat				
	H2	2003-07	40940, 40950, 40955, 40965, 40975	0.5	7 Blade		47795		
	H2	2003-07	41153, 41154, 41155	0.5	4 Flat		47795		
	H2 SUT	2003-07	40940, 40950, 40955, 40965, 40975	0.5	7 Blade		47795		
	H2 SUT	2003-07	41153, 41154, 41155	0.5	4 Flat		47795		
	H2	2008-10	40940, 40950, 40955, 40965, 40975	0.5	7 Blade		47685		
	H2	2008-10	41153, 41154, 41155	0.5	4 Flat		47685		
	H2 SUT	2008-10	40940, 40950, 40955, 40965, 40975	0.5	7 Blade		47685		
	H2 SUT	2008-10	41153, 41154, 41155	0.5	4 Flat		47685		
	H3	2006-10	40940, 40950, 40955, 40965, 40975	0.5	7 Blade				
	H3	2006-10	41153, 41154, 41155	0.5	4 Flat				
	H3 SUT	2009-10	40940, 40950, 40955, 40965, 40975	0.5	7 Blade				
	H3 SUT	2009-10	41153, 41154, 41155	0.5	4 Flat				
<b>HYUNDAI</b>	Accent	1995-05	N/A		Power Converter				
	Accent	2006-11	43944	1.5	Power Converter				
	Accent (4 door & 5 door)	2012-17	43784	1.5	Power Converter				
	Accent	2018-20	N/A		See Dealer				
	Azera	2006-11	43425	1.5	Power Converter				
	Azera	2012-16	43804	1.5	Power Converter				
	Elantra	1992-06	N/A		Converter				
	Elantra	2007-10	43785	1.5	Power Converter				
	Elantra Grand Touring	2009-12	43944	1.5	Power Converter				
	Elantra Sedan	2011-16	43874	1.5	Power Converter				
	Elantra Coupe	2013-15	43814	1.5	Power Converter				
	Elantra GT	2013-17	43754	1.5	Power Converter				
	Elantra	2016-17	43940	1.5	Power Converter				
	Elantra GT	2018-20	N/A		See Dealer				
	Elantra	2018-20	N/A		See Dealer				
	Entourage	2007-09	43955	1.5	Power Converter				
	Equus	2011-16	43824	1.5	Power Converter				
	Excel	1986-94	N/A		Converter				
	Genesis (4 door)	2009-14	43765	1.5	Power Converter				
	Genesis Coupe (2 door)	2010-16	43994	1.5	Power Converter				
Genesis	2015-16	43824	1.5	Power Converter					

Make	Model	Year	Plug-In Simple! <sup>®</sup> Vehicle Specific Wiring Kit	Est. Install Time Hours	UNIVERSAL	5th Wheel Kits	Brake Control Connectors	Towed Vehicle Kits	Plug-In Simple! <sup>®</sup> Camera
HYUNDAI	Kona	2018-20	N/A		See Dealer				
	Nexo	2019	N/A		See Dealer				
	Palisade	2020	N/A		See Dealer				
	Santa Fe	2001-06	43805	1.5	Power Converter				
	Santa Fe	2007-12	43835	1.5	Power Converter				
	Santa Fe (without tow package)	2013-18	43984	1.5	Power Converter				
	Santa Fe (with tow package)	2013-18	43965	1.5	Power Converter				
	Santa Fe	2019-20	N/A						
	Scoupe	1991-94	N/A		Converter				
	Sonata	1989-05	N/A		Power Converter				
	Sonata (except Hybrid)	2006-14	43785	1.5	Power Converter				
	Sonata Sedan & Hybrid	2015-17	43874	1.5	Power Converter				
	Sonata	2018-20	N/A						
	Tiburon	1992-08	N/A		Power Converter				
	Tucson	2005-09	43815	1	Converter				
	Tucson	2010-20	N/A		Power Converter				
	Veloster	2012-18	43834	1.5	Power Converter				
	Veloster	2019-20	N/A		See Dealer				
	Venue	2020	N/A		See Dealer				
	Veracruz	2007-09	43995	1.5	Power Converter				
	Veracruz (with tow package)	2010-13	43965	1.5	Power Converter				
	XG 300	2001-02	N/A		Power Converter				
	XG 350	2004-05	N/A		Power Converter				
	INFINITY	EX35	2004-09	N/A		Power Converter			
EX35, EX50		2010-14	N/A		Power Converter				
FX 35		2005-10	N/A		Power Converter				
FX 35		2009-13	40805	1.5	Power Converter				
FX 37		2009-16	40805	1.5	Power Converter				
FX 45		2004-06	40804	1.5	Power Converter				
FX 50		2009-16	40805	1.5	Power Converter				
G20		1991-96	N/A		Power Converter				
G20		1999-01	N/A		Power Converter				
G25X Sedan		2010-13	40825	1.5	Power Converter				
G35		2007-08	43645	1.5	Power Converter				
G37 Coupe		2008-14	40825		Power Converter				
G37 Sedan		2009-14	43645	1.5	Power Converter				
I30		1995-01	N/A		Power Converter				
I35		2003-05	N/A		Power Converter				
J30		1993-98	N/A		Power Converter				
J35		2013-15	N/A		Power Converter				
M35		2006-10	N/A		Power Converter				
M35H		2012	N/A		Power Converter				
M37		2011-12	N/A		Power Converter				
M45		2005-10	N/A		Power Converter				
M56		2011	N/A		Power Converter				
Q45		1989-01	N/A		Power Converter				
Q45		2005-06	N/A		Power Converter				
Q50		2015-20	40825	1.5	Power Converter				
Q60		2014-15	N/A		Power Converter				
Q60		2017-20	N/A		Power Converter				
Q70		2013-19	N/A		Power Converter				
QX4	1996-03	43565	1	Converter					

Make	Model	Year	Plug-In Simple! <sup>®</sup> Vehicle Specific Wiring Kit	Est. Install Time Hours	UNIVERSAL	5th Wheel Kits	Brake Control Connectors	Towed Vehicle Kits	Plug-In Simple! <sup>®</sup> Camera
INFINITY	QX30	2017-19	N/A		Power Converter				
	QX56 (with tow package)	2004-15	40940, 40950, 40955, 40965, 40975	0.5	7 Blade		47635		
	QX56 (with tow package)	2004-15	41153, 41154, 41155	0.5	4 Flat		47635		
	QX50	2015-18	N/A		Power Converter				
	QX50	2019-20	N/A		Power Converter				
	QX56 (with tow package)	2004-15	40940, 40950, 40955, 40965, 40975	0.5	7 Blade		47635		
	QX56 (with tow package)	2004-15	41153, 41154, 41155	0.5	4 Flat		47635		
	QX60	2014-23	40940, 40950, 40955, 40965, 40975		7 Blade		47635		
	QX60	2014-23	41153, 41154, 41155		4 Flat				
	QX60	2020	N/A		See Dealer				
	QX70	2009-17	40805	1.5	Power Converter				
	QX70	2018-19	N/A		Power Converter				
	QX80	2014-22	40940, 40950, 40955, 40965, 40975		7 Blade		47635		
	QX80	2014-22	41153, 41154, 41155		4 Flat				
ISUZU	Ascender	2003	43105	1	Converter				
	Ascender	2003-08	40920, 40930, 40940, 40950, 40955, 40965, 40975	0.5	7 Blade				
	Ascender	2003-08	41153, 41154, 41155	0.5	4 Flat				
	Amigo / Rodeo Sport	1989-94	N/A		Converter				
	Amigo	1998-01	43215	1	Converter				
	Axiom	2002-04	43215	1	Converter				
	Cyclone	1991-92	41115	1	4 Flat				
	Hombre	1996-97	41115	0.5	4 Flat				
	Hombre	1998-01	41135	0.5	4 Flat				
	Impulse	1983-93	N/A		Power Converter				
	I-280	2006	41165	1.5	Power Converter				
	I-290	2007-08	41165	1.5	Power Converter				
	I-350	2004-05	N/A		Power Converter			56109	
	I-350	2006	41165	1.5	Power Converter			56109	
	I-350	2007-11	N/A		Power Converter			56109	
	I-370	2007-08	41165	1.5	Power Converter				
	J-Mark	1981-89	N/A		Converter				
	Oasis	1996-99	43105	1	Converter				
	Pickup	1981-88	N/A		Converter				
	Pickup	1989-95	43285	0.5	Converter				
	Rodeo	1992-97	43205	0.5	Converter				
	Rodeo	1998-04	43215	0.5	Converter				
	Stylus	1991-93	N/A		Converter				
Trooper	1988-91	N/A		Converter					
Trooper	1992-02	43255	0.5	Converter					
Vehicross	1999-01	N/A		Converter					
JAGUAR	E-Pace	2018-20	N/A		See Dealer				
	F-Pace	2017-20	N/A		See Dealer				
	I-Pace	2019-20	N/A		See Dealer				
	F-Type	2014-20	N/A		See Dealer				
	S-Type	2004-07	N/A		Power Converter				
	X-Type	2005-06	N/A		Power Converter				
	X-Type	2007-09	N/A		Power Converter				
	X-Type AWD	2004	N/A		Power Converter				
	XE	2016-20	N/A		See Dealer				
	XF	2007-15	N/A		See Dealer				

Make	Model	Year	Plug-In Simple! <sup>®</sup> Vehicle Specific Wiring Kit	Est. Install Time Hours	UNIVERSAL	5th Wheel Kits	Brake Control Connectors	Towed Vehicle Kits	Plug-In Simple! <sup>®</sup> Camera
<b>JAGUAR</b>	XF	2016-20	N/A		See Dealer				
	XJ8	2000	N/A		Power Converter				
	XJ8	2004	N/A		Power Converter				
	XJ	2010-20	N/A		See Dealer				
	XK	2007	N/A		Power Converter				
<b>JEEP</b>	Cherokee	1976-82	N/A		4 Flat				
	Cherokee	1983-90	N/A		Converter				
	Cherokee	1991-96	42455	0.5	Converter				
	Cherokee	1997-01	42465	0.5	Converter				
	Cherokee	2014-18	42464	1.5	Power Converter			56208	
	Cherokee	2019-21	N/A		Power Converter				
	Cherokee (with tow package)	2014-18	40940, 40950, 40955, 40965, 40974, 40975	0.5	7 Blade			56208	
	Cherokee (with tow package)	2014-18	41153, 41154, 41155	0.5	4 Flat			56208	
	Cherokee (with tow package)	2019-23	40940, 40950, 40955, 40965, 40974, 40975	0.5	7 Blade				
	Cherokee (with tow package)	2019-23	41153, 41154, 41155	0.5	4 Flat				
	CJ-5, CJ-7, Scrambler	1977-86	N/A		4 Flat				
	Comanche	1986-92	N/A		4 Flat				
	Commander	2006-10	42705	1.5	Power Converter			56205	
	Commander (with tow package)	2006-10	42145, 42190	0.5	7 Blade			56205	
	Compass	2007-10	42125	1.5	Power Converter				
	Compass	2011-16	42645	1.5	Power Converter				
	Compass	2017-20	N/A						
	Gladiator (without tow package)	2020-22	42634	0.5	4 Flat			56210	
	Gladiator (with tow package)	2020-23	40974	0.5	7 Blade			56210	
	Gladiator (with tow package)	2020-23	41153, 41154, 41155	0.5	4 Flat			56210	
	Grand Wagoneer	1984-91	N/A		Converter				
	Grand Cherokee (mfg. 8/92-2/94)	1993	N/A		Power Converter				
	Grand Cherokee (mfg. 3/94-1998)	1994-98	42515	1.5	Power Converter				
	Grand Cherokee (with tow package)	1995-98	42525	1.5	Power Converter				
	Grand Cherokee (without tow package)	1999-04	42535	1.5	Power Converter				
	Grand Cherokee (with factory 4 flat)	2000-04	42565	0.5	4 Flat				
	Grand Cherokee (with tow package)	2000-04	42145, 42190	0.5	7 Blade				
	Grand Cherokee (early 07)	2005-07	42545	1.5	Power Converter			56206	
	Grand Cherokee (with factory 4 flat) (early 07)	2005-07	42565	0.5	4 Flat			56206	
	Grand Cherokee (with tow package) (early 07)	2005-07	42145, 42190	0.5	7 Blade			56206	
	Grand Cherokee (with factory 4 flat)	2007-10	42565	0.5	4 Flat			56207	
	Grand Cherokee (with tow package)	2007-10	42145, 42190	0.5	7 Blade			56207	
	Grand Cherokee (without tow package)	2007-13	42555	0.5	4 Flat			56207	
Grand Cherokee (with tow package)	2011-13	40940, 40950, 40955, 40965, 40974, 40975	0.5	7 Blade		53035	56207		
Grand Cherokee (with tow package)	2011-13	41153, 41154, 41155	0.5	4 Flat		53035	56207		
Grand Cherokee (without tow package)	2014-22	42564	1.5	Power Converter			56209		
Grand Cherokee (with tow package)	2014-23	40940, 40950, 40955, 40965, 40974, 40975	0.5	7 Blade		53035	56209		



Make	Model	Year	Plug-In Simple! <sup>®</sup> Vehicle Specific Wiring Kit	Est. Install Time Hours	UNIVERSAL	5th Wheel Kits	Brake Control Connectors	Towed Vehicle Kits	Plug-In Simple! <sup>®</sup> Camera
JEEP	Grand Cherokee (with tow package)	2014-23	41153, 41154, 41155	0.5	4 Flat		53035	56209	
	J-10, J-20 Pickup	1972-88	N/A		4 Flat				
	Liberty	2002-07	42475	1.5	Power Converter			56203	
	Liberty (with tow package)	2004-07	42145, 42190	0.5	7 Blade			56203	
	Liberty	2008-12	42485	1.5	Power Converter			56204	
	Liberty (with tow package)	2008-10	40940, 40950, 40955, 40965, 40975	0.5	7 Blade			56204	
	Liberty (with tow package)	2008-10	41153, 41154, 41155	0.5	4 Flat			56204	
	Patriot (without tow package)	2007	42125	1.5	Power Converter				
	Patriot (without tow package)	2008-17	42175	1.5	Power Converter				
	Renegade	2015-18	42134		Power Converter				
	Renegade	2019-20	N/A		Power Converter				
	Wagoneer	1972-90	N/A		4 Flat				
	Wrangler / Renegade	1987-90	N/A		4 Flat				
	Wrangler / Renegade	1991-97	42605	0.5	4 Flat				
	Wrangler	1998-04	42615	1.5	4 Flat			56202	
	Wrangler	2005-06	42625	0.5	4 Flat			56202	
	Wrangler	2007-17	42635	0.5	4 Flat			56200	
	Wrangler	2018-23	42634	0.5	4 Flat			56210	
	Wrangler (with tow package)	2018-23	40940, 40950, 40955, 40965, 40974, 40975	0.5	7 Blade			56210	
	Wrangler (with tow package)	2018-23	41153, 41154, 41155	0.5	4 Flat			56210	
KIA	Amanti	2004-06	N/A		Power Converter				
	Amanti	2007-09	43905	1.5	Power Converter				
	Borrego (with tow package)	2009	40940, 40950, 40955, 40965, 40975	0.5	7 Blade				
	Borrego (with tow package)	2009	41153, 41154, 41155	0.5	4 Flat				
	Cadenza	2014-16	43900	1.5	Power Converter				
	Cadenza	2017-20	N/A		Power Converter				
	Forte (4 door)	2010-12	43835	1.5	Power Converter				
	Forte (5 door)	2010-13	43895	1.5	Power Converter				
	Forte	2014-18	43825	1.5	Power Converter				
	Forte	2019-20	N/A						
	K900	2015-20	43874	1.5	Power Converter				
	Niro	2018-20	N/A						
	Optima	2003-07	N/A		Power Converter				
	Optima	2007-08	43935	1	4 Flat				
	Optima	2011-17	43905		Power Converter				
	Optima	2018-20	N/A		See Dealer				
	Rio (4 door)	2005-12	43934	1.5	Power Converter				
	Rio (4 door) (Late 2012)	2012-17	43954	1.5	Power Converter				
	Rio (4 door)	2018-20	N/A		See Dealer				
	Rio Hatchback	2005-12	43944	1.5	Power Converter				
	Rio Hatchback (Late 2012)	2012-18	43964	1.5	Power Converter				
	Rio 5 Hatchback	2019-20	N/A		See Dealer				
	Rondo	2007-12	43975	1.5	Power Converter				
	Sedona	2002-05	43945	1.5	Power Converter				
	Sedona	2006-14	43955	1.5	Power Converter				
	Sedona	2015-20	43965	1.5	Power Converter				
	Seltos	2020	N/A		See Dealer				
Sephia	1994-02	N/A		Converter					
Sorento	2003-06	43985	1	Converter					
Sorento	2007-09	43995	1.5	Power Converter					
Sorento (except SX) (without tow package)	2011-13	43914	1.5	Power Converter					



Make	Model	Year	Plug-In Simple! <sup>®</sup> Vehicle Specific Wiring Kit	Est. Install Time Hours	UNIVERSAL	5th Wheel Kits	Brake Control Connectors	Towed Vehicle Kits	Plug-In Simple! <sup>®</sup> Camera
KIA	Sorento (except SX) (without tow package)	2014-20	43820	1.5	Power Converter				
	Sorento (except SX) (with tow package)	2011-20	43965	1.5	Power Converter				
	Soul	2010-17	43975	1	Converter				
	Soul	2018-20	N/A		See Dealer				
	Spectra	2004-09	43924	1.5	Power Converter				
	Sportage	1998-02	43915	0.5	Converter				
	Sportage	2005-06	43925	0.5	Converter				
	Sportage	2007-10	N/A		Power Converter				
	Sportage	2011-15	43795	1.5	Power Converter				
	Sportage	2016-20	N/A		Power Converter				
	Stinger	2019-20	N/A		See Dealer				
	Telluride	2020	N/A		See Dealer				
LAND ROVER	CR3	2005-06	N/A		Power Converter				
	Defender	1993-98	N/A		Power Converter				
	Discovery	1994-01	N/A		Power Converter				
	Discovery Sport	2004-07	N/A		Power Converter				
	Freelander	2005-06	N/A		Power Converter				
	LR2	2008-10	N/A		Power Converter				
	LR3	2005-09	N/A		Power Converter		47715		
	LR3	2010	N/A		Power Converter		47715		
	LR4	2010-14	N/A		Power Converter		47715		
	Evoque	2012-15	40934		See Dealer				
	Range Rover	1987-01	N/A		Power Converter				
	Range Rover	2004	N/A		Power Converter				
	Range Rover HSE	2005-09	N/A		Power Converter		47715		
	Range Rover	2010-15	N/A		See Dealer		47715		
	Range Rover (with tow package)	2013-14	40940, 40950, 40955, 40965, 40975	0.5	7 Blade				
	Range Rover (with tow package)	2013-14	41153, 41154, 41155	0.5	4 Flat				
	LR4 (with tow package)	2013-14	40940, 40950, 40955, 40965, 40975	0.5	7 Blade				
LR4 (with tow package)	2013-14	41153, 41154, 41155	0.5	4 Flat					
LEXUS	CT200H	2010-16	41915	1.5	Power Converter				
	ES 300	1991-01	N/A		Power Converter				
	ES 300	2002-03	N/A		Power Converter				
	ES 300	2013-16	41940	1.5	Power Converter				
	ES 330	2004-06	N/A		Power Converter				
	ES 350	2007-12	41930	1.5	Power Converter				
	ES 350	2013-18	41940	1.5	Power Converter				
	ES 350	2019-20	N/A		See Dealer				
	GS 300	1991-01	N/A		Power Converter				
	GS 300	2004-06	N/A		Power Converter				
	GS 300	2006-11	N/A		Power Converter				
	GS 300	2012-18	N/A		Power Converter				
	GS 300	2019-20	N/A		See Dealer				
	GS 350	2007-11	N/A		Power Converter				
	GS 350	2012-18	N/A		Power Converter				
	GS 350	2019-20	N/A		See Dealer				
	GS 430	2004-11	N/A		Power Converter				
	GS 450H	2007-11	N/A		Power Converter				
	GS 450H	2012-18	N/A		Power Converter				
	GS 450H	2019-20	N/A		See Dealer				

Make	Model	Year	Plug-In Simple! <sup>®</sup> Vehicle Specific Wiring Kit	Est. Install Time Hours	UNIVERSAL	5th Wheel Kits	Brake Control Connectors	Towed Vehicle Kits	Plug-In Simple! <sup>®</sup> Camera
<b>LEXUS</b>	GS 460	2008-11	N/A		Power Converter				
	GS F	2016-20	N/A		See Dealer				
	GX460	2010-18	41920	1	Power Converter		47815		
	GX460	2019-20	N/A		See Dealer				
	GX470	2000-09	N/A		Power Converter				
	GX470 (with tow package)	2003	43374	0.5	Power Converter		47815		
	GX470 (with tow package)	2004-09	43374	0.5	Power Converter		47815		
	GX470 (with tow package)	2010	N/A		Power Converter		47815		
	HS 250H	2010-16	41915	1.5	Power Converter				
	IS 250	2007-15	N/A		Power Converter				
	IS 300	2004-15	N/A		Power Converter				
	IS 300	2016-20	N/A		See Dealer				
	IS 350	2007-15	N/A		Power Converter				
	IS 350	2016-20	N/A		See Dealer				
	IS-F	2008-13	N/A		Power Converter				
	LC	2018-20	N/A		See Dealer				
	LS	2017-20	N/A		See Dealer				
	LS 400 / 430	1991-01	N/A		Power Converter				
	LS 430	2004-14	N/A		Power Converter				
	LS 460	2007-14	N/A		Power Converter				
	LS 600H	2008-13	41925	1.5	Power Converter				
	LX 450	1996-98	43405	0.75	Converter				
	LX 470 (without tow package)	1999-01	N/A		Power Converter				
	LX 470 (with factory 4 flat)	2001-07	41875	1.5	Power Converter				
	LX 470 (without tow package)	2004-07	N/A		Power Converter				
	LX 570	2008-11	43910	0.5	Power Converter		47815		
	LX 570	2012	43910	0.5	Power Converter				
	LX 570	2013-18	43910	0.5	Power Converter		47815		
	LX 570	2019-20	N/A		See Dealer				
	NX 200T	2015-18	43414	1.5	Power Converter				
	NX 300H	2015-18	43414	1.5	Power Converter				
	NX 300	2019-20	N/A		See Dealer				
	RC	2019-20	N/A		See Dealer				
	RX 300 (without tow package)	1999-01	N/A		Power Converter				
	RX 300 (with factory 4 flat)	2001-03	41875	1.5	Power Converter				
	RX 300	2002-03	N/A		Converter				
	RX 330	2004-06	41905	1.5	Power Converter				
	RX 350	2007-12	41905	1.5	Power Converter				
	RX 350 (with tow package)	2010-22	41945	1.5	Power Converter				
	RX 350 (without tow package)	2013-22	N/A		Power Converter				
RX 400	2006-08	41935	1.5	Power Converter					
RX 400H	2006	N/A		Converter					
RX 450H	2009-10	N/A		Power Converter					
RX 450H (without tow package)	2011-22	N/A		Power Converter					
RX 450H (with tow package)	2010-22	41945	1.5	Power Converter					
SC 300 / 400	1991-00	N/A		Power Converter					
SC 430	2003-13	N/A		Power Converter					
UX	2019-20	N/A		See Dealer					
<b>LINCOLN</b>	Aviator (without tow package)	1998-03	40655	0.5	4 Flat				
	Aviator (without tow package)	2003-04	40655	0.5	4 Flat				
	Aviator (with factory 4 flat)	2003-05	40335	0.5	4 Flat		47715		
	Aviator	2006	40345	0.5	4 Flat				
	Aviator (with factory 7 blade)	2003-05	40940, 40950, 40955, 40965, 40975	0.5	7 Blade		47715		50002

Make	Model	Year	Plug-In Simple! <sup>®</sup> Vehicle Specific Wiring Kit	Est. Install Time Hours	UNIVERSAL	5th Wheel Kits	Brake Control Connectors	Towed Vehicle Kits	Plug-In Simple! <sup>®</sup> Camera	
LINCOLN	Aviator (with factory 7 blade)	2003-05	41153, 41154, 41155	0.5	4 Flat		47715		50002	
	Aviator (with factory 7 blade)	2006	40940, 40950, 40955, 40965, 40975	0.5	7 Blade					
	Aviator (with factory 7 blade)	2006	41153, 41154, 41155	0.5	4 Flat					
	Aviator	2020	N/A		See Dealer					
	Aviator (with factory 7 blade)	2020	40940, 40950, 40955, 40965, 40975	0.5	7 Blade					
	Aviator (with factory 7 blade)	2020	41153, 41154, 41155	0.5	4 Flat					
	Continental	1974-87	N/A		4 Flat					
	Continental	1988-02	N/A		Power Converter					
	Continental	2017-20	N/A		See Dealer					
	Corsair	2020	N/A		See Dealer					
	LS	2000-06	40355	1.5	Negative Power Converter					
	Mark LT	2006	40940, 40950, 40955, 40965, 40975	0.5	7 Blade				56005	50002
	Mark LT	2006	41153, 41154, 41155	0.5	4 Flat				56005	50002
	Mark LT	2007-08	40940, 40950, 40955, 40965, 40975	0.5	7 Blade		47715		56005	50002
	Mark LT	2007-08	41153, 41154, 41155	0.5	4 Flat		47715		56005	50002
	Mark VI	1980-83	N/A		4 Flat					
	Mark VII	1984-92	N/A		Power Converter					
	Mark VIII	1993-98	N/A		Power Converter					
	MKC	2015-19	40694		Power Converter					
	MKS	2009-16	40375	1.5	Power Converter					
	MKT (without tow package)	2009	40385	1.5	Power Converter					
	MKT (with tow package)	2009	40940, 40950, 40955, 40965, 40975	0.5	7 Blade					
	MKT (with tow package)	2009	41153, 41154, 41155	0.5	4 Flat					
	MKT (without tow package)	2010-11	40385	1.5	Power Converter		47715			
	MKT (with tow package)	2010-11	40940, 40950, 40955, 40965, 40975	0.5	7 Blade		47715			
	MKT (with tow package)	2010-11	41153, 41154, 41155	0.5	4 Flat		47715			
	MKT (without tow package)	2012-19	40385	1.5	Power Converter		47845			
	MKT (with tow package)	2012-19	40940, 40950, 40955, 40965, 40975	0.5	7 Blade		47845			
	MKT (with tow package)	2012-19	41153, 41154, 41155	0.5	4 Flat		47845			
	MKX	2007-10	40495	1.5	Power Converter				56000	
	MKX	2011-15	40312	1.5	Power Converter				56002	
	MKX	2016-18	40334	1.5	Power Converter					
	MKZ	2007-09	40395	1.5	Power Converter					
	MKZ	2013-20	40324	1.5	Power Converter					
	Nautilus	2019-20	N/A							
	Navigator	1997	40135	0.5	4 Flat					
	Navigator	1998-99	40135	0.5	4 Flat		47715			
	Navigator	2000-02	40925	0.5	4 Flat		47715			
	Navigator	2003-12	40495	1.5	4 Flat		47715			
	Navigator (with tow package)	1999-12	40940, 40950, 40955, 40965, 40975	0.5	7 Blade		47715			
	Navigator (with tow package)	1999-12	41153, 41154, 41155	0.5	4 Flat		47715			
	Navigator	2013-14	40495	1.5	4 Flat		47855			
Navigator (with tow package)	2013-14	40940, 40950, 40955, 40965, 40974, 40975	0.5	7 Blade		47855				
Navigator (with tow package)	2013-14	41153, 41154, 41155	0.5	4 Flat		47855				
Navigator	2015	40495	0.5	4 Flat		47845				
Navigator (with tow package)	2015-23	40940, 40950, 40955, 40965, 40974, 40975	0.5	7 Blade		47845				
Navigator (with tow package)	2015-23	41153, 41154, 41155	0.5	4 Flat		47845				



Make	Model	Year	Plug-In Simple! <sup>®</sup> Vehicle Specific Wiring Kit	Est. Install Time Hours	UNIVERSAL	5th Wheel Kits	Brake Control Connectors	Towed Vehicle Kits	Plug-In Simple! <sup>®</sup> Camera
LING.	Town Car	1980-97	N/A		4 Flat				
	Town Car	1998-04	40505	1	4 Flat				
	Town Car	2005-10	N/A		Power Converter				
	Zephyr	2006	N/A		Power Converter				
MAZDA	2	2011-14	43165	1.5	Power Converter				
	3	2004-13	43165	1.5	Power Converter				
	3	2014-18	41824	1.5	Power Converter				
	3	2019-20	N/A						
	5	2006-15	40265	1.5	Power Converter				
	6	2003-08	41824	1.5	Power Converter				
	6	2009-13	40245	1.5	Power Converter				
	6	2014-18	40254	1.5	Power Converter				
	6	2019-20	N/A						
	323	1987-94	N/A		Power Converter				
	626	1979-87	N/A		Converter				
	626	1988-02	N/A		Power Converter				
	929	1988-96	N/A		Power Converter				
	CX-3	2016-20	40284		Power Converter				
	CX-5	2013-15	43165	1.5	Power Converter				
	CX-5	2016-20	N/A						
	CX-7	2007-12	41824	1.5	Power Converter				
	CX-9	2007-15	40265	1.5	Power Converter				
	CX-9	2016-20	N/A						
	GLC	1977-86	N/A		Converter				
	Miata	1990	43755	1	Converter				
	Miata	1993-02	N/A		Power Converter				
	Miata MX-5	1999-05	40235	1.5	Power Converter				
	Miata MX-5	2006-15	41824	1.5	Power Converter				
	Miata MX-5	2016-19	40284		Power Converter				
	Millenia	1995-02	N/A		Power Converter				
	MPV Van	1989-99	N/A		Power Converter				
	MPV Van	2000-06	40235	1.5	Power Converter				
	MX-3	1992-96	N/A		Power Converter				
	MX-6	1988-97	N/A		Power Converter				
	Navajo	1991-94	40305	1	4 Flat				
	Navajo (with tow package)	1991-94	40905	0.5	4 Flat				
	Pickup B-Series	1985-93	43755	0.5	Converter				
	Pickup B-Series	1994-97	40215	0.5	Converter				
	Pickup B-Series	1998-09	40215	0.5	Converter				56003
	PU B-Series (with tow package)	1998-99	40915	0.5	4 Flat				
	Protege	1991-03	N/A		Power Converter				
	RX7	1979-95	N/A		Power Converter				
	RX8	2005-07	N/A		Power Converter				
	RX8	2008-10	N/A		Power Converter				
Tribute	2001-03	40315	1.5	Power Converter					
Tribute (with tow package)	2001-04	40445	0.5	4 Flat					
Tribute (without tow package)	2005-07	40465	1.5	Power Converter					
Tribute (with tow package)	2005-06	40455	1.5	Power Converter					
Tribute	2008-11	40495	1.5	Power Converter				56000	
MB	A Class	2019	N/A		See Dealer				
	B Class	2011-18	N/A		See Dealer				
	B Class	2019	N/A		See Dealer				
	C Class	1994-07	N/A		Power Converter				

Make	Model	Year	Plug-In Simple! <sup>®</sup> Vehicle Specific Wiring Kit	Est. Install Time Hours	UNIVERSAL	5th Wheel Kits	Brake Control Connectors	Towed Vehicle Kits	Plug-In Simple! <sup>®</sup> Camera
MERCEDES BENZ	C Class	2008-19	N/A		See Dealer				
	CLA	2013-19	N/A		See Dealer				
	CLK	1989-02	N/A		Power Converter				
	CLK Class	2003-09	N/A		Power Converter				
	CLS Class	2010-19	N/A		See Dealer				
	E Class Exc Wagon	1994-09	N/A		Power Converter				
	E Class Wagon	2004-08	N/A		See Dealer				
	E Class Wagon	2010	N/A		See Dealer				
	E Class	2011-15	N/A		See Dealer				
	E Class	2016-19	N/A		See Dealer				
	EQC	2020	N/A		See Dealer				
	G Class	2002-11	N/A		See Dealer				
	G Class	2012-19	N/A		See Dealer				
	GL Class (with tow package)	2007-10	42145, 42190	1.5	7 Blade				
	GL Class (with tow pkg)	2011-15	N/A		7 Blade				
	GL Class (without tow package)	2007-15	N/A		Power Converter				
	GLA Class	2019	N/A		See Dealer				
	GLC Class	2019	N/A		See Dealer				
	GLE Class	2019	N/A		See Dealer				
	GLK Class (without tow package)	2010-15	N/A		See Dealer				
	GLK Class (with tow package)	2013-15	N/A		7 Blade				
	GLS Class	2019	N/A		See Dealer				
	M Class (without tow package)	1998-05	N/A		Power Converter				
	M Class (with tow package)	1998-05	40940, 40950, 40955, 40965, 40975	0.5	7 Blade				
	M Class (with tow package)	1998-05	41153, 41154, 41155	0.5	4 Flat				
	M Class (without tow package)	2006-08	N/A		Power Converter				
	M Class (with tow package)	2006-08	40940, 40950, 40955, 40965, 40975	0.5	7 Blade				
	M Class (with tow package)	2006-08	41153, 41154, 41155	0.5	4 Flat				
	M Class (without tow package)	2009-14	N/A		Power Converter				
	M Class (with tow package)	2009-14	40940, 40950, 40955, 40965, 40975	0.5	7 Blade				
	M Class (with tow package)	2009-14	41153, 41154, 41155	0.5	4 Flat				
R Class	2006-10	N/A		See Dealer					
S Class	1992-06	N/A		Power Converter					
S Class	2007-10	N/A		See Dealer					
SL Class	1992-11	N/A		See Dealer					
SLR Class	2006-10	N/A		See Dealer					
Sprinter Van	2010-13	N/A		Power Converter					
MERCURY	Capri	1979-86	N/A		Converter				
	Cougar	1974-88	N/A		4 Flat				
	Cougar	1989-97	N/A		Power Converter				
	Cougar	1999-02	N/A		Power Converter				
	Grand Marquis	1983-91	N/A		4 Flat				
	Grand Marquis	1992-97	40505	1	4 Flat				
	Grand Marquis	1998-10	N/A		Power Converter				
	Grand Marquis Wagon	1983-91	N/A		Power Converter				
	LN7	1982-83	N/A		4 Flat				
	Lynx	1981-87	N/A		Power Converter				
	Marauder	2003-04	N/A		Power Converter				
	Mariner (with tow package)	2005-07	40455	0.5	4 Flat				
	Mariner	2005-11	40495	1.5	Power Converter				
	Marquis	1974-86	N/A		4 Flat				



Make	Model	Year	Plug-In Simple! <sup>®</sup> Vehicle Specific Wiring Kit	Est. Install Time Hours	UNIVERSAL	5th Wheel Kits	Brake Control Connectors	Towed Vehicle Kits	Plug-In Simple! <sup>®</sup> Camera
<b>MERCURY</b>	Milan	2007-10	40395	1.5	Power Converter				
	Monarch	1975-80	N/A		4 Flat				
	Montego	1974-76	N/A		4 Flat				
	Montego	2005-07	N/A		Converter				
	Monterey*	2005-07	N/A		Power Converter				
	Mountaineer (without tow package)	2002-03	40655	0.5	4 Flat				
	Mountaineer	1996-97	40325	0.5	4 Flat				
	Mountaineer	1997-01	40315	1.5	Power Converter				
	Mountaineer (with tow package)	1996-99	40915	0.5	4 Flat				
	Mountaineer (with tow package)	2000-01	40915	0.5	4 Flat				
	Mountaineer (with factory 4 flat)	2002-05	40335	0.5	4 Flat		47715		
	Mountaineer	2006-10	40345	0.5	4 Flat		47715		
	Mountaineer (with factory 7 blade)	2002-10	40940, 40950, 40955, 40965, 40975	0.5	7 Blade		47715		
	Mountaineer (with factory 7 blade)	2002-10	41153, 41154, 41155	0.5	4 Flat		47715		
	Mystique	1995-00	N/A		4 Flat				
	Sable	1984-91	N/A		Converter				
	Sable	1992-95	N/A		4 Flat				
	Sable (Sedan)	1996-99	40565	1	Converter				
	Sable (Sedan)	2000-03	40575	1	Converter				
	Sable (Sedan)	2004-05	N/A		Converter				
	Sable (Sedan)	2008-09	40585	1.5	Power Converter				
	Sable (Wagon)	1986-95	N/A		4 Flat				
	Sable (Wagon)	1996-01	N/A		Converter				
	Topaz	1984-87	N/A		4 Flat				
	Topaz	1988-95	N/A		Power Converter				
	Tracer	1988-96	N/A		Power Converter				
	Tracer	1997-99	40655	1	4 Flat				
	Villager	1993-02	N/A		Converter				
Zephyr	1978-83	N/A		4 Flat					
<b>MINI</b>	Countryman	2015-20	N/A		See Dealer				
	Coupe	2015-20	N/A		See Dealer				
	Convertible	2015-20	N/A		See Dealer				
	Clubman	2015-20	N/A		See Dealer				
	Cooper	2015-20	N/A		See Dealer				
	Cooper Paceman	2015-17	N/A		See Dealer				
	Cooper Roadster	2015-20	N/A		See Dealer				
<b>MITSUBISHI</b>	3000 GT	1991-99	N/A		Power Converter				
	Diamante	1992-05	N/A		Power Converter				
	Eclipse	1990-10	N/A		Power Converter				
	Eclipse Cross	2018-20	N/A		Power Converter				
	Endeavor	2003-12	42375	1.5	Power Converter				
	Expo LVR	1992-94	N/A		Converter				
	Galant	1985-13	N/A		Power Converter				
	Galant	2009-12	43165		Power Converter				
	i-MiEV	2012-17	N/A		See Dealer				
	Lancer (5 door)	2010-14	42385		Power Converter				
	Lancer (Sedan)	2012-17	42385		Power Converter				
	Mirage	1985-02	N/A		Power Converter				
	Mirage	2014-18	42364		4 Flat				
Mirage	2019-20	N/A		4 Flat					

Make	Model	Year	Plug-In Simple! <sup>®</sup> Vehicle Specific Wiring Kit	Est. Install Time Hours	UNIVERSAL	5th Wheel Kits	Brake Control Connectors	Towed Vehicle Kits	Plug-In Simple! <sup>®</sup> Camera
MITSUBISHI	Montero	1983-91	N/A		4 Flat				
	Montero	1992-06	N/A		Power Converter				
	Montero Sport	1997-03	N/A		Converter				
	Montero Sport	2004-05	42365	1.5	Power Converter				
	Outlander	2003-06	42345	1.5	Power Converter				
	Outlander Sport (with LED taillights)	2011-19	42385	1.5	Power Converter				
	Outlander	2007-13	42355	1.5	Power Converter				
	Outlander	2014-18	41975	1.5	Power Converter				
	Outlander	2019-22	N/A		Power Converter				
	Pickup	1983-96	N/A		Converter				
	Precis	1987-92	N/A		Power Converter				
	Raider	2006-09	42205	0.5	4 Flat				
	Raider (with tow package)	2006-09	42145, 42190	0.5	7 Blade				
	RVR	2011-12	N/A		Power Converter				
NISSAN	200-SX	1977-83	N/A		Converter				
	200-SX	1995-98	N/A		Converter				
	240-SX	1989-98	N/A		Converter				
	300-ZX	1984-96	N/A		Power Converter				
	310	1979-82	N/A		Converter				
	370z	2013-20	N/A		Power Converter				
	Altima	1993-96	N/A		Converter				
	Altima	1997-01	43565	1	Converter				
	Altima	2002-04	N/A		Converter				
	Altima	2005-15	43675	1.5	Power Converter				
	Altima	2016-20	N/A		See Dealer				
	Armada	2004-16	40940, 40950, 40955, 40965, 40975	0.5	7 Blade		47635		50002
	Armada	2004-16	41153, 41154, 41155	0.5	4 Flat		47635		50002
	Armada	2017-20	40940, 40950, 40955, 40965, 40975	0.5	7 Blade		47635		
	Armada	2017-20	41153, 41154, 41155	0.5	4 Flat		47635		
	Cube	2009-14	43705	1.5	Power Converter				
	Frontier Pickup	1998-03	43515	0.5	Converter				
	Frontier Pickup	2004	43515	0.5	Converter		47635		
	Frontier Pickup	2005-06	43535	1.5	Power Converter		47635		
	Frontier Pickup (with factory 4 flat)	2005-22	43575	0.5	4 Flat		47635		
	Frontier Pickup	2007-19	43535	1.5	Power Converter		47635		
	Frontier Pickup (with tow package)	2011-19	43534		7 Blade		47635		
	GTR	2007-20	N/A		Power Converter				
	Juke	2011-18	43685	1.5	Power Converter				
	Kicks	2019-20	N/A						
	Leaf	2013-20	N/A		See Dealer				
	Maxima	1981-07	N/A		Power Converter				
Maxima	2008-15	43675	1.5	Power Converter					
Maxima	2016-20	43684	1.5	Power Converter					
Murano	2003-05	43625	1.5	Power Converter					
Murano	2006-08	N/A		See Dealer					
Murano	2009-14	N/A		Power Converter					
Murano	2015-17	N/A		Power Converter					
Murano	2018-20	N/A							
NX 1600/2000	1991-93	N/A		Converter					
NV Van 1500/2500/3500	2012-20	43585	1.5	Power Converter		47635			

Make	Model	Year	Plug-In Simple! <sup>®</sup> Vehicle Specific Wiring Kit	Est. Install Time Hours	UNIVERSAL	5th Wheel Kits	Brake Control Connectors	Towed Vehicle Kits	Plug-In Simple! <sup>®</sup> Camera
<b>NISSAN</b>	NV200	2013-20	43584		Power Converter				
	Pathfinder	1987-95	N/A		Converter				
	Pathfinder	1996-03	43565	1	Converter				
	Pathfinder	2004	43565	1	Converter		47635		
	Pathfinder (with tow package)	2005-12	43575	0.5	4 Flat		47635		
	Pathfinder	2013-17	43690	1.5	Power Converter		47635		
	Pathfinder	2018-20	N/A						
	Pathfinder (with tow package)	2013-20	40940, 40950, 40955, 40965, 40975	0.5	7 Blade		47635		
	Pathfinder (with tow package)	2013-20	41153, 41154, 41155	0.5	4 Flat		47635		
	Pickup	1986-97	43505	0.5	Converter				
	Pulsar	1983-90	N/A		Converter				
	Quest	2003-09	43675	1.5	Power Converter				
	Quest	2011-18	43674		See Dealer				
	Rogue	2008-20	43645	1.5	Power Converter				
	Sentra	1982-06	N/A		Power Converter				
	Sentra	2007-12	43675	1.5	Power Converter				
	Sentra	2013-22	43685	1.5	Power Converter				
	Stanza	1982-97	N/A		Converter				
	Titan	2004-19	40940, 40950, 40955, 40965, 40974, 40975	0.5	7 Blade	41157	47635		50002
	Titan	2004-19	41153, 41154, 41155	0.5	4 Flat	41157	47635		50002
	Titan	2020-23	40940, 40950, 40955, 40965, 40974, 40975	0.5	7 Blade	41157			50002
	Titan	2020-23	41153, 41154, 41155	0.5	4 Flat	41157			50002
	Multi-van	1987-89	N/A		Converter				
	Versa	2007-11	43715	1.5	Power Converter				
	Versa	2012-20	43704	1.5	Power Converter				
	Versa Note	2014-19	43685	1.5	Power Converter				
	Xterra	2000-03	43595	0.5	4 Flat				
	Xterra	2004	43595	0.5	4 Flat		47635		
	Xterra	2005-08	43605	1.5	Power Converter		47635		
	Xterra (with factory 4 flat)	2005-13	43575	0.5	4 Flat				
	Xterra (with tow package)	2005-13	N/A		7 Blade		47635		
	Xterra (with factory 4 flat)	2014-15	43575	0.5	4 Flat				
	Xterra (with tow package)	2014-15	N/A		7 Blade				
<b>OLDSMOBILE</b>	88 Series	1971-79	N/A		4 Flat				
	88 Series	1980-89	N/A		Converter				
	88 Series	1990-99	N/A		4 Flat				
	98 Series	1975-96	N/A		4 Flat				
	Achieva	1992-97	N/A		4 Flat				
	Alero	1999-04	N/A		Converter				
	Aurora	1995-04	N/A		Converter				
	Bravada	1992-94	N/A		4 Flat				
	Bravada	1995-01	41225	0.5	4 Flat				
	Bravada	2002-04	40920, 40930, 40940, 40950, 40955, 40965, 40975	0.5	7 Blade				
	Bravada	2002-04	41153, 41154, 41155	0.5	4 Flat				
	Cutlass	1999	N/A		Converter				
	Cutlass Calais	1978-91	N/A		4 Flat				
	Cutlass Ciera	1982-96	N/A		4 Flat				
	Cutlass Sedan	1974-97	N/A		4 Flat				
	Cutlass Supreme	1975-97	N/A		4 Flat				
	Custom Cruiser	1991-92	41195	0.5	4 Flat				
	Firenza	1983-88	N/A		4 Flat				



Make	Model	Year	Plug-In Simple!® Vehicle Specific Wiring Kit	Est. Install Time Hours	UNIVERSAL	5th Wheel Kits	Brake Control Connectors	Towed Vehicle Kits	Plug-In Simple!® Camera
OLDSMOBILE	Intrigue	1998-02	N/A		Converter				
	LSS	1996-97	N/A		Power Converter				
	Omega	1974-84	N/A		4 Flat				
	Regency	1997-98	N/A		4 Flat				
	Silhouette	1990-92	N/A		4 Flat				
	Silhouette	1993-96	41355	0.5	4 Flat				
	Silhouette	1997-05	41365	0.5	Converter				
	Starfire	1975-80	N/A		4 Flat				
	Toronado	1979-85	N/A		4 Flat				
	Toronado	1986-92	N/A		Power Converter				
PLYMOUTH	Acclaim	1989-95	N/A		Power Converter				
	Arrow	1976-80	N/A		Converter				
	Breeze	1996-00	N/A		Converter				
	Caravelle	1985-88	N/A		4 Flat				
	Colt	1983-94	N/A		Converter				
	Colt Vista	1984-94	N/A		Converter				
	Duster	1985-94	N/A		Converter				
	Grand Fury	1975-89	N/A		4 Flat				
	Horizon	1978-90	N/A		Converter				
	Laser	1990-94	N/A		4 Flat				
	Neon	1995-01	N/A		4 Flat				
	Prowler	1996-01	N/A		Power Converter				
	Reliant	1981-89	N/A		4 Flat				
	Sundance	1987-94	N/A		4 Flat				
	Turismo	1982-87	N/A		4 Flat				
	Van (full size)	1974-83	N/A		Converter				
	Volare	1976-80	N/A		4 Flat				
	Voyager / Grand Voyager	1984-90	N/A		4 Flat				
	Voyager / Grand Voyager	1991-95	42205	1	4 Flat				
	Voyager / Grand Voyager	1996-00	42215	1	Converter				
Voyager / Grand Voyager	2001-03	42225	1	Converter					
PONTIAC	6000	1982-91	N/A		Power Converter				
	Astre	1975-77	N/A		4 Flat				
	Aztek	2001-05	41405	1	4 Flat				
	Bonneville	1975-86	N/A		4 Flat				
	Bonneville	1987-05	N/A		Power Converter				
	Catalina / Gr. Ville	1975-81	N/A		4 Flat				
	Firebird	1975-88	N/A		4 Flat				
	Firebird	1989-02	N/A		Power Converter				
	G5 (2 door)	2007-10	41555	1	4 Flat			56100	
	G5 GT (2 door)	2007-10	41555	1	4 Flat			56100	
	G5 (4 door)	2007-09	41565	1	4 Flat				
	G6	2005-09	41605	1.5	Power Converter				
	Grand Am	1974-88	N/A		4 Flat				
	Grand Am	1989-91	N/A		Converter				
	Grand Am	1992-95	N/A		4 Flat				
	Grand Am	1996-05	N/A		Converter				
	Grand Lemans	1975-81	N/A		4 Flat				
	Grand Prix	1974-87	N/A		4 Flat				
	Grand Prix	1988-08	N/A		Power Converter				
	GTO	2004-06	N/A		Converter				
J2000	1982-84	N/A		4 Flat					
Lemans	1975-77	N/A		4 Flat					
Lemans	1978-81	N/A		Converter					

Make	Model	Year	Plug-In Simple! <sup>®</sup> Vehicle Specific Wiring Kit	Est. Install Time Hours	UNIVERSAL	5th Wheel Kits	Brake Control Connectors	Towed Vehicle Kits	Plug-In Simple! <sup>®</sup> Camera
<b>PONTIAC</b>	Lemans	1982-93	N/A		4 Flat				
	Montana	1997-09	41365	1	Converter				
	Montana SV6	2005-09	41175	1	4 Flat				
	Parisienne	1983-86	N/A		4 Flat				
	Persuit (2 door)	2005-10	41555	1	4 Flat			56100	
	Persuit (4 door)	2005-10	41565	1	4 Flat				
	Phoenix	1980-84	N/A		4 Flat				
	Solstice	2007-09	N/A		4 Flat				
	Sunbird	1976-84	N/A		Converter				
	Sunbird	1985-87	N/A		4 Flat				
	Sunbird	1988-94	N/A		Converter				
	Sunfire	1995-05	N/A		4 Flat				
	Torrent	2006	41235	1.5	Power Converter				
	Torrent	2007-09	41265	1	4 Flat				
	Trans Sport Van	1990-92	N/A		4 Flat				
	Trans Sport Van	1993-96	41355	1	4 Flat				
	Trans Sport Van	1997-04	41365	1	Converter				
	Ventura	1971-77	N/A		4 Flat				
	Vibe	2003-08	41425	1.5	Power Converter				
Vibe	2009-12	43345	1.5	Power Converter					
<b>PORCHE</b>	Boxster	2001-07	N/A		See Dealer				
	Boxster	2009-10	N/A		See Dealer				
	Carrera	2005	N/A		See Dealer				
	Cayman	2006	N/A		See Dealer				
	Cayman	2009-10	N/A		See Dealer				
	Cayenne	2003-06	N/A		Power Converter				
	Cayenne	2008-10	N/A		Power Converter				
	Cayenne (with tow package)	2013-14	40940, 40950, 40955, 40965, 40975	0.5	7 Blade				
	Cayenne (with tow package)	2013-14	41153, 41154, 41155	0.5	4 Flat				
<b>RAM</b>	Ram 1500 (with tow package)	2009-12	40940, 40950, 40955, 40965, 40974, 40975	0.5	7 Blade	41157	53015		50002
	Ram 1500 (with tow package)	2009-12	41153, 41154, 41155	0.5	4 Flat	41157	53015		50002
	Ram 1500 (with tow package)	2013-14	40940, 40950, 40955, 40965, 40974, 40975	0.5	7 Blade	41157	53055		50002
	Ram 1500 (with tow package)	2013-14	41153, 41154, 41155	0.5	4 Flat	41157	53055		50002
	Ram 1500 (with tow package)	2015-23	40940, 40950, 40955, 40965, 40974, 40975	0.5	7 Blade	41157	53056		50002
	Ram 1500 (with tow package)	2015-23	41153, 41154, 41155	0.5	4 Flat	41157	53056		50002
	Ram Pickup 2500/3500 (with tow package)	2010-12	40940, 40950, 40955, 40965, 40974, 40975	0.5	7 Blade	41157	53015		50002
	Ram Pickup 2500/3500 (with tow package)	2010-12	41153, 41154, 41155	0.5	4 Flat	41157	53015		50002
	Ram Pickup 2500/3500 (with tow package)	2013-14	40940, 40950, 40955, 40965, 40974, 40975	0.5	7 Blade	41157	53055		50002
	Ram Pickup 2500/3500 (with tow package)	2013-14	41153, 41154, 41155	0.5	4 Flat	41157	53055		50002
	Ram Pickup 2500/3500 (with tow package)	2015-23	40940, 40950, 40955, 40965, 40974, 40975	0.5	7 Blade	41157	53056		50002
	Ram Pickup 2500/3500 (with tow package)	2015-23	41153, 41154, 41155	0.5	4 Flat	41157	53056		50002
	Ram Promaster City	2015-22	42314	1.5	Power Converter				
	Ram Promaster 1500/2500/3500	2014-22	42304	1.5	Power Converter				
	Ram Promaster 1500/2500/3500 (with tow package)	2014-22	40940, 40950, 40955, 40965, 40974, 40975	0.5	7 Blade				
	Ram Promaster 1500/2500/3500 (with tow package)	2014-22	41153, 41154, 41155	0.5	4 Flat				
Ram Tradesman Van (with tow package)	2014-19	42145, 42190	0.5	7 Blade					

Make	Model	Year	Plug-In Simple! <sup>®</sup> Vehicle Specific Wiring Kit	Est. Install Time Hours	UNIVERSAL	5th Wheel Kits	Brake Control Connectors	Towed Vehicle Kits	Plug-In Simple! <sup>®</sup> Camera
RENAULT	18i	1980-86	N/A		Converter				
	Alliance	1983-87	N/A		Converter				
	Fuego	1982-85	N/A		Converter				
	Medallion	1988-89	N/A		Power Converter				
	Sportwagon	1984-85	N/A		Converter				
SAAB	9-2X	2005	N/A		Power Converter				
	9-3	2003	N/A		Power Converter				
	9-3X	2007-09	N/A		Power Converter				
	9-5 Aero	2004-06	N/A		Power Converter				
	9-7X	2005-10	40920, 40930, 40940, 40950, 40955, 40965, 40975	0.5	7 Blade				
	9-7X	2005-10	41153, 41154, 41155	0.5	4 Flat				
SATURN	Astra	2008-09	N/A		Power Converter				
	Aura	2007-09	41705	1.5	Power Converter				
	Ion	2003-07	N/A		Power Converter				
	L Series	2000-04	N/A		Power Converter				
	LS	2004-05	N/A		Power Converter				
	LW 200	2001-05	N/A		Power Converter				
	Outlook (with tow package)	2007-10	40920, 40930, 40940, 40950, 40955, 40965, 40975	0.5	7 Blade		47875	56301	
	Outlook (with tow package)	2007-10	41153, 41154, 41155	0.5	4 Flat		47875	56301	
	Outlook	2007-10	41725	1	4 Flat		47875	56301	
	Relay	2005-07	41175	1	4 Flat				
	S Series	1991-02	N/A		Converter				
	Sky	2007-09	N/A		Power Converter				
	VUE	2002-07	40935	1.5	Power Converter				
	VUE	2008-10	41745	1.5	Power Converter			56303	
SCION	Scion FR-S	2013-16	41974	1.5	Power Converter				
	Scion IM	2016-17	41944	1.5	Power Converter				
	Scion IA	2016-17	41984	1.5	Power Converter				
	Scion IQ (Late 2012)	2012-14	N/A		Power Converter				
	Scion TC	2007-10	41975	1.5	Power Converter				
	Scion TC	2011-16	41964	1.5	Power Converter				
	Scion XA	2004-05	41954	1.5	Converter				
	Scion XB	2004-07	41955	1.5	Power Converter				
	Scion XB	2008-10	41965	1.5	Power Converter				
	Scion XB	2011-15	43345	1.5	Power Converter				
	Scion XD	2008-14	41985	1.5	Power Converter				
	SUBARU	Ascent	2019-21	43885	1.5	Power Converter			
B9 Tribeca		2006-16	43855	1.5	Power Converter				
Baja		2002-06	43875	1.5	Power Converter				
Brat		1978-87	N/A		Converter				
BRZ		2013-20	41974	1.5	Power Converter				
Crosstrek		2016-23	43885	1.5	Power Converter				
Forester		1998-08	43855	1.5	Power Converter				
Forester		2009-16	43865	1.5	Power Converter				
Forester		2017-22	43885	1.5	Power Converter				
GL		1980-86	N/A		Converter				
GL		1987-92	N/A		Power Converter				
Impreza (Sedan)		1993-01	N/A		Power Converter				
Impreza (Wagon)		2002-07	43855	1.5	Power Converter				
Impreza (Sedan)		2008-11	43884	1.5	Power Converter				
Impreza (Sedan)		2002-16	N/A		Power Converter				

Make	Model	Year	Plug-In Simple! <sup>®</sup> Vehicle Specific Wiring Kit	Est. Install Time Hours	UNIVERSAL	5th Wheel Kits	Brake Control Connectors	Towed Vehicle Kits	Plug-In Simple! <sup>®</sup> Camera	
<b>SUBARU</b>	Impreza Hatchback	2008-13	43894	1.5	Power Converter					
	Impreza WRX	2008-16	N/A	1.5	Power Converter					
	Impreza	2017-20	N/A		See Dealer					
	Justy	1989-93	N/A		Power Converter					
	Legacy (Sedan & Wagon)	1990-07	N/A		Power Converter					
	Legacy	1996-02	N/A		Power Converter					
	Legacy	2003-08	43855	1.5	Power Converter					
	Legacy	2010-14	43624	1.5	Power Converter					
	Legacy	2015-20	43634	1.5	Power Converter					
	Loyale	1990-93	N/A		Power Converter					
	Outback	1996-08	43855	1.5	Power Converter					
	Outback Wagon	2010-14	43865	1.5	Power Converter					
	Outback	2015-23	43885	1.5	Power Converter					
	SVX	1992-96	N/A		Power Converter					
	XV Crossstrek	2013-15	43865	1.5	Power Converter					
	WRX	2015-20	N/A		Power Converter					
	<b>SUZUKI</b>	Aerio	2003-06	N/A		Power Converter				
Equator		2009-13	43535	1.5	Power Converter					
Equator (with factory 4 flat)		2009-13	43575	0.5	4 Flat					
Esteem		1995-01	N/A		Converter					
Forenza		2004-08	N/A		Power Converter					
Kizashi		2010-11	41254	1.5	Power Converter					
Vitara / Grand Vitara		1999-05	41245	1	Converter					
Vitara / Grand Vitara		2006-12	41255	1	Converter					
Reno		2006-08	N/A		Power Converter					
Samari		1986-94	N/A		Converter					
Sidekick		1989-98	N/A		Converter					
Swift		1989-01	N/A		Converter					
SX4		2007-11	41255	1.5	Power Converter					
SX4 Sport		2008-09	43574	1.5	Power Converter					
Verona		2004-06	N/A		Power Converter					
XL-7		2001-06	41245	1	Converter					
XL-7		2006-08	N/A		Power Converter					
X-90		1996-98	N/A		Converter					
<b>TOYOTA</b>		Avalon	1995-09	N/A		Converter				
		Avalon	2011-12	41795	1.5	Power Converter				
	Avalon	2013-18	41820	1.5	Power Converter					
	Avalon	2019-20	N/A		See Dealer					
	Camry	1983-86	N/A		Converter					
	Camry	1987-91	N/A		Power Converter					
	Camry	1992-96	N/A		Converter					
	Camry	1997-01	41765	1	Converter					
	Camry	2002-06	41775	1.5	Power Converter					
	Camry XLE, LE, SE CE	2007-09	41824	1.5	Power Converter					
	Camry, except SE	2007-09	41795	1.5	Power Converter					
	Camry, except SE	2010-11	41795	1.5	Power Converter					
	Camry	2012-20	41824	1.5	Power Converter					
	Celica	1975-03	N/A		Converter					
	Corolla	1976-08	N/A		Converter					
	Corolla	2003-13	41815	1.5	Power Converter					
	Corolla	2014-18	41824	1.5	Power Converter					
	Corolla	2019-20	N/A		See Dealer					
Corolla Hatchback	2019-20	N/A		See Dealer						
C-HR	2018-20	N/A		See Dealer						

Make	Model	Year	Plug-In Simple! <sup>®</sup> Vehicle Specific Wiring Kit	Est. Install Time Hours	UNIVERSAL	5th Wheel Kits	Brake Control Connectors	Towed Vehicle Kits	Plug-In Simple! <sup>®</sup> Camera
TOYOTA	Cressida	1981-93	N/A		Converter				
	ECHO	2000-02	43335	1.5	Power Converter				
	FJ Cruiser	2007-14	41824	1.5	Power Converter				
	Highlander (with factory 4 flat)	2001-03	41875	0.5	4 Flat				
	Highlander (without tow package)	2001-06	43425	1.5	Power Converter				
	Highlander (without LED taillights)	2007	43425	1.5	Power Converter				
	Highlander (Hybrid)	2006-10	N/A		Power Converter				
	Highlander (with tow package)	2008-19	41825	0.5	4 Flat				
	Highlander (without tow package)	2008-19	41845	1.5	Power Converter				
	Highlander (Hybrid)	2010-20	N/A		Power Converter				
	Highlander (with tow package)	2020-22	N/A		Power Converter				
	Highlander (without tow package)	2020-22	N/A		Power Converter				
	Land Cruiser	1981-90	N/A		Power Converter				
	Land Cruiser	1991-99	43405	0.75	Converter				
	Land Cruiser	2000-02	N/A		Power Converter				
	Land Cruiser	2003-11	N/A		Power Converter		47815		
	Land Cruiser	2012	N/A		Power Converter				
	Land Cruiser	2013-17	N/A		Power Converter		47815		
	Land Cruiser	2018-21	40940, 40950, 40955, 40965, 40974, 40975	0.5	7 Blade				
	Land Cruiser	2018-21	41153, 41154, 41155	0.5	4 Flat				
	Matrix	2003-08	43335	1.5	Power Converter				
	Matrix	2009-13	43345	1.5	Power Converter				
	MR2	1985-95	N/A		Converter				
	Paseo	1992-98	N/A		Converter				
	Pickup (except T-100)	1975-83	N/A		Converter				
	Pickup (except T-100)	1984-95	43315	0.5	Converter				
	Previa Van	1991-97	N/A		Converter				
	Prius	2001-03	N/A		Power Converter				
	Prius	2004-15	41854	1.5	Power Converter				
	Prius	2016-18	N/A		Power Converter				
	Prius	2019-20	N/A		See Dealer				
	Prius C	2012-18	41955	1.5	Power Converter				
	Prius C	2019	N/A		See Dealer				
	Prius Prime	2017-20	N/A		See Dealer				
	Prius V	2012-17	43314	1.5	Power Converter				
	RAV 4	1996-00	43455	1	Converter				
	RAV 4	2001-05	43465	1	Converter				
	RAV 4	2006-12	43445	1.5	Power Converter				
	RAV 4	2013-18	41820	1.5	Power Converter				
	RAV 4	2019-20	N/A						
	4-Runner	1987-95	N/A		Converter				
	4-Runner	1996-02	43415	1	Converter				
4-Runner	2003-09	N/A		Converter		47815			
4-Runner (with tow package)	2003-09	43374	0.5	7 Blade		47815			
4-Runner (with tow package)	2010-14	41855	0.5	Converter		47815			
4-Runner (with tow package)	2015-21	40940, 40950, 40955, 40965, 40974, 40975	0.5	7 Blade		47815			
4-Runner (with tow package)	2015-21	41153, 41154, 41155	0.5	4 Flat		47815			
Sequoia	2001	43435	1	4 Flat					
Sequoia	2002	43435	1	4 Flat		47815			
Sequoia (with tow package)	2003-04	43384	0.5	7 Blade		47815			



Make	Model	Year	Plug-In Simple! <sup>®</sup> Vehicle Specific Wiring Kit	Est. Install Time Hours	UNIVERSAL	5th Wheel Kits	Brake Control Connectors	Towed Vehicle Kits	Plug-In Simple! <sup>®</sup> Camera
TOYOTA	Sequoia (with tow package)	2005-09	43325	0.5	Converter		47815		
	Sequoia (with tow package)	2010-21	40940, 40950, 40955, 40965, 40975	0.5	Power Converter		47815		
	Sequoia (with tow package)	2010-21	41153, 41154, 41155	0.5	Power Converter		47815		
	Sienna	1998-03	43475	1	Converter				
	Sienna	2004-10	43485	1.5	Power Converter				
	Sienna SE	2011-20	43495	1.5	Power Converter				
	Sienna (except SE)	2011-14	N/A		Power Converter				
	Sienna (except SE)	2015-20	43494		Power Converter				
	Starlet	1981-84	N/A		Converter				
	Solara	1999-06	N/A		Converter				
	Solara	2007-08	N/A		Power Converter				
	Supra	1982-98	N/A		Power Converter				
	Supra	2020	N/A		See Dealer				
	Tacoma	1995-04	43315	0.5	Converter				
	Tacoma (without tow package)	2005-08	43355	0.5	Converter		47815		
	Tacoma (without tow package)	2009-15	N/A		Converter		47815		
	Tacoma (with tow package)	2005-15	N/A		Converter		47815		
	Tacoma (without tow package)	2016-22	43354	1.5	Power Converter				
	Tacoma (with tow package)	2016-22	40974		Power Converter		47816		
	Tercel	1980-98	N/A		Converter				
	T-100	1993-98	43355	0.5	Converter				
	Tundra	2000	43365	0.5	Converter				
	Tundra	2001-02	43375	1.5	Power Converter				
	Tundra (with tow package)	2003-06	43385	0.5	Converter		47815		
	Tundra (with factory 7 blade)	2007-13	43395	0.5	7 Blade	43397	47815		
	Tundra (with factory 4 flat)	2010-16	41835	1.5	Power Converter				
	Tundra (with factory 7 blade)	2014	40940, 40950, 40955, 40965, 40975	0.5	7 Blade	41157	47815		50002
	Tundra (with factory 7 blade)	2014	41153, 41154, 41155	0.5	4 Flat	41157	47815		50002
	Tundra (with factory 7 blade)	2015-22	40940, 40950, 40955, 40965, 40974, 40975	0.5	7 Blade	41157	47816		50002
	Tundra (with factory 7 blade)	2015-22	41153, 41154, 41155	0.5	4 Flat	41157	47816		50002
	Vanwagon	1984-90	N/A		Converter				
	Venza	2009-16	41795	1.5	Power Converter				
Yaris	2007-09	N/A							
Yaris	2010-18	41844	1.5	Power Converter					
Yaris	2019-20	N/A		See Dealer					
Yaris Hatchback	2020	N/A		See Dealer					
Yaris iA	2017-18	N/A		Power Converter					
Yaris iA	2019	N/A		See Dealer					
VOLKSWAGEN	Arteon	2019-20	N/A		See Dealer				
	Atlas	2018-20	N/A		See Dealer				
	Beetle	1974-79	N/A		Converter				
	Beetle	1998-11	N/A		Power Converter				
	Beetle	2012-20	N/A		Power Converter				
	Cabrio	1985-05	N/A		Converter				
	CC	2012-16	N/A		See Dealer				
	Corrado	1989-94	N/A		Converter				
	EOS	2007-10	N/A		Power Converter				
	EOS	2012-15	N/A		See Dealer				
	Eurovan	1983-00	N/A		Converter				
	Fox	1987-93	N/A		Converter				
	Golf	1985-06	N/A		Converter				
	Golf	2013-20	N/A		See Dealer				

Make	Model	Year	Plug-In Simple! <sup>®</sup> Vehicle Specific Wiring Kit	Est. Install Time Hours	UNIVERSAL	5th Wheel Kits	Brake Control Connectors	Towed Vehicle Kits	Plug-In Simple! <sup>®</sup> Camera
VOLKSWAGEN	GTI (early 2006)	1985-06	N/A		Converter				
	GTI (Late 2006)	2006-09	N/A		See Dealer				
	GTI	2010-16	N/A		See Dealer				
	Jetta	1980-05	N/A		Converter				
	Jetta	2006-09	N/A		Power Converter				
	Jetta	2011-18	N/A		Power Converter				
	Jetta	2019-20	N/A		See Dealer				
	Passat	1990-09	N/A		Power Converter				
	Passat Sedan	2012-20	N/A		PWM				
	Passat Wagon	2012-20	N/A		PWM				
	Quantum	1982-88	N/A		Converter				
	R32	2008	N/A		Power Converter				
	Rabbit	1975-84	N/A		Converter				
	Routan	2009	N/A		4 Flat				
	Routan	2011-13	43764	1.5	Power Converter				
	Scirocco	1975-88	N/A		Converter				
	Tiguan	2008-18	N/A		Power Converter				
	Tiguan	2019-20	N/A		See Dealer				
	Touareg	2004-10	N/A		See Dealer				
	Touareg (without tow package)	2012-16	N/A		See Dealer				
	Touareg (with tow package)	2012-16	40940, 40950, 40955, 40965, 40974, 40975	0.5	7 Blade				
	Touareg (with tow package)	2012-16	41153, 41154, 41155	0.5	4 Flat				
	Vanagon	1980-92	N/A		Converter				
VOLVO	40	2004-09	N/A		Power Converter				
	50	2005-06	N/A		Power Converter				
	60	2006-09	N/A		Power Converter				
	70	2006-08	N/A		Power Converter				
	80	2004-09	N/A		Power Converter				
	C30	2008-13	N/A		Power Converter				
	C70	2011-14	43724	1.5	Power Converter				
	S40	2002-05	N/A		Power Converter				
	S40	2008-09	N/A		Power Converter				
	S60	2008-09	N/A		Power Converter				
	S60	2013-16	43720	1.5	Power Converter				
	S60	2019-20	N/A						
	S80	2002-06	N/A		Power Converter				
	S80	2007-16	43725	1.5	Power Converter				
	S90	2017-22	43725		Power Converter				
	V60	2015-18	N/A		Power Converter				
	V60	2019-20	N/A						
	V70	2006-07	N/A		Power Converter				
	V70	2008-16	43735	1.5	Power Converter				
	V70 XC AWD	2002	N/A		Power Converter				
	V70R	2004-06	N/A		Power Converter				
	V90	2018-20	43744	1.5	Power Converter				
	XC40	2019-20	N/A						
XC60	2010-18	43744	1.5	Power Converter					
XC60	2019-20	N/A							
XC70	2008-16	43735	1.5	Power Converter					
XC70 AWD	2002-04	N/A		Power Converter					
XC90	2003-04	N/A		Power Converter					
XC90	2005-14	43745	1.5	Power Converter					
XC90	2015-20	43744	1.5	Power Converter					



The following information is provided by the National Highway Traffic Safety Administration. Each diagram will show the specific requirements for that vehicle type.

Every lamp, reflex reflector, and conspicuity treatment (device) must be permanently attached in the location specified on the following pages and must comply with all applicable requirements prescribed for it by FMVSS/CMVSS 108. The face of any device on the front/rear and sides should be, respectively perpendicular and parallel to vehicle centerline, unless it is photometrically certified at installation angle.

In Canada: Manufacturers and importers of vehicles must have the proper certification test records demonstrating compliance of lighting components with all prescribed requirements.

Courtesy of [www.nhtsa.gov](http://www.nhtsa.gov)



# TECHNICAL REFERENCE

Basic Equipment Required on all Trailers. Courtesy of www.nhtsa.gov

Description				Mandatory Requirements			
Area	Equipment	(SAE Lens Coding)	Functional Purpose	Quantity	Color	Location	Height mm (in.) from the ground
1	Tail Lamps	(T)	Indicate vehicle's presence and width	Minimum 2	Red	On the rear - symmetrical - as far apart as practical	380-1830 (15-72)
	Stop Lamps	(S)	Indicate braking	Minimum 2	Red	On the rear - symmetrical - as far apart as practical	380-1830 (15-72)
	Rear Turn Signal Lamps	(I)	Indicate direction of turn	Minimum 2	Red or Yellow	On the rear - symmetrical - as far apart as practical	380-2110 (15-83)
	Rear Reflex Reflectors	(A)	Indicate vehicle's presence and width	Minimum 2	Red	On the rear - symmetrical - as far apart as practical - facing rearward	380-1530 (15 - 60)
2	License Plate Lamp(s)	(L)	Illuminates license plate	Minimum 1	White	On the rear - above of a the sides of license plate	No Requirement
3	Rear Side Marker Lamps	[P2, PC• or P3, PC2*] *Photometrically certified at installation angle		Minimum 2	Red	Each side at rear - as far back as practical	380-1530 (15 - 60) no max. for veh. Under 2.032m(80") wide
	Rear Side Reflex Reflectors	(A)		Minimum 2	Red	Each side at rear - as far back as practical facing sideward	380-1530 (15 - 60)
4a	Front Side Marker Lamps	[P2, PC• or P3, PC2*] *Photometrically certified at installation angle		Minimum 2	Yellow	Each side at front - as far forward as practical	380 (15) minimum
4b	Front Side Reflex Reflectors	(A)		Minimum 2	Yellow	Each side at front - as far forward as practical	380-1530

Additional Equipment for Trailers Exceeding the Following Parameters

Length 9.1 m (30') or Longer

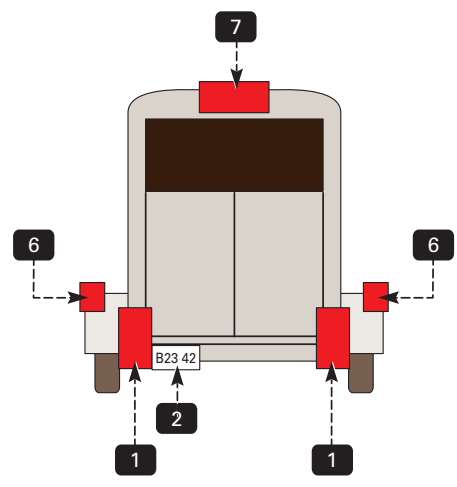
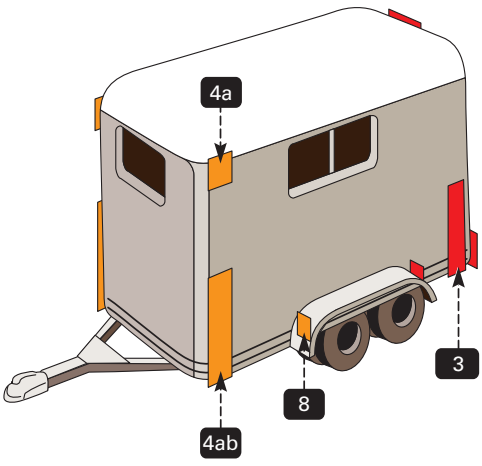
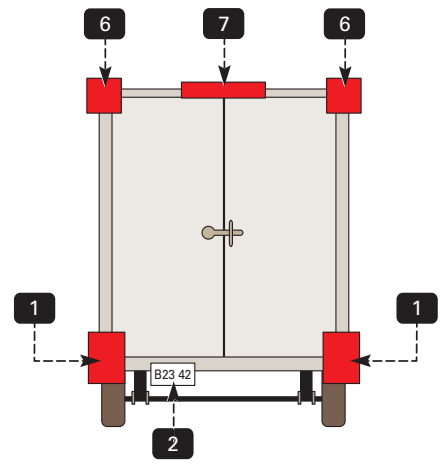
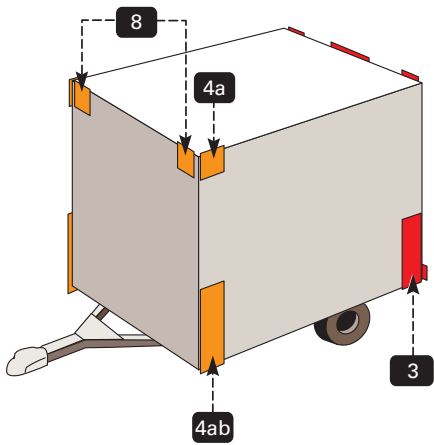
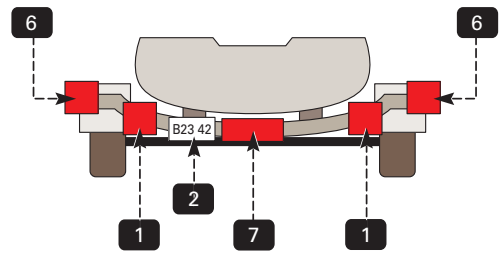
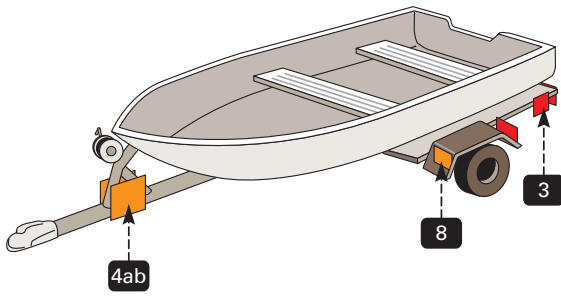
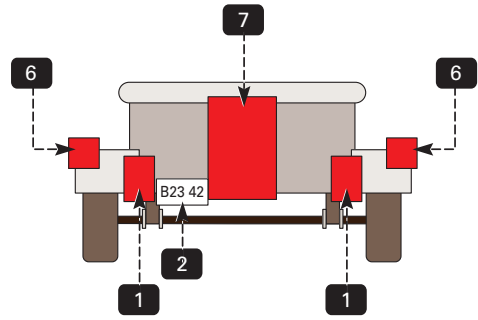
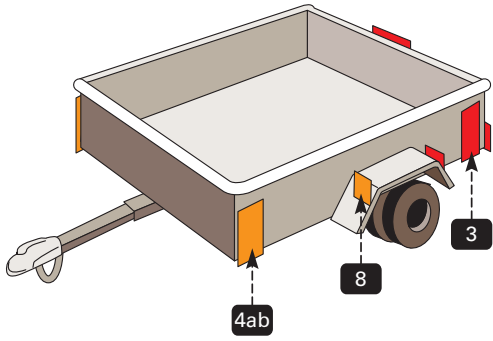
Description				Mandatory Requirements			
Area	Equipment	(SAE Lens Coding)	Functional Purpose	Quantity	Color	Location	Height mm (in.) from the ground
5a	Intermediate Side Market Lamps	(P2 or P3)	Indicate presence of a long vehicle	Minimum 2	Yellow	Each side near center - facing sideward	380 (15) minimum
5b	Intermediate Side Reflex Reflectors	(A)	Indicate presence of a long vehicle	Minimum 2	Yellow	Each side near center - facing sideward	380-1530 (15-60)

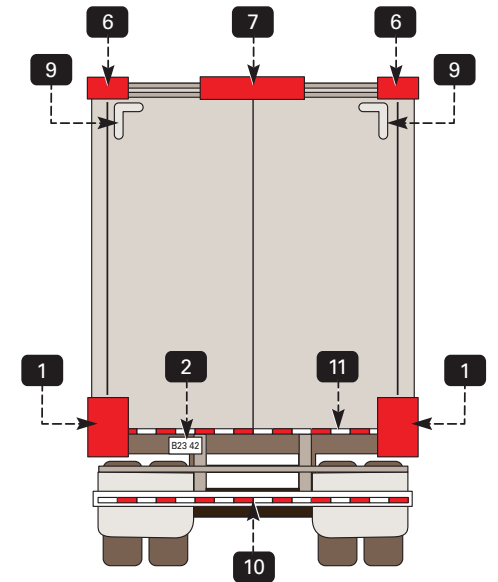
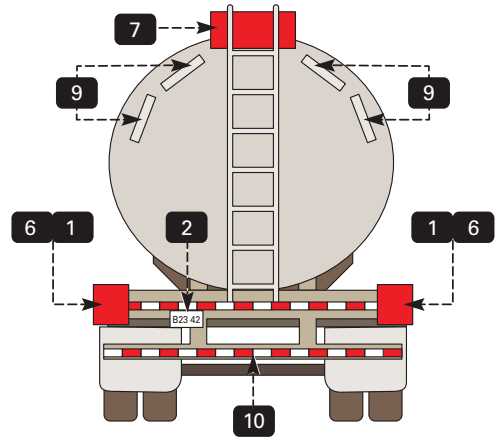
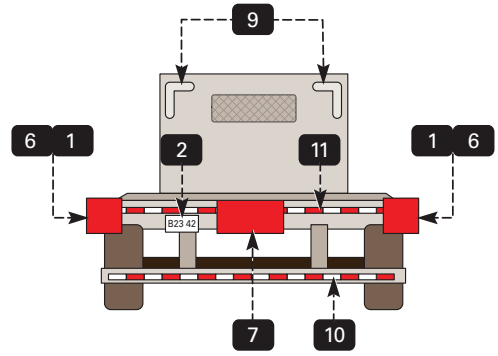
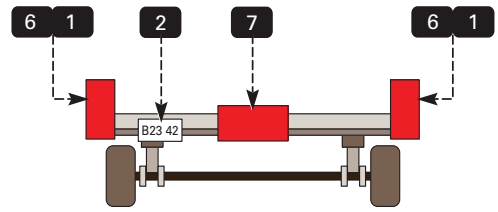
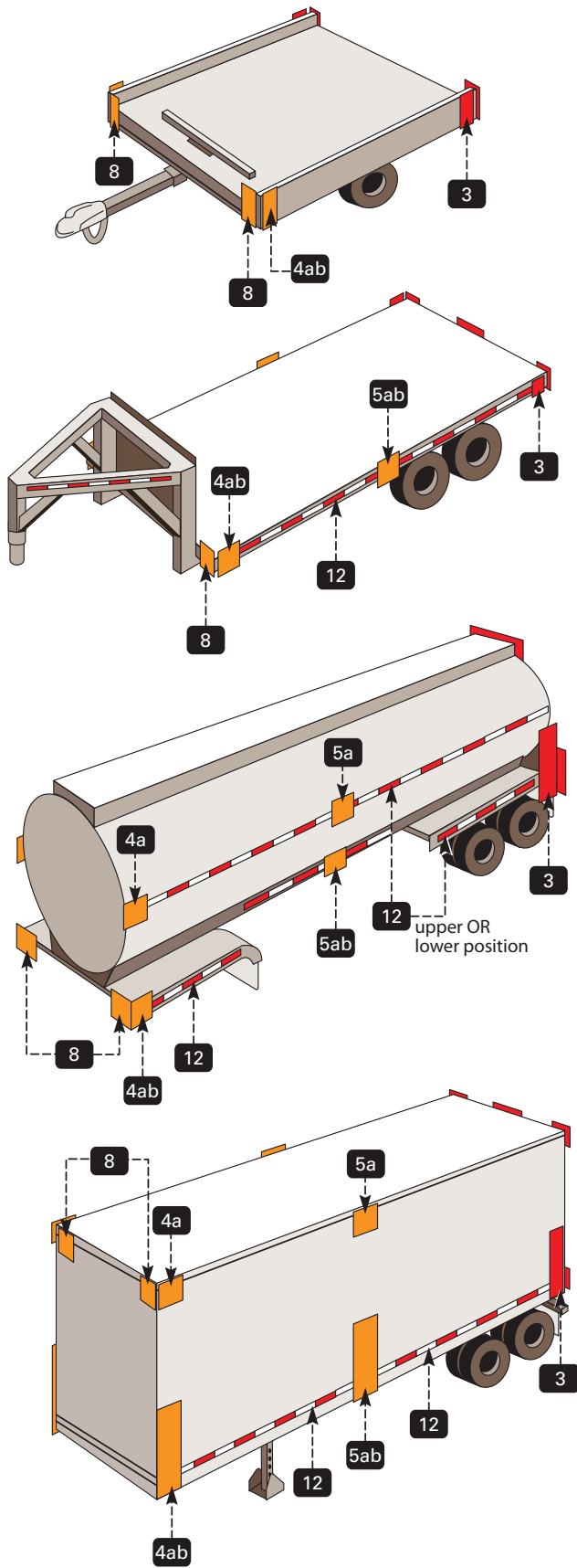
Width 2.032 m (80 in.) or Wider

Description				Mandatory Requirements			
Area	Equipment	(SAE Lens Coding)	Functional Purpose	Quantity	Color	Location	Height mm (in.) from the ground
6	Rear Clearance Lamps	[P2, PC• or P3, PC2*] *photometrically certified at installation angle	Show vehicle's width - MAY NOT be combined with tail lamps	Minimum 2	Red	At widest point - symmetrical - on the rear or near the rear - facing rearward	As high as practical - may be lower only if ID lamps are at the top
7	Rear Identification Lamps	(P2 or P3)	Indicate presence of a wide vehicle	Exactly 3	Red	On the rear - center, facing rearward - horizontally spaced 150mm (6 in.) to 300mm (12 in.) apart	in Canada: at the top - maybe lower if door header narrower than 25mm. In USA: as high as practical
8	Front Clearance Lamps	[P2, PC• or P3, PC2*] *photometrically certified at installation angle	Show vehicle's width	Minimum 2	Yellow	At widest point - symmetrical - as far forward as practical - facing forward	As high as practical

Width 2.032 m (80 in.) or Wider and GVWR 4536 kg (10,000 lb.) or More

Description				Mandatory Requirements			
Area	Conspicuity Treatment	DOT Coding	Quantity	Color	Location	Height	Options
9	Rear Upper Body Marking		Exactly 2 pairs of 300mm long strips	White	On the rear upper corners - facing rearward	At the top	Reflex reflectors may not be required if the are replaced, in their required location, with conspicuity treatment-----Optional in Canada Rear lower body and side conspicuity treatment may also be solid white, solid yellow, or white and yellow.
10	Bumper Bar Marking		Continuous	Red/White	On the rear bumper bar's horizontal element - full wide - facing rearward	No requirement	
11	Rear Lower Body Marking		Continuous	Red/ White see options	On the rear - full width of the vehicle - facing rearward	As horizontal as practical and as close as practical to the range of 375 to 1525 mm from the ground	
12	Side Marking		See Location	Red/ White see options	Each side - facing sideward - continuous, or evenly spaced over minimum of 50% of length, starts and ends as close to the front and rear of vehicle as practical.	As horizontal as practical and as close as practical to the range of 375 to 1525 mm from the ground	





## BASIC EQUIPMENT REQUIRED ON ALL TRUCKS, BUSES AND MPVS

Description				Mandatory Requirements			
Area	Equipment	(SAE Lens Coding)	Functional Purpose	Quantity	Color	Location	Height mm (in.) from the ground
1	Headlamps -Lower Beam	(H, Hr) Attention: Us: "Dot" Lettering Required On Lens Attention: Us & Canada: Light Source Code Required On Lens	Forward Road Illumination	Minimum 2	White	On The Front - Symmetrical - As Far Apart As Practicable (If 4 Lamp System - Outboard Or Above Upper Beams)	560-1370 (22-54)
	Headlamps -Upper Beam	H, Hr) Attention: Us: "Dot" Lettering Required On Lens Attention: Us & Canada: Light Source Code Required On Lens	Forward Road Illumination	Minimum 2	White	On The Front - Symmetrical - As Far Apart As Practicable (If 4 Lamp System - Outboard Or Above Upper Beams)	560-1370 (22-54)
	Parking Lamps Attention: Required Only On Vehicles Less Than 2032mm Wide	(P)	Indicate Parked Vehicle	Minimum 2	White Or Yellow	Front - Symmetrical - As Far Apart As Practicable	380-1530 (15-60)
	Daytime Running Lamps Attention: For Canada Required, For Us Optional.	(Y2) Attention: For Us, "Drl" Lettering Required On Lens If device Is Not Headlamp	Indicate In-Use Vehicle	Minimum 2	White Or Yellow	Front - Symmetrical - As Far Apart As Practicable	380 (15) Minimum Maximum Depends On Type Of Drl
	Front Turn Signal/Hazard Warning Lamps	( L)	Indicate Direction Of Turn / Identify Disabled Vehicle	Minimum 2	Yellow	Front - Symmetrical - As Far Apart As Practicable	380-2110 (15-83)
2	Front clearance Lamps- Attention: Required For Vehicles 2032mm Wide Or Wider	[ P2, Pc* Or P3*,Pc2] *Photometrically Certified At Installation Angle	Show Vehicle's Width	Minimum 2	Yellow	At Widest Point - Symmetrical - On The Front Or Near The Front - Facing Forward	As High As Practicable
3	Front Identification Lamps (Id)	(P2 Or P3)	Indicate Presence Of A Wide Vehicle	Exactly 3	Yellow	On The Front - Center - Horizontally Spaced 150 mm (6 In.) To 50 mm (12 In.) Apart	As High As Practicable Or On Top Of Cab
4a	Front Side Marker Lamps	[ P2, Pc* Or P3 ,Pc2*] *Photometrically Certified At Installation Angle		Minimum 2	Yellow	Each Side At Front - As Far Forward As Practicable	380 (15) Minimum
4b	Front Side Reflex Reflectors	(A)	Front And Rear Side Marker Lamps / Side	Minimum 2	Yellow	At Front - Symmetrical - As Far Forward As Practicable - Facing Sideward	380-1530 (15-60)
5a	Rear Side Marker Lamps **	(P2, Pc* Or P3, Pc2*) *Photometrically Certified At Installation Angle	Reflex Reflector Indicate Vehicle's Presence And Length	Minimum 2	Red	Each Side At Rear - As Far Back As Practicable	380 (15) Minimum
5b	Rear Side Reflex Reflec-tors** ** Not Required On Truck Tractors	(A)		Minimum 2	Red	Each Side At Rear - As Far Back As Practicable - Facing Sideward	380-1530 (15-60)
6	Rear clearance Lamps Attention: Required For Vehicles 2032mm Wide Or Wider, But Not Required On Truck Tractors	(P2, Pc* Or P3, Pc2*) *Photometrically Certified At Installation Angle	Show Vehicle's Width - May Not Be Combined With Tail Lamps	Minimum 2	Red	At Widest Point - Symmetrical - On The Rear Or Near The Rear - Facing Rearward	As High As Practicable - May Be Lower Only If Rear Id Lamps Are At The Top
7	Rear Identification Lamps (Id) Attention: Required For Vehicles 2032mm Wide Or Wider, But Not Required On Truck Tractors	(P2 Or P3 )	Indicate Presence Of A Wide Vehicle	Exactly 3	Red	Rear - Center - Horizontally Spaced 150 Mm (6 In.) To 50 Mm (12 In.) Apart, Facing Rearward	In Canada : At The Top - Maybe Lower If Door Header Narrower Than 25 mm In USA: As High As Practicable
8	Tail Lamps	(T)	Indicate vehicle's presence and width	Minimum 2	Red	On the rear - symmetrical - as far apart as practicable	380-1830 (15-72)
	Stop Lamps	(S)	Indicate braking	Minimum 2	Red	On the rear - symmetrical - as far apart as practicable	380-1830 (15-72)
	Rear Turn Signal/Hazard Warning Lamps	(I)	Indicate direction of turn/ identifies disabled vehicle	Minimum 2	Red or Yellow	ON THE REAR - SYMMETRICAL - AS FAR APART AS PRACTICABLE	380-2110 (15-83)
	Rear Reflex Reflectors	(A)	Show vehicle's pres-ence and width	Minimum 2	Red	On the rear - symmetrical - as far apart as practicable - facing rearward	380-1530 (15-60)
9	Backup Lamp	(R)	Illuminate ground behind the vehicle and alert road users	Minimum 1	White	rear	no requirement
10	License Plate Lamp(s)	(L)	Illuminate license plate	Minimum 1	White	On the rear - above or at the sides of license plate	no requirement
11	Center High Mounted Stop Lamp Attention: Required for vehicles less than 2032mm wide and 4536kg	(U3)	Indicates braking	Minimum 1	Red	On the rear - centerline of the vehicle	860 (34) minimum

## Additional Equipment for Trailers Exceeding the Following Parameters

Length 9.1 m (30') or Longer

Description				Mandatory Requirements			
Area	Equipment	(SAE Lens Coding)	Functional Purpose	Quantity	Color	Location	Height mm (in.) from the ground
12a	Intermediate Side Marker Lamps	(P2 or PC)	Indicate presence of a long vehicle	Minimum 2	Yellow	Each side near center	380 (15) minimum
12b	Intermediate Side Reflex Reflectors	(A)	Indicate presence of a long vehicle	Minimum 2	Yellow	Each side near center - facing sideward	380-1530 (15-60)

## TRUCK TRACTORS

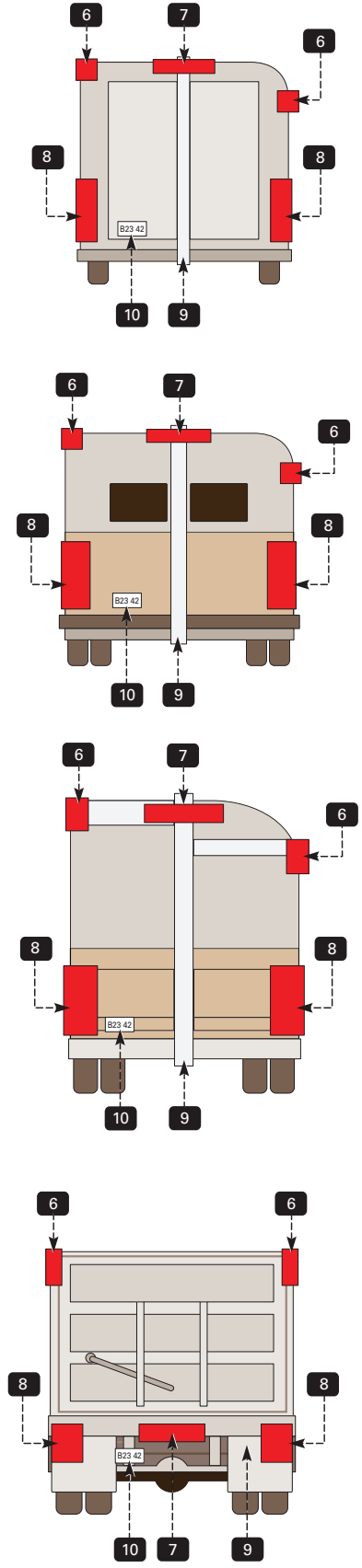
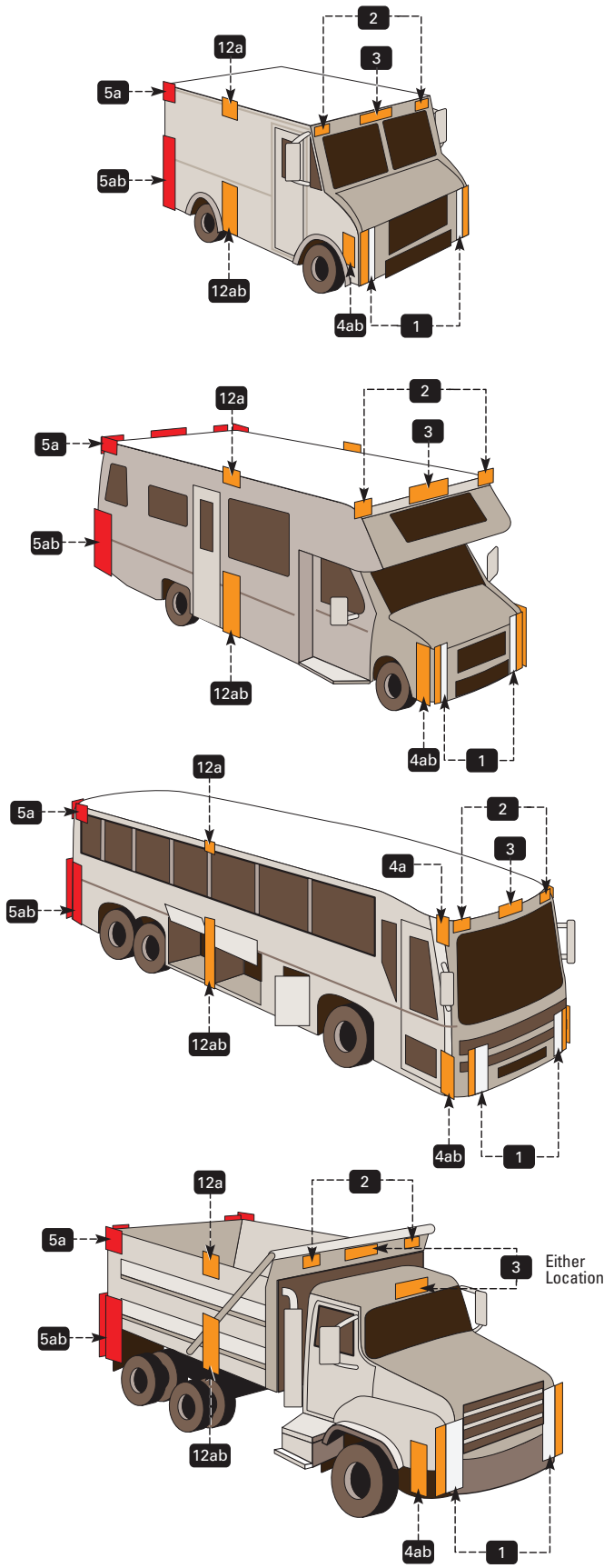
Description			Mandatory Requirements				Options
Area	Conspicuity Treatment	DOT Code	Quantity	Color	Location	Height mm (in.) from the ground	Options
13	Rear Upper Body Marking	DOT-C, DOT-C2, DOT-C3, or DOT-C4	Exactly 2 pairs of 50 mm long strips	White	Rear upper corners of cab - facing rearward	As high as practicable excluding fairings	
14	rear marking	DOT-C, DOT-C2, DOT-C3, or DOT-C4	Exactly 2 sections of min. 600 mm each	Red/White	Rear - facing rearward - on fenders, on mud flaps brackets, or within 50 mm below of the top of mud flaps	As horizontal as practicable and not higher than 1525 mm from the ground	If mud flaps not used - on the cab or frame mounted brackets

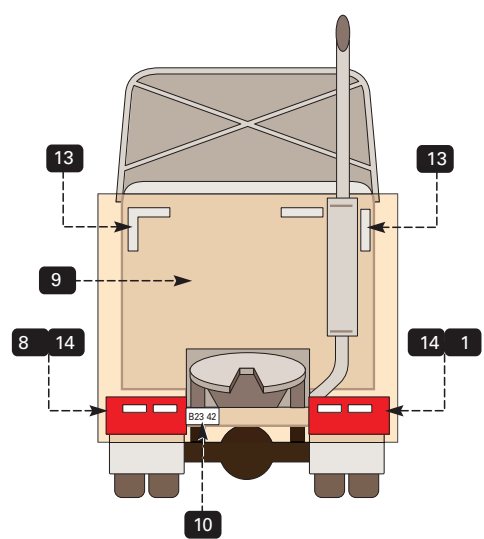
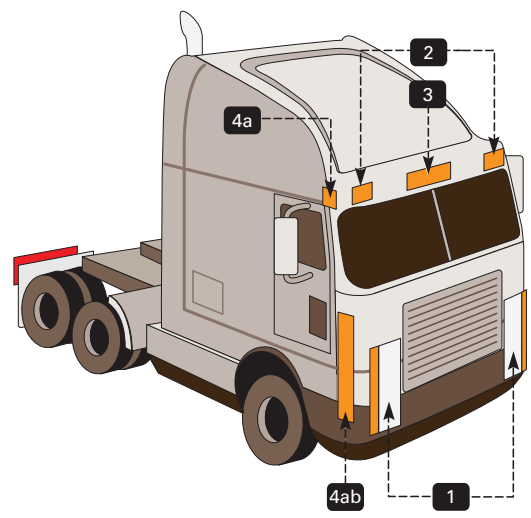
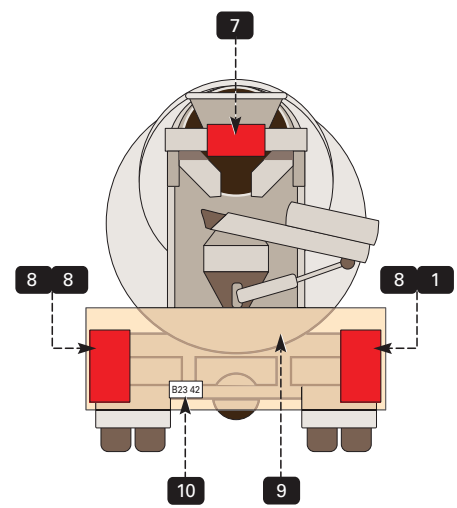
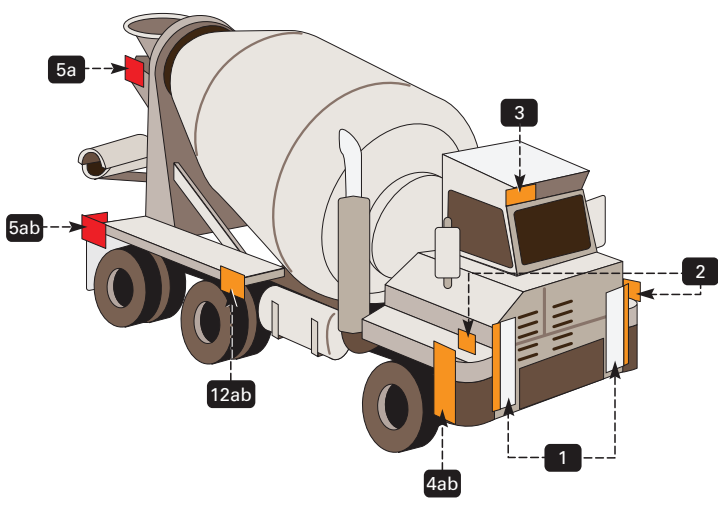
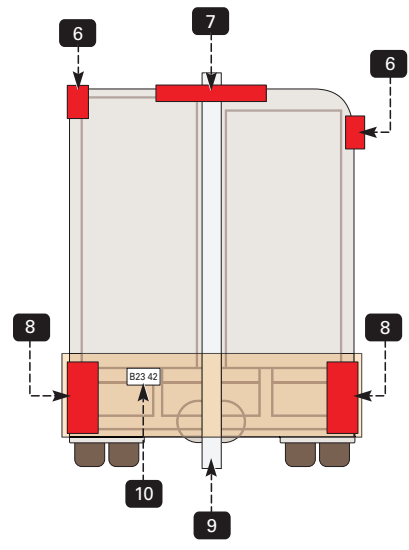
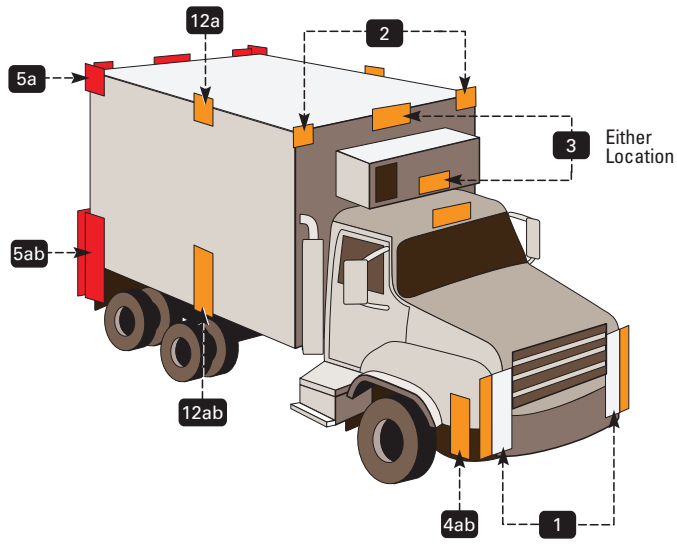
### IMPORTANT NOTE:

Courtesy of [www.nhtsa.gov](http://www.nhtsa.gov)

Every lamp, reflex reflector, and conspicuity treatment (device) must be permanently attached in the location specified below and must comply with all applicable requirements prescribed for it by FMVSS/CMVSS 108. The face of any device on the front/rear and sides should be, respectively perpendicular and parallel to vehicle centerline, unless it is photometrically certified at installation angle. No part of the vehicle shall prevent any device from meeting its prescribed requirements unless an auxiliary device meeting all prescribed requirements is installed.

In Canada: Manufacturers and importers of vehicles must have the proper certification test records demonstrating compliance of lighting components with all prescribed requirements.





## SAE DEVICE CODES

A	Reflex Reflector
A2	Reflex Reflector For Use On Vehicles 2032mm Or More In Overall Width
A3	Reflex Reflector For Conspicuity Treatment (Ct), For Use On Vehicles 2032mm Or More In Overall Width
A4	Reflex Reflector For Ct (Vehicles → 2032mm In Width) - 50mm Wide [Truck/Trailer]
A5	Reflex Reflector For Ct (Vehicles → 2032mm In Width) - 75mm Wide [Truck/Trailer]
A6	Reflex Reflector For Ct (Vehicles → 2032mm In Width) - 100mm Wide [Truck/Trailer]
A7	Reflex Reflector For Ct (Vehicles → 2032mm In Width) - 25mm Wide [Truck/Trailer]
C	Motorcycle Auxiliary Front Lamp
D	Motorcycle And Motor-Driven Cycle Turn Signal Lamp
DL	Distributed Lighting System (Headlamp)
E	Side Turn Signal Lamp - Vehicles 12m Or More In Length
E2	Side Turn Signal Lamp - Vehicles Less Than 12m In Length
EVS1	Siren - Interior Location
EVS2	Siren - Exterior Location
EVS3	Siren - Under Hood Location
F	Front Fog Lamp
F2	Fog Tail Lamps
G	Truck Cargo Lamp
H	Sealed Beam Headlamp
HC	Headlamp Center
HG	Discharge Forward Lighting (Headlamp)
HH	Sealed Beam Headlamp Housing
HR	Replaceable Bulb Headlamp
I	Turn Signal Lamp Spaced Greater Than 100mm From Headlamp
I3	Turn Signal Lamp Spaced From 75mm To Less Than 100mm From Headlamp
I4	Turn Signal Lamp Spaced From 60mm To Less Than 75mm From Headlamp
I5	Turn Signal Lamp Spaced Less Than 60mm From Headlamp
I6	Rear Mounted Turn Signal Lamp And Front Mounted Turn Signal Lamps Mounted 100mm Or More From The Headlamp, For Use On Vehicles 2032mm Or More In Overall Width
I7	Front Mounted Turn Signal Lamp Mounted Less Than 100mm From The Headlamp, For Use On Vehicles 2032mm Or More In Overall Width
J1690	Flasher
K	Front Cornering Lamp
K2	Rear Cornering Lamp
L	License Plate Lamp
M	Motorcycle And Motor-Driven Cycle Headlamp - Motorcycle Type
N	Motorcycle And Motor-Driven Cycle Headlamp - Motor-Driven Cycle Type
O	Spot Lamp
P	Parking Lamp
P2	Side marker Lamp For Use On Vehicles 2032mm Or Less In Overall Width
P3	Clearance, Side marker And Identification Lamp For Use On Vehicles 2032mm Or More In Overall Width
PC2	Combination clearance And Side marker Lamp For Use On Vehicles 2032mm Or More In Overall Width



## SAE DEVICE CODES

Q	Turn Signal Operating Unit - Class A
QB	Turn Signal Operating Unit - Class B
QC	Vehicular Hazard Warning Signal Operating Unit
QD1	Turn Signal Operating Unit For Use On Vehicles 2032mm Or More In Overall Width - Type 1
QD2	Turn Signal Operating Unit For Use On Vehicles 2032mm Or More In Overall Width - Type 2
QE1	Hazard Warning Operating Unit For Use On Vehicles 2032mm Or More In Overall Width - Type 1
QE2	Hazard Warning Operating Unit For Use On Vehicles 2032mm Or More In Overall Width - Type 2
R	Reversing (Back-Up) Lamp
S	Stop Lamp
S2	Stop Lamp For Use On Vehicles 2032mm Or More In Overall Width
T	Tail Lamp (Rear Position Lamp)
T2	Tail Lamp (Rear Position Lamp) For Use On Vehicles 2032mm Or More In Overall Width
U	Supplement High-Mounted Stop And Turn Signal Lamp
U2	High-Mounted Stop Lamp For Use On Vehicles 2032mm Or More In Overall Width
U3	Center High-Mounted Stop Lamp For Passenger Cars, Light Trucks And Mpv's
W	Warning Lamp For Emergency, Maintenance And Service Vehicles
W2	Warning Lamp For School Buses
W3-1	Optical Warning Device - Class 1
W3-2	Optical Warning Device - Class 2
W3-3	Optical Warning Device - Class 3
W4	Emergency Warning Device [Triangular Shape]
W5-1	360° Gaseous Discharge Lamp - Class 1
W5-2	360° Gaseous Discharge Lamp - Class 2
W5-3	360° Gaseous Discharge Lamp - Class 3
X	Adaptive [Forward] Lighting System
Y	Auxiliary High Beam Lamp
Y2	Daytime Running Lamp
Z	Auxiliary Low Beam Lamp
Courtesy SAE (society of automotive engineers)	

# BRAKE CONTROL INFORMATION

## CROSS-REFERENCE BRAKE CONTROL WIRING GUIDE

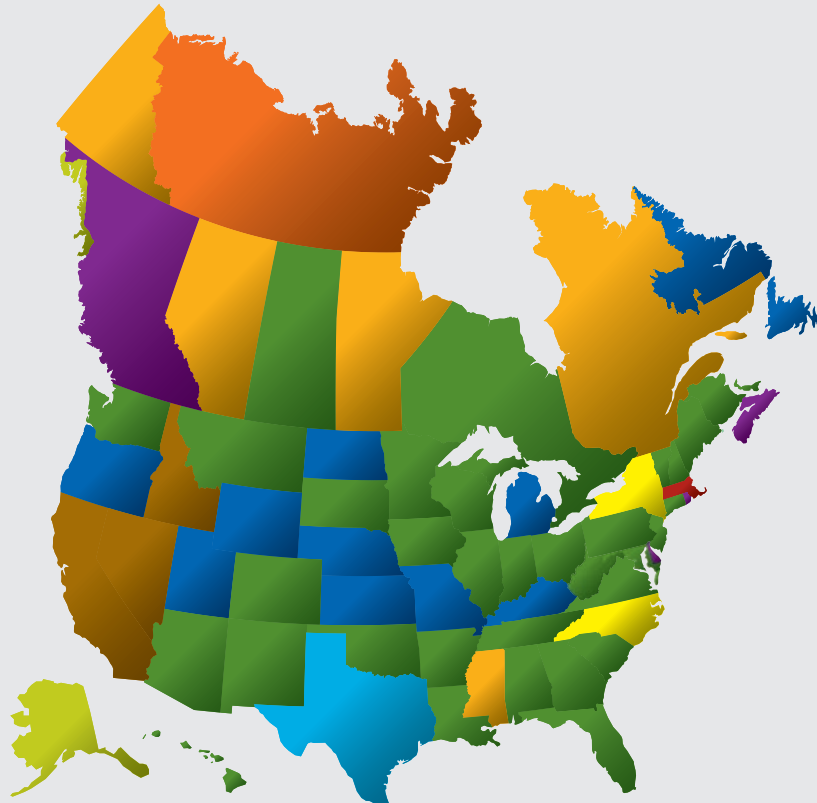
WIRE FUNCTIONS		12 VOLTS	STOPLIGHT	GROUND	TRAILER BRAKES	ILLUMINATION			
BRAKE CONTROL WIRE COLOR		BLACK	RED	WHITE	BLUE	NOT USED			
MAKE	MODEL - YEAR	VEHICLE O.E.M. WIRE COLOR							
CHEVY / GMC	2007 (New Body Style) - 2013	RED	LT BLUE	WHITE	WHITE	DARK BLUE	BROWN		
CHEVY / GMC	1999 - 2007 (Classic Body Style)	RED	LIGHT BLUE		BLACK	DARK BLUE	BROWN		
GMC	Pickups 2014-15	RED	YELLOW	BLUE	WHITE	BLACK	BLUE	NOT USED	
GMC	SUV Tahoe / Suburban	PINK		BLUE	WHITE	BLACK	BLUE	NOT USED	
DODGE	2009-2012	RED	YELLOW	WHITE	VIOLET	BLACK	DRK GREEN	DARK GREEN	NOT USED
DODGE	2003-2008	RED	WHITE	BLUE	WHITE	BLACK	GREEN	BLUE	NOT USED
DODGE	1997-2002	RED		WHITE		BLACK	BLUE	NOT USED	
FORD	F-250 / 350 2009-2015	RED	BROWN	BLUE	ORANGE	BLACK	GRAY	BLUE	NOT USED
FORD	F-150 2009-2015	RED or	RED	GRAY	GREEN or YEL GRN	WHITE	BROWN	BLUE	NOT USED
FORD	F-150 1994-2008	RED		LIGHT GREEN		WHITE	BLUE	DARK BLUE	BROWN
TOYOTA / LEXUS	2003-2012	BLACK	GREEN	YELLOW	BLACK	WHITE	BLUE	RED	GREEN

TM

## TRAILER WEIGHT LIMIT INFORMATION

**BE SAFE, BE LEGAL.**

Whether you live in or are traveling through, a braking system is required in most states and provinces, if your trailer weight exceeds the limit.\*



### WEIGHT LIMIT

- 0 lb.
- 1,000 lb (455 kg)
- 1,500 lb (682kg)
- 2,000 lb (910 kg)
- 3,000 lb (1360 kg)
- 4,000 lb (1800 kg)
- 4,500 lb (2045 kg)
- 5,000 lb (2273 kg)
- 10,000 lb (4545 kg)
- Special requirements

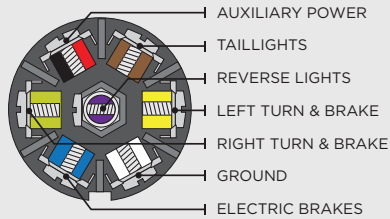
\*Contact your Department of Transportation for complete towing law information.

TM

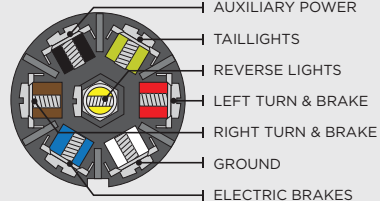
# VEHICLE AND TRAILER WIRING CODES

**IMPORTANT** - Identify the wires on your vehicle and trailer by function only. Color coding is not standard among all manufacturers. Illustrations represent the rear views of the connectors.

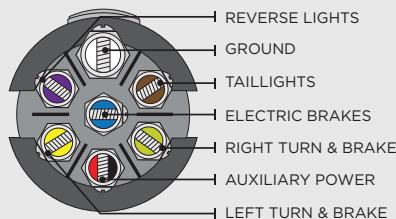
## VEHICLE SIDE



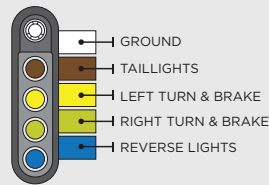
7 BLADE (SAE STANDARD)



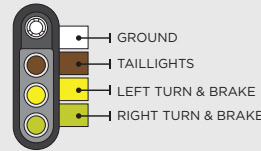
7 BLADE (RV STANDARD)



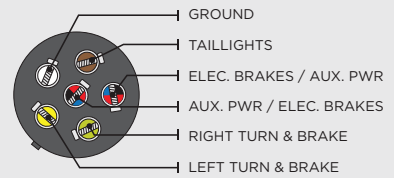
7 ROUND



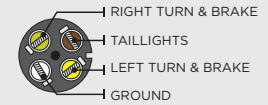
5 FLAT



4 Flat

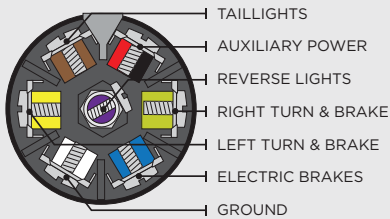


6 ROUND

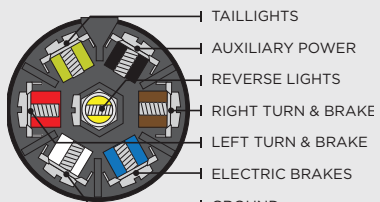


4 ROUND

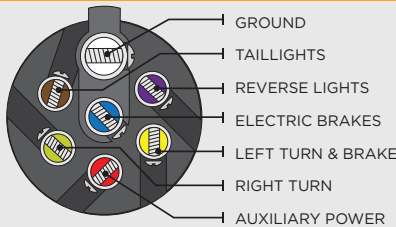
## TRAILER SIDE



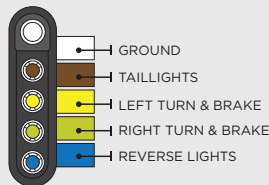
7 BLADE (SAE STANDARD)



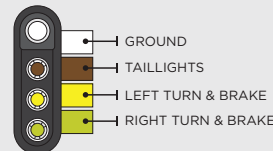
7 BLADE (RV STANDARD)



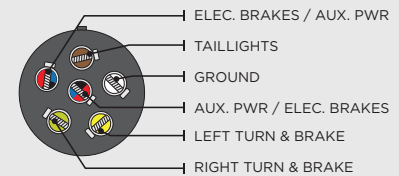
7 ROUND



5 FLAT



4 Flat



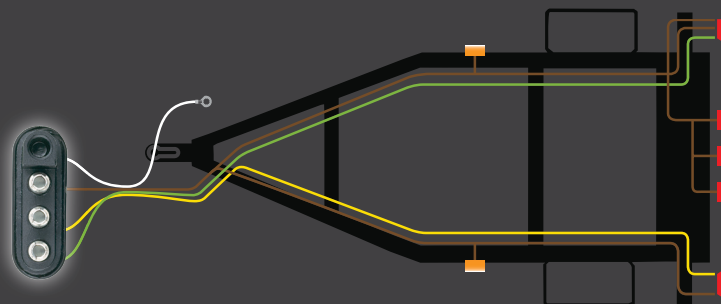
6 ROUND



4 ROUND

## 4 FLAT Y-HARNESS WIRING DIAGRAM

Time to wire up or rewire your trailer? A Y-Harness provides all the wire needed to get to every light on your trailer.



# INDEX

## PART PAGE

### 0-99

02926	156
03925	157
03926	156
04026	156
05515	157
08200	154
08201	154
08525	157
08526	156
09025	157
09026	156
09615	157
09715	157
58BA	55
58BR	55
58SA	54
58SR	54
80B	37
82B	34
83QB	36
84QB	33
85BR	31
85BRK	30
87B	37
88BA	55
88BR	55
90B	37
92B	34
93QB	36
94QB	33
95BRK	28
97B	37

### 100-499

158B	51
159B	51
160B	50
168B	51
168SA	54
168SR	54
172B	51
174B	51
178B	51
321CBAK	20
321CBRK	20
322BAK	20
322BRK	20
423BA	16
423BR	16
444BA	20
444BR	20

### 500

504BA	15
504BR	15
506BA	14
506BR	14
507BA	14
507BR	14
513BR	22
523BA	16
523BR	16
529BA	23
531BAK	17
531BARK	18
531BRK	17
533BA	14
533BAK	14
533BR	14
533BRK	14
534BAK	12
534BAK2B	12

## PART PAGE

534BBK	49
534BCK	49
534BCK2B	49
534BGK	49
534BRK	12
534BRK2B	12
534CAK	12
534CBAK	12
534CBRK	12
534CCK	49
534CRK	12
536BA	17
536BR	17
539BA	19
539BR	19
542BA	27
542BC	46
542BR	27
542BRK	27
561BA	0
561BC	46
561BR	30
561BRK	29
562BCR	29
563BA	31
563BC	46
563BR	31
563BRK	31
563CBAK	31
563CBRK	31
565BRK	30
588BA	16
588BR	16

### 700-8000

783B	34
784B	32
793B	34
794B	32
888BA	54
888BR	54
3483BR	22
3485BR	22
3489R	23
3490CR	22
3490R	22
3491C	46
3491CR	26
3491R	26
396SB	48
398SB	48
6302	43
7288B	37
7298B	37
7500	55

### 20000

20001	84
20004	84
20005	85
20007	85
20008	85
20010	85
20011	85
20014	85
20019	84
20022	67, 100, 101
20031	93
20033	88, 90
20034	88, 90
20036	88, 90
20041	89
20042	88, 89
20043	88, 89

## PART PAGE

20044	88, 89
20045	88, 89
20047	88, 89
20048	88, 89
20049	66, 70, 74
20050	85
20051	85
20052	85
20058	85
20059	85
20060	85
20086	88, 89
20087	88, 89
20098	84
20099	84
20100	84
20103	84
20104	84
20107	85
20110	84
20118	84
20119	84
20136	88, 90
20146	88, 89
20244	88, 89
20245	88, 89
20246	88, 89
20248	88, 89
20285	89
20286	88, 89
20300	84
20304	84
20393	84
20396	84
20400	84
20403	84
20407	85
20414	84
20418	84
20419	84
20424	84

### 30000

37908	103
37935	97
38038	104
38118	91
38138	91
38244	92
38254	92
38264	92
38438	102
38448	90
38487	101
38497	101
38508	89
39035	97
39045	97
39494	148
39524	148
39530	149

### 40000

40105	107, 113
40115	113
40125	107, 113
40135	113
40145	113
40147	67, 145
40155	113
40157	67, 145
40165	113
40167	67, 145
40175	113

## PART PAGE

40177	67, 145
40185	113
40195	113
40205	114
40215	114
40235	114
40244	114
40245	114
40254	114
40264	114
40265	114
40274	114
40275	114
40285	114
40305	115
40312	115
40315	115
40324	115
40325	115
40335	115
40345	115
40355	115
40375	115
40385	116
40395	116
40405	116
40415	116
40425	116
40435	116
40444	116
40445	116
40455	116
40464	116
40465	116
40475	117
40484	117
40485	117
40495	117
40504	117
40514	117
40524	117
40525	117
40535	117
40545	118
40554	118
40555	118
40565	118
40575	118
40585	118
40595	118
40605	118
40615	118
40655	118
40665	119
40685	119
40694	119
40695	119
40734	119
40735	119
40755	119
40804	119
40805	119
40825	119
40905	119
40915	119
40920	67, 111, 120
40925	120
40930	67, 111, 120
40934	120
40935	120
40940	67, 110, 120
40941	110
40950	67, 110, 120
40951	110
40952	67, 110

# INDEX (CONTINUED)

## PART PAGE

40955	110
40955B	110
40959	110
40965	110, 120
40970	67, 110, 120
40973	67, 110, 120
40974	110, 121
40974B	110, 121
40975	110, 121
40978	110
40985	110

### 41000

41105	121
41115	121
41120	121
41125	121
41135	121
41144	121
41145	121
41150	121
41151	145
41153	121
41154	121
41155	122
41157	67
41158	67, 145
41164	122
41165	122
41166	145
41174	122
41175	122
41185	122
41195	122
41204	122
41205	122
41215	122
41225	122
41235	122
41245	123
41254	123
41255	123
41265	123
41275	123
41285	123
41295	123
41300	123
41304	123
41305	123
41310	123
41315	123
41325	124
41335	124
41345	124
41355	124
41365	124
41374	124
41375	124
41384	124
41385	124
41395	124
41405	124
41415	125
41425	125
41434	125
41435	125
41474	125
41475	125
41485	125
41495	125
41555	125
41565	125
41575	125
41585	125

## PART PAGE

41595	126
41605	126
41625	126
41645	126
41705	126
41725	126
41765	126
41775	126
41795	126
41815	126
41820	127
41824	127
41825	127
41835	127
41844	127
41845	127
41854	127
41855	127
41875	127
41905	127
41915	127
41920	128
41925	128
41930	128
41935	128
41940	128
41944	128
41945	128
41954	128
41955	128
41964	128
41965	128
41974	128
41975	129
41984	129
41985	129
41995	129

### 42000

42104	129
42105	129
42115	129
42125	129
42134	129
42135	129
42137	67, 145
42145	111, 129
42155	129
42164	130
42165	130
42175	130
42190	67, 111, 130
42191	111
42195	130
42205	130
42214	130
42215	130
42225	130
42235	130
42245	130
42255	130
42264	131
42265	131
42274	131
42275	131
42284	131
42285	131
42290	131
42295	131
42304	131
42314	131
42315	131
42345	132
42355	132

## PART PAGE

42364	132
42365	132
42375	132
42385	132
42414	132
42415	132
42424	132
42435	132
42464	132
42465	132
42475	133
42485	133
42515	133
42525	133
42535	133
42545	133
42555	133
42565	133
42605	133
42615	133
42625	133
42634	134
42635	134
42645	134
42705	134

### 43000

43024	151
43104	134
43105	134
43114	134
43115	134
43124	134
43125	134
43134	134
43135	135
43145	135
43155	135
43165	135
43175	135
43185	135
43195	135
43205	135
43214	135
43215	135
43225	136
43254	136
43255	136
43264	136
43265	136
43270	136
43274	136
43275	136
43285	136
43314	136
43315	136
43325	137
43335	137
43354	137
43355	137
43365	137
43374	137
43375	137
43384	137
43385	137
43395	137
43397	67, 145
43405	137
43414	137
43415	138
43425	138
43435	138
43445	138
43455	138

## PART PAGE

43465	138
43475	138
43485	138
43494	138
43495	138
43505	138
43515	138
43534	139
43535	139
43565	139
43574	139
43575	139
43585	139
43595	139
43605	139
43624	139
43625	139
43634	139
43645	129, 140
43674	140
43675	140
43684	140
43685	140
43690	140
43704	140
43705	140
43715	140
43720	140
43724	140
43725	140
43735	141
43744	141
43745	141
43754	141
43755	141
43764	141
43765	141
43784	141
43785	141
43795	141
43804	142
43805	142
43814	142
43815	142
43820	142
43824	142
43825	142
43834	142
43835	142
43855	142
43865	142
43874	142
43875	142
43884	142
43885	143
43894	143
43895	143
43900	143
43905	143
43910	143
43914	143
43915	143
43924	143
43925	143
43934	143
43935	143
43944	144
43945	144
43954	144
43955	144
43964	144
43965	144
43975	144
43984	144
43985	144

# INDEX (CONTINUED)

## PART PAGE

43994 ..... 144  
43995 ..... 144

### 46000

46105 ..... 100, 103  
46155 ..... 106, 107  
46255 ..... 106, 107  
46345 ..... 106, 107  
46365 ..... 106, 107  
46370 ..... 67, 106, 107

### 47000

47004 ..... 66, 70, 77  
47015 ..... 66, 70, 71  
47043 ..... 66, 70, 74, 150  
47044 ..... 74, 150  
47045 ..... 66, 70, 76, 150  
47046 ..... 76, 150  
47047 ..... 70, 74, 150  
47053 ..... 66, 70, 74, 150  
47054 ..... 74, 150  
47055 ..... 66, 70, 150  
47056 ..... 76, 150  
47057 ..... 70, 74, 150  
47065 ..... 66, 70, 71  
47075 ..... 66, 70, 72  
47083 ..... 66, 70, 73  
47085 ..... 66, 70, 73  
47105 ..... 70, 77  
47105B ..... 77  
47114 ..... 66, 70, 77  
47115 ..... 70, 77  
47115B ..... 77  
47155 ..... 100, 102  
47165 ..... 100, 102  
47175 ..... 100, 102  
47180 ..... 67, 100, 101  
47185 ..... 100, 101  
47185B ..... 101  
47188 ..... 67, 100  
47200 ..... 67, 100, 101  
47204 ..... 101  
47205 ..... 100, 101  
47207 ..... 70  
47210 ..... 67, 100, 101  
47214 ..... 101  
47225 ..... 81  
47235 ..... 81  
47275 ..... 82  
47294 ..... 81  
47297 ..... 80, 81  
47305 ..... 70, 75  
47305B ..... 75  
47315 ..... 70, 75  
47320 ..... 66, 70, 75  
47325 ..... 70, 75  
47335 ..... 70, 71  
47340 ..... 66, 70, 71  
47345 ..... 70, 72  
47345B ..... 72  
47348 ..... 66, 70  
47355 ..... 70, 72  
47355B ..... 72  
47365 ..... 70, 72  
47365B ..... 72  
47375 ..... 70, 72  
47375B ..... 72  
47382 ..... 70  
47385 ..... 70, 71, 72  
47385B ..... 71, 72  
47390 ..... 66, 70, 72  
47405 ..... 70, 75  
47405B ..... 75  
47407 ..... 70, 75

## PART PAGE

47415 ..... 70, 76  
47425 ..... 70, 75  
47435 ..... 70, 76  
47435B ..... 76  
47445 ..... 70, 75  
47465 ..... 70, 76  
47515 ..... 70, 77  
47525 ..... 70, 73  
47535 ..... 70, 73  
47545 ..... 70, 73  
47545B ..... 73  
47555 ..... 70, 73  
47555B ..... 73  
47565 ..... 70, 71, 73  
47565B ..... 71, 73  
47570 ..... 66, 70, 71, 72, 73  
47575 ..... 70, 71, 73  
47575B ..... 71, 73  
47585 ..... 70, 71, 73  
47595 ..... 70, 74  
47605 ..... 70, 77  
47625 ..... 82  
47635 ..... 83  
47675 ..... 70, 71, 72, 74  
47685 ..... 83  
47695 ..... 82  
47705 ..... 82  
47705B ..... 82  
47715 ..... 83  
47725 ..... 82  
47735 ..... 83  
47745 ..... 82  
47745B ..... 82  
47755 ..... 83  
47775 ..... 82  
47775B ..... 82  
47795 ..... 83  
47805 ..... 82  
47815 ..... 83  
47816 ..... 83  
47825 ..... 82  
47835 ..... 82  
47845 ..... 83  
47855 ..... 83  
47865 ..... 82  
47875 ..... 83  
47890 ..... 66, 88, 93  
47895 ..... 88, 93  
47900 ..... 67, 100, 103  
47905 ..... 100, 103  
47905B ..... 103  
47910 ..... 66, 88, 90  
47913 ..... 88, 90  
47915 ..... 88, 90  
47925 ..... 82  
47935 ..... 83  
47945 ..... 88, 97  
47955 ..... 88, 97  
47965 ..... 88, 97  
47965B ..... 97  
47975 ..... 88, 93  
47985 ..... 88, 93  
47995 ..... 88, 93

### 48000

48005 ..... 100, 104  
48015 ..... 100, 104  
48025 ..... 100, 104  
48030 ..... 67, 100, 103  
48035 ..... 100, 104  
48035B ..... 104  
48044 ..... 67, 100, 103  
48045 ..... 100, 104  
48055 ..... 100, 104  
48058 ..... 67, 100, 103

## PART PAGE

48065 ..... 100  
48095 ..... 105  
48105 ..... 88, 91  
48110 ..... 66, 88, 91  
48114 ..... 66, 88, 91  
48115 ..... 88, 91  
48115B ..... 91  
48125 ..... 88, 91  
48133 ..... 88, 91  
48135 ..... 88, 91  
48135B ..... 91  
48138 ..... 66, 88, 91  
48143 ..... 70, 77  
48143B ..... 77  
48144 ..... 66, 70, 77  
48145 ..... 70, 77  
48148 ..... 66, 70, 77  
48155 ..... 70, 77  
48165 ..... 88, 93  
48175 ..... 88, 93  
48190 ..... 67, 100, 104  
48192 ..... 66, 88, 91  
48195 ..... 88, 93  
48205 ..... 88, 93  
48215 ..... 88, 93  
48235 ..... 70, 77  
48240 ..... 66, 88, 92  
48244 ..... 66, 88, 92  
48245 ..... 88, 92  
48255 ..... 88, 92  
48255B ..... 92  
48265 ..... 88, 92  
48265B ..... 92  
48285 ..... 88, 93  
48295 ..... 88, 93  
48305 ..... 100, 105  
48325 ..... 88, 91  
48345 ..... 88, 93  
48365 ..... 100, 103  
48385 ..... 88, 90  
48405 ..... 88, 93  
48425 ..... 100, 102  
48430 ..... 67, 100, 102  
48435 ..... 100, 102  
48435B ..... 102  
48440 ..... 66, 88, 90  
48445 ..... 88, 90  
48445B ..... 90  
48465 ..... 88, 93  
48470 ..... 67, 100, 101  
48474 ..... 100, 101  
48480 ..... 67, 100, 101  
48480B ..... 101  
48485 ..... 100, 101  
48485B ..... 101  
48495 ..... 100, 101  
48500 ..... 66, 88, 89  
48502 ..... 88, 89  
48503 ..... 88, 89  
48505 ..... 88, 89  
48505B ..... 89  
48510 ..... 66, 88, 89  
48515 ..... 88, 89  
48515B ..... 89  
48595 ..... 105  
485BA ..... 17  
48605 ..... 105  
48605B ..... 105  
48615 ..... 105  
48615B ..... 105  
48625 ..... 105  
48625B ..... 105  
48655 ..... 96  
48675 ..... 96  
486BA ..... 19  
486BR ..... 19

## PART PAGE

48705 ..... 96  
48709 ..... 96  
48715 ..... 96  
48718 ..... 67  
48735 ..... 97  
48845 ..... 106, 107  
48847 ..... 106, 107  
48895 ..... 106, 107  
488BAR ..... 18  
48955 ..... 151

### 49000

49015 ..... 97  
49040 ..... 67, 97  
49050 ..... 67, 97  
49060 ..... 67, 97  
49070 ..... 67, 97  
490BA ..... 16  
49905 ..... 97  
49915 ..... 97  
49955 ..... 97  
49975 ..... 97

### 50000 - 55000

50918 ..... 96  
50928 ..... 96  
50944 ..... 96  
51000 ..... 97  
51010 ..... 97  
51020 ..... 97  
52004 ..... 100, 105  
52006 ..... 88, 91  
52007 ..... 88, 93  
52008 ..... 88, 90  
52016 ..... 100, 102  
52024 ..... 88, 89  
52027 ..... 88, 89  
53015 ..... 83  
53025 ..... 82  
53035 ..... 83  
53045 ..... 82  
53055 ..... 83  
53056 ..... 83  
53057 ..... 82  
53065 ..... 82  
53075 ..... 83  
53085 ..... 82  
55999 ..... 151

### 56000

56000 ..... 151  
56001 ..... 151  
56002 ..... 151  
56003 ..... 151  
56004 ..... 151  
56005 ..... 151  
56007 ..... 151  
56008 ..... 151  
56009 ..... 151  
56011 ..... 151  
56100 ..... 151  
56101 ..... 151  
56102 ..... 151  
56103 ..... 151  
56104 ..... 151  
56105 ..... 151  
56106 ..... 151  
56107 ..... 151  
56108 ..... 151  
56109 ..... 151  
56114 ..... 151  
56115 ..... 151  
56200 ..... 151

# INDEX (CONTINUED)

PART	PAGE
56202	151
56203	151
56204	151
56205	151
56206	151
56207	151
56208	151
56209	151
56210	151
56300	151
56301	151
56302	151
56303	151
56304	151
56305	151
56306	151
56307	151

## 60000

69500S	35
69501S	35
69502S	32
69503S	32

## 90000

92227	60
92232B	60
92232BK	60
92233	60
93874	61
938741	61
93875	60
938751	60
93876	61
938761	61
95129	61
95206-1	61
95206K	61
95208-1	61
95208-3	61
95227	61
95233	61
97013	61
98534AR	13
98534AR3	13
98534CAR	13
98534CAR3	13
99534AR	13
99534AR3	13
99534CAR	13
99534CAR3	13

## B

B1002R	38
B1003R	38
B149	51
B160	50
B165	50
B168	51
B170	50
B178SAW	54
B178SRW	54
B188SA	54
B188SR	54
B192	60
B278SAW	54
B278SRW	54
B280A	55
B280RW	55
B3485R	22
B3489A	23
B3489R	23
B3552R	28

PART	PAGE
B38SA	54
B38SR	54
B38SRW	54
B393S	47
B423A	16
B423R	16
B427A	19
B427R	19
B430BLK	28
B444A	20
B444R	20
B450C	48
B461	51
B465A	38
B465R	38
B472FA	23
B478A	23
B478R	23
B482TW2A	21
B482TW2R	21
B484W1A	21
B484W1R	21
B4851A	17
B4851R	17
B485A	17
B485R	17
B486A	19
B486CAK	19
B486CRK	19
B486R	19
B488A	18
B488ARB	18
B488R	18
B490A	16
B495A	18
B499A	21
B499R	21
B534A2	12
B534R2	12
B55UW	28
B567	28
B567-1AA	28
B567-2R	28
B666A	15
B666R	15
B669BU	47
B672UK	46
B80	37
B827A	15
B827R	15
B83	36
B836A	15
B836R	15
B838A	14
B838R	14
B84	33
B85AK	30
B85R	31
B85RK	30
B888A	54
B888R	54
B90	37
B9106A	56
B9106R	56
B9216R	56
B93	36
B93874	61
B938751	60
B93876	61
B94	33
B9423A	57
B9423K	56
B9423R	57
B9444A	57
B9444R	57
B9460R	56

PART	PAGE
B9486A	57
B9486R	57
B95	28
B95206K	61
B95208K	61
B95227	61
B95233	61
B9534AR2	13
B95C	47
B95S	28
B9610A	57
B9610R	57
B983	56
B9899A	57
B9899R	57
B999R	56
B99SW	38

## C

C1534AK6	12
C1534BAK	12
C1534BCK	49
C1534BRK	12
C1534RK6	12
C168	50
C2080	46
C2534BAK	12
C2534BRK	12
C285RW	55
C3221A	20
C3221R	20
C322A	20
C322R	20
C3490R	22
C3491RC	26
C3492R	26
C3495	31
C3497	31
C393S	47
C394S	48
C397S	48
C513R	22
C514RW	22
C523R	16
C525A	14
C525R	14
C526A	15
C526R	15
C534AK6	12
C534BAK	12
C534BCK	49
C534BRK	12
C534CK6	49
C534RK6	12
C535A	19
C535R	19
C539A	19
C539R	19
C542RTM	27
C545RTM	28
C546RK	41
C55UW	28
C561ATM	30
C561PTM	30
C561RL	30
C561RTM	30
C562ATM	31
C562CATM	29
C562CRTM	29
C562RTM	31
C563RTM	31
C566RK	41
C566RL	31
C567	28
C5721	40

PART	PAGE
C595A	18
C599SWTM	38
C6285	41
C6288	41
C6300	43
C6304	43
C6421	40
C6423	40
C6423PTM	40
C6424	39
C7280	41
C7288TM	37
C7298TM	37
C7300	43
C7423	40
C7425	39
C7426	39
C7483RTM	35
C7493RTM	35
C789RTM	34
C8020	47
C80P	37
C8090P	41
C81	36
C8393PTM	40
C83PTM	33, 35
C8494P	39
C90P	37
C91	36
C93PTM	33, 35
C94P	33
CW1531A	17
CW1531R	17
CW1536A	17
CW1536R	17
CW1544A	19
CW1544R	19
CW1586A	19
CW1586R	19
CW523A	16

## T-V

T178SA	54
T178SR	54
T182B	60
T280C	54
T280R	54
T3552BR	28
T430BLKB	28
T478BA	23
T478BR	23
T485BR	17
T488BA	18
T488BR	18
T55SWB	28
T5672AAB	28
T5672ARB	28
T78SA	54
T78SR	54
T83B	36
T84B	33
T85BR	31
T888BA	54
T93B	36
T94B	33
T95BR	28
T983B	56
V280R	54



# LIGHTING THE WAY FOR A BRIGHTER PERFORMANCE

**50+** RECOGNIZED AND TRUSTED BRAND FOR OVER 50 YEARS

For over five decades, Blazer® has delivered vehicle lighting solutions to heavy-duty trucks, farm/ag, performance, commercial and off-road enthusiasts. Focused on high performance and overall visibility, Blazer® lights the way!

## INSIGHTFUL INNOVATION

We follow a consistent philosophy, leveraging consumer insights to drive product innovation

## EXCEPTIONAL VALUE

By delivering patented products at competitive prices, we provide the right balance between quality, cost and performance



Check out the complete Blazer® auxiliary lighting offering in the Hopkins® Aftermarket Catalog







# FREQUENT QUESTIONS

We use our expertise to answer the towing questions we hear most. If you don't find the answer you're looking for here, feel free to contact our technical support team at (800) 835-0129.

## CONVERTERS

**Q: What is a converter?**

A: Two types of taillight designs are found on vehicles - an independent bulb system and a common bulb system. If the brake light and turn signal operate from the same bulb, the taillight design is common. If the brake and turn work from separate bulbs, the design is independent. The industry standard found on trailers is a common bulb system. Vehicles will vary depending on the make and model. Any vehicle that has an independent bulb system must have a converter to "convert" the independent system to a common which is required on a trailer. A converter enables vehicles with independent brake lights and turn signals to provide proper lighting to the trailer.

**Q: Why do I need a power converter?**

A: Electronics on many newer vehicles are not equipped to handle the extra amp load that trailer lights require. A power converter provides power directly from the battery bypassing the electronics. This guarantees protection for sensitive electronics found on these vehicles.

**Q: What is the reason for the battery lead wire on the power converter?**

A: This wire provides the power to the trailer lights. Green / RT, yellow / LT, red / brake, and brown / taillights going to the power converter are only used as a signal. Once a function is used on the vehicle, the converter provides the actual power for the trailer lights from the battery. This allows us to bypass all the vehicle electronics to provide guaranteed safety.

## FUSE BURN OUT

**Q: Why am I blowing fuses on my vehicle?**

A: Check all wires for bare copper or places where a wire could be pinched and calculate the amp load your trailer is pulling. Most vehicles are equipped to handle only standard lighting on trailers - one turn / brake signal on each side and one marker light on each front corner. Check your vehicle owner's manual for specific ratings.

## GROUND PROBLEMS

**Q: When I have my headlights on and apply the brakes, all the lights on my trailer go out. What causes this?**

A: You have a ground problem. In your situation, you have a ground that is strong enough to provide some lighting functions but not all. This is called a weak ground. When the taillights and brake lights are used at the same time, it creates the maximum amp load of lights on the trailer. If a ground problem exists, it will show at this point. The places to check grounds are as follows:

1. The connector on the vehicle should have a ground wire secured tightly to a clean surface on the frame. A wire attached to the body or a surface with undercoating or rust can cause a ground problem.
2. The connector on the trailer should have a wire from the connector secured tightly to a clean surface on the trailer.
3. Each tail lamp assembly at the back of the trailer also must be grounded. This is done in one of two ways. The first is by a separate wire coming from the back of each tail lamp assembly being secured to the frame. The second, and most popular ground, is achieved through the bolts of the tail lamp assembly. In this case, the lamp housing must be attached to the frame of the trailer. If the lights are mounted on wood or PVC material, the light will not receive ground.
4. The last possibility to explore is in the trailer design. If the trailer has a tilting bed, it is possible the ground is not passing through the pivot point resulting in a poor ground. The solution to this is to route a ground wire from the connector at the front of the trailer to each lamp assembly at the back of the trailer bypassing this pivot point.

*NOTE: The trailer hitched to the ball of the vehicle should never be considered sufficient ground.*

**Q: When I use one turn signal, the other one blinks. What causes this?**

A: This is usually related to one of two things. The first could be a short somewhere in the system. All wiring, along with the vehicle connector, should be checked and tested. The second, which is the most common problem, is a weak ground in the system. Refer to the above question and follow steps one through four.

## MISCELLANEOUS

**Q: When my trailer is connected to my vehicle, the turn signals are dim and flashing rapidly. What causes this?**

A: When you add trailer lights to a vehicle system, the turn signal amp load basically doubles. Most vehicles have a flasher that controls the blink of a turn signal. The standard flasher provided in many vehicles will not handle this extra load. You should replace your flasher with a heavy-duty flasher (8 to 10 amp) and make sure the vehicle engine is running. The flasher will slow down your turn signals and a running engine will increase brightness of the lamps.

## BRAKE CONTROLS

**Q: What is the difference between inertia activated and time based brake controls?**

A: A time based brake control sends out your adjusted power setting over a set time frame with each depression of the brake pedal, regardless of how hard you press or how long you hold the brake pedal. An inertia based proportional controller activates the trailer brakes according to how much braking force was created while braking your vehicle. This ensures that the brake control is proportionally sending the same amount of power to the trailer brakes, mirroring the braking of the tow vehicle.

## MISCELLANEOUS

**Q: What is the 5th pin for on a 5 flat connector?**

A: The 5th pin is for the reverse function.

**Q: What is the difference between a towed vehicle wiring kit and a vehicle wiring kit?**

A: Towed vehicle wiring kits are for wiring a vehicle to be towed behind a motorhome. Vehicle wiring kits are for wiring a vehicle to tow a trailer.

## TOWING TIPS

1. Occasionally apply dielectric grease to all electrical terminals to prevent corrosion and ensure good continuity.
2. When testing to see if trailer lights are functioning, ensure trailer is connected to the ball mount of the vehicle hitch.
3. Always check all trailer lights before towing to ensure proper operation.
4. Always check battery level of the breakaway system before towing.

# INFORMATION

## CONTACT PRODUCT SUPPORT (800) 835-0129

EMAIL: techsupport@HopkinsMfg.com

## CONTACT DEALER SUPPORT (800) 524-1458

EMAIL: sales@HopkinsMfg.com



**Hopkins Manufacturing Corporation** 428 Peyton Street, P.O. Box 1157  
Emporia, Kansas 66801-1157 (620) 342-7320  
www.HopkinsMfg.com | www.HopkinsTowingSolutions.com

## SPECIAL ORDER PROGRAM

Most of our towing part numbers are available through our special order program. This program provides immediate access to new applications as well as older, slower moving items not carried in your regular inventory. The availability of these applications enables Hopkins® and its representatives to provide the best service possible to customers and consumers.

### ORDER REQUIREMENT

1-2 pieces MAXIMUM.

### ORDERS *(Email orders are preferred.)*

All orders received and verified by 1:00 P.M. CT (Mon.-Fri.) will be shipped same day.

### PRICING

All items will be priced at WD (Warehouse Distributor) pricing (NO discounts) and are subject to change without notice.

### SHIPPING

Actual freight charges will be applied. Orders will be shipped FedEx ground unless specified otherwise. Any additional shipping charges will be paid by the customer. Shipping charges on returns will be paid by the customer.

### TERMS

The invoiced amount is due on regular terms after the billing date.

PHONE: (800) 524-1458 • FAX: (800) 444-6779 • EMAIL: [SpecialOrders@hopkinsmfg.com](mailto:SpecialOrders@hopkinsmfg.com)

## LIMITED WARRANTY

Hopkins Manufacturing Corporation warrants **InSIGHT™, Agility™, Reliance™, Brake-Force™ and Impulse™** brake control products to be free from defects in material and workmanship, under normal use and service, for the original buyer's lifetime from the date of original purchase.

Hopkins Manufacturing Corporation warrants **Endurance™** products to be free from defects in material and workmanship, under normal use and service, for the original buyer, for a period of 3 years from the date of original purchase.

Hopkins Manufacturing Corporation warrants all Hopkins® towing products to be free from defects in material and workmanship, under normal use and service, for the original buyer, for a period of 90 days from the date of original purchase.

Hopkins Manufacturing Corporation warrants all **Smart Light™** products to be free from defects in material and workmanship, under normal use and service, for the original buyer, for a period of 10 years from the date of original purchase.

This warranty does not cover, and Hopkins Manufacturing Corporation is not liable for, the cost of repair or replacement of parts which have been subjected to misuse, negligence, accident, improper installation, modification, or normal deterioration due to wear and exposure, or defects caused by unauthorized repairs. THE ORIGINAL BUYER'S EXCLUSIVE REMEDIES UNDER THIS LIMITED WARRANTY SHALL BE LIMITED TO REPAIR OR REPLACEMENT (AT THE OPTION OF HOPKINS MANUFACTURING CORPORATION) OF THE DEFECTIVE PRODUCT OR PART. The repair or replacement of the product or part under warranty will be made by Hopkins Manufacturing Corporation without charge for parts or labor.

ALL WARRANTIES IMPLIED BY LAW, INCLUDING BUT NOT LIMITED TO WARRANTIES FOR MERCHANTABILITY AND FITNESS FOR A PARTICULAR PURPOSE, ON DEFECTS IN THE MATERIAL AND WORKMANSHIP SHALL BE EFFECTIVE ONLY FOR A PERIOD OF 90 DAYS FROM THE DATE OF PURCHASE. Some states do not allow limitations on how long an implied warranty lasts, so the above limitations may not apply to you.

UNDER NO CIRCUMSTANCES WILL HOPKINS MANUFACTURING CORPORATION BE LIABLE FOR INCIDENTAL OR CONSEQUENTIAL DAMAGES, INCLUDING BUT NOT LIMITED TO DAMAGE TO OR LOSS OF OTHER PROPERTY OR EQUIPMENT. Some states do not allow the exclusion or limitation of incidental or consequential damages, so the above limitations or exclusions may not apply to you. This warranty gives you specific legal rights, and you may also have other rights which vary from state to state.

In order to obtain performance under this warranty, return the defective product, postage prepaid, along with dated proof of purchase, to Hopkins Manufacturing Corporation, 428 Peyton Street, Emporia, Kansas 66801-1157. This warranty does not cover shipping and delivery charges to or from Hopkins Manufacturing Corporation.

THE FOLLOWING LIST OF PRODUCT NAMES AND BRANDS ARE THE TRADEMARKS OR REGISTERED TRADEMARKS OF HOPKINS MANUFACTURING CORPORATION UNLESS OTHERWISE NOTED, ALL RIGHTS RESERVED  
Hopkins Towing Solutions®, Hopkins®, Plug-In Simple®, Multi-Tow®, Endurance™, Quick-Change™, Quick Install™, Flex-Coil™, Flex-Coil HD™, Nite-Glow™, Quick-Fix™, Mag-Flat™, Flat-Lite™, InSIGHT™, Flex-Mount™, Flex-Display™, Flex-Control™, Smart Box™, SmartZone™, Brake-Force™, Impulse™, Reliance™, Agility™, Smart Hitch™, Engager™, Tow Doctor™, Never Fade™, Level+Plus™, Level Light™, Mag-Strap™, Quick-Lock™, Lumax®, Easy-Pull™, Block & Chock™, RV Smart-Level™, Smart Light™, Blazer® International, Anyside™, Power1™, Power MAXX™, Search Light™

Patent info: [www.HopkinsMfg.com/IP](http://www.HopkinsMfg.com/IP)



**For More Information Call**

(800) 524-1458 / Fax: (800) 444-6779 / Email: sales@HopkinsMfg.com

**Technical Support**

(800) 835-0129 / techsupport@HopkinsMfg.com



The ARM & HAMMER trademarks and the distinctive orange trade dress are owned by Church & Dwight Co., Inc., and are used by Hopkins Manufacturing Corporation under license. The OXICLEAN and Odor Blasters trademarks are owned by Church & Dwight Co., Inc., and are used by Hopkins Manufacturing Corporation under license. The Mossy Oak logo and trademarks are the licensed property of Haas Outdoors, Inc. and are used under license by Hopkins Manufacturing Corporation. The Rain-X trademarks are licensed property owned by Illinois Tool Works, Inc. and are used under license by Hopkins Manufacturing Corporation. The Body Glove logo and trademarks are the licensed property of Marquee Brands and are used under license by Hopkins Manufacturing Corporation. The DGA logo and David Gonzalez Art are the trademarks of DGA Tees, Inc. and are used under license by Hopkins Manufacturing Corporation. HOONIGAN and HOONIGAN Logo are used under license by Hopkins Manufacturing Corporation. All Rights Reserved.



**HOPKINS MANUFACTURING CORPORATION**

428 PEYTON STREET, P.O. BOX 1157 | EMPORIA, KANSAS 66801-1157 | (620) 342-7320  
© 2023 Hopkins Manufacturing Corporation • Printed in U.S.A. • 800-1878 -022 Rev. B 2/23